



VEHICLE TURNING MOVEMENT COUNT SUMMARY

N/S STREET: PATRICIA AVENUE

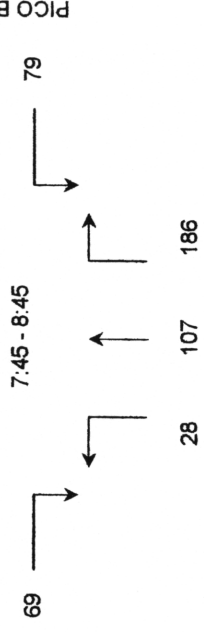
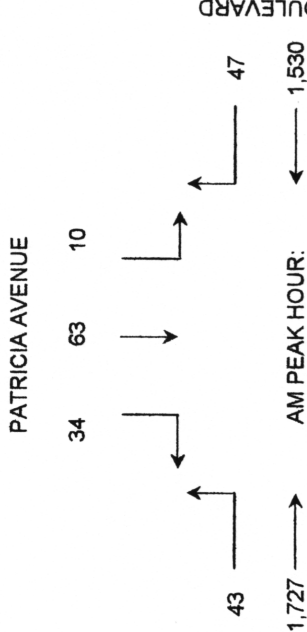
E/W STREET: PICO BOULEVARD

PERIOD: AM PEAK HOUR

DATE: TUESDAY FEBRUARY 5, 2002

| 15-MINUTE TOTALS | WESTBOUND | | | EASTBOUND | | | NORTHBOUND | | | SOUTHBOUND | | | TOTAL |
|------------------|-----------|-----|----|-----------|-----|----|------------|----|----|------------|----|----|-------|
| | L | T | R | L | T | R | L | T | R | L | T | R | |
| 7:00 - 7:15 | 19 | 218 | 5 | 6 | 238 | 14 | 13 | 8 | 27 | 1 | 9 | 5 | 563 |
| 7:15 - 7:30 | 10 | 291 | 4 | 9 | 248 | 15 | 8 | 16 | 21 | 0 | 7 | 3 | 632 |
| 7:30 - 7:45 | 17 | 392 | 11 | 17 | 296 | 5 | 10 | 32 | 33 | 2 | 7 | 3 | 825 |
| 7:45 - 8:00 | 17 | 413 | 24 | 10 | 354 | 18 | 8 | 31 | 28 | 4 | 19 | 8 | 934 |
| 8:00 - 8:15 | 23 | 378 | 11 | 8 | 368 | 17 | 6 | 26 | 52 | 2 | 19 | 8 | 918 |
| 8:15 - 8:30 | 17 | 369 | 4 | 14 | 494 | 19 | 7 | 20 | 45 | 2 | 17 | 6 | 1,014 |
| 8:30 - 8:45 | 22 | 370 | 8 | 11 | 511 | 15 | 7 | 30 | 61 | 2 | 8 | 12 | 1,057 |
| 8:45 - 9:00 | 12 | 261 | 2 | 5 | 347 | 18 | 13 | 27 | 62 | 2 | 8 | 8 | 765 |

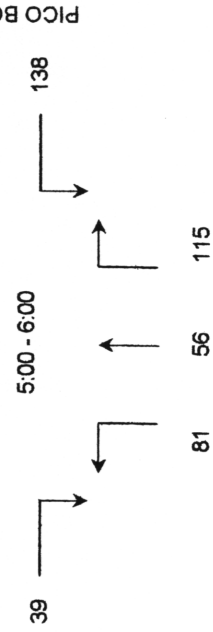
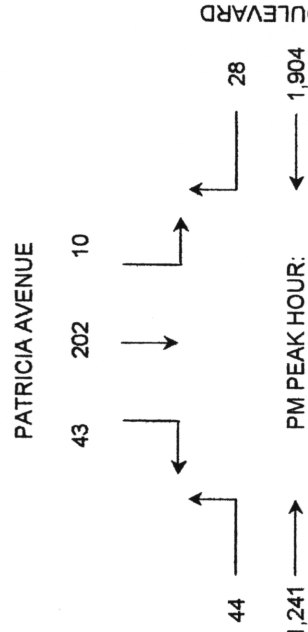
| 1-HOUR TOTALS | WESTBOUND | | | EASTBOUND | | | NORTHBOUND | | | SOUTHBOUND | | | TOTAL |
|---------------|-----------|-------|----|-----------|-------|----|------------|-----|-----|------------|----|----|---------|
| | L | T | R | L | T | R | L | T | R | L | T | R | |
| 7:00 - 8:00 | 63 | 1,314 | 44 | 42 | 1,136 | 52 | 39 | 87 | 109 | 7 | 42 | 19 | 2,954 |
| 7:15 - 8:15 | 67 | 1,474 | 50 | 44 | 1,266 | 55 | 32 | 105 | 134 | 8 | 52 | 22 | 3,309 |
| 7:30 - 8:30 | 74 | 1,552 | 50 | 49 | 1,512 | 59 | 31 | 109 | 158 | 10 | 62 | 25 | 3,691 |
| 7:45 - 8:45 | 79 | 1,530 | 47 | 43 | 1,727 | 69 | 28 | 107 | 186 | 10 | 63 | 34 | 3,923 * |
| 8:00 - 9:00 | 74 | 1,378 | 25 | 38 | 1,720 | 69 | 33 | 103 | 220 | 8 | 52 | 34 | 3,754 |



PERIOD: PM PEAK HOUR

DATE: TUESDAY FEBRUARY 5, 2002

| 15-MINUTE TOTALS | WESTBOUND | | | EASTBOUND | | | NORTHBOUND | | | SOUTHBOUND | | | TOTAL |
|------------------|-----------|-----|----|-----------|-----|----|------------|----|----|------------|----|----|-------|
| | L | T | R | L | T | R | L | T | R | L | T | R | |
| 4:00 - 4:15 | 31 | 401 | 5 | 7 | 313 | 9 | 16 | 14 | 37 | 4 | 24 | 7 | 868 |
| 4:15 - 4:30 | 30 | 395 | 11 | 10 | 295 | 10 | 11 | 14 | 29 | 8 | 33 | 11 | 857 |
| 4:30 - 4:45 | 27 | 395 | 11 | 7 | 320 | 15 | 17 | 8 | 32 | 4 | 25 | 9 | 870 |
| 4:45 - 5:00 | 23 | 391 | 3 | 8 | 328 | 11 | 17 | 13 | 29 | 3 | 44 | 8 | 878 |
| 5:00 - 5:15 | 34 | 442 | 6 | 12 | 318 | 11 | 15 | 13 | 26 | 1 | 38 | 17 | 933 |
| 5:15 - 5:30 | 33 | 500 | 7 | 11 | 313 | 11 | 20 | 19 | 32 | 4 | 45 | 8 | 1,003 |
| 5:30 - 5:45 | 39 | 462 | 11 | 10 | 310 | 5 | 19 | 9 | 30 | 1 | 64 | 9 | 969 |
| 5:45 - 6:00 | 32 | 500 | 4 | 11 | 300 | 12 | 27 | 15 | 27 | 4 | 55 | 9 | 996 |



| 1-HOUR TOTALS | WESTBOUND | | | EASTBOUND | | | NORTHBOUND | | | SOUTHBOUND | | | TOTAL |
|---------------|-----------|-------|----|-----------|-------|----|------------|----|-----|------------|-----|----|---------|
| | L | T | R | L | T | R | L | T | R | L | T | R | |
| 4:00 - 5:00 | 111 | 1,582 | 30 | 32 | 1,256 | 45 | 61 | 49 | 127 | 19 | 126 | 35 | 3,473 |
| 4:15 - 5:15 | 114 | 1,623 | 31 | 37 | 1,261 | 47 | 60 | 48 | 116 | 16 | 140 | 45 | 3,538 |
| 4:30 - 5:30 | 117 | 1,728 | 27 | 38 | 1,279 | 48 | 69 | 53 | 119 | 12 | 152 | 42 | 3,684 |
| 4:45 - 5:45 | 129 | 1,795 | 27 | 41 | 1,269 | 38 | 71 | 54 | 117 | 9 | 191 | 42 | 3,783 |
| 5:00 - 6:00 | 138 | 1,904 | 28 | 44 | 1,241 | 39 | 81 | 56 | 115 | 10 | 202 | 43 | 3,901 * |