






Aerial source: Google Earth Pro, 2009.

-  Project Site
-  Closest Sensitive Receptor
-  Noise Measurement Location



0 200 400 Feet

Sensitive Receptor and
Noise Measurement Locations

Figure 4.8-1
City of Los Angeles