

APPENDIX J-8:

**CAMP DRESSER & MCKEE INC., “ADDENDUM
TO REPORT OF SAMPLING AND ANALYSIS OF
SOIL GAS FOR METHANE PHASE 2 PORTION
OF PLAYA VISTA,” CDM PROJECT
NUMBER 10610-30928.RT.RPT, MAY 8, 2001**



May 8, 2001

Mr. David Nelson
Playa Vista
12555 West Jefferson Blvd. Ste. 300
Los Angeles, California 90066

Subject: Addendum to Report of Sampling and
Analysis of Soil Gas for Methane
Phase 2 Portion of Playa Vista
CDM Project Number 10610-30928.RT.RPT

Dear Mr. Nelson:

This addendum supplements the *Report of Sampling and Analysis of Soil Gas for Methane for the Phase 2 Portion of Playa Vista* dated November 2, 2000. The following analysis summarizes the results of the detailed sampling events within the central portion of Area D. Camp Dresser & McKee Inc. (CDM) observed the collection of soil gas samples from 90 locations within Area D (Phase 2 Portion) of Playa Vista between November 14, and 17, 2000. In accordance with soil gas testing requirements issued on October 11, 2000 by the City of Los Angeles Department of Building and Safety (LADBS) relative to the Second Phase Project EIS/EIR, sampling locations spaced on a 100-foot grid were sited in the vicinity of methane sample locations where concentrations of methane from samples collected from October 2 through October 10, 2000 exceeded 1,000 parts per million by volume (ppmv). Figure 1 shows the sampling locations.

1.0 Sampling and Analyses

Ninety-seven locations were proposed for sampling. A total of 90 samples were collected during this field event. Seven of the proposed locations were not accessible due to surface construction debris or ponded water. The sampling procedures and analysis were identical to those completed during the initial sampling and documented within the November 2, 2000 report.

2.0 Analyses Results

2.1 Light Hydrocarbons

The analytical data for light hydrocarbons are provided in attached Table 1. Laboratory reported data are included in Appendix A. The following tables summarize the maximum and minimum concentrations.

Mr. David Nelson
 May 8, 2001
 Page 2 of 4

Light hydrocarbons in soil gas summary

Statistical Parameter	Light Hydrocarbon statistics [all measurements in parts per million per volume (ppmv)]						
	Methane	Ethane	Ethylene	Propane	Propylene	i-Butane	n-Butane
Frequency of detection	100%	100%	94%	96%	81%	44%	47%
Minimum	1.24	0.03	<0.01	<0.03	<0.03	<0.03	<0.03
Maximum	306,000	2111.0	1.90	3.53	2.70	2.68	1.27

Maximum and minimum detection locations by sample number

Locations with:	Methane	Ethane	Ethylene	Propane	Propylene	i-Butane	n-Butane
Minimum value	9704	9742, 9747	9724, 9726, 9731, 9735, 9742	9742, 9747, 9761, 9765	9712, 9713, 9716, 9724, 9726, 9731, 9733, 9735, 9742, 9747, 9761, 9765, 9766, 9776, 9781, 9788, 9794	50 locations	48 locations
Maximum value	9726	9724	9708	9724	9730	9724	9779

With the exception of methane and a few of the detections of ethane, ethylene, and propane, nearly all C1-C4 compound concentrations were below 1 ppmv for all samples.

Shallow soil gas methane concentrations ranged from 1.24 ppmv in sample 9704 to 300,600 ppmv in sample 9726. The mean methane concentration of all samples was 11,540 ppmv. However, the median methane concentration of all samples was 16.5 ppmv. This indicates that most of the detections were well below 100 ppmv, but that the data included a few relatively large detections accounting for the larger mean.

Five of the 90 soil gas samples had methane concentrations greater than the lower explosive limit of 5% by volume (i.e., greater than 50,000 ppmv). The five samples were from locations 9724, 9726, 9731, 9735, and 9737. These samples were collected in the south central part of Area D (Figure 1). Methane concentrations in these samples, which were the highest of all the samples taken, ranged from 78,200 ppmv to 306,000 ppmv. The sampling locations are adjacent to each other, and constitute the area of Playa Vista having soil gas with the highest methane concentration measured during this sampling event. Nearby samples contain methane concentrations ranging from 1.24 ppmv to

Mr. David Nelson
May 8, 2001
Page 3 of 4

19,900 ppmv. Methane concentrations drop off rapidly to the northeast and slightly less rapidly to the north and east.

Ethane concentrations ranged from 0.03 ppmv at two locations to 2111 ppmv at sample location 9724. Most ethane detections were below 1 ppmv. The few higher detections are associated with samples having high methane concentrations. Ethylene concentrations ranged from non-detect at <0.01 ppmv at five locations to 1.90 ppmv at sample location 9708. Eighty-four samples contained ethylene concentration detections below 0.50 ppmv. Higher ethylene detections were generally associated with samples having high concentrations of methane. However, sample 9726, which had the highest methane concentration of all samples tested had no detection of ethylene at <0.01 ppmv.

Propane, propylene, isobutane, and n-butane concentrations ranged from non-detect at <0.03 ppmv to 3.53 ppmv, 2.70 ppmv, 2.68 ppmv, and 1.27 ppmv, respectively. Concentrations for each of these gases were well below 1 ppmv in nearly all samples where the gases were detected.

2.2 Benzene, Toluene, Ethylbenzene, and Xylenes (BTEX)

Benzene, toluene, ethylbenzene, and xylene (BTEX) were analyzed at the 90 sampling locations. The laboratory-reporting limit for all BTEX compounds was 0.07 ppmv. The laboratory report summarizing the analytical data is provided in Appendix A.

Benzene analyses results ranged from non-detect to 0.09 ppmv in sample 9725, which was the only detectable concentration out of all samples taken. Toluene was detected in four of the soil gas samples, with the highest detection at 0.32 ppmv in sample 9736. Ethylbenzene was detected in 13 samples with a maximum concentration of 0.41 ppmv at location 9715. Total xylenes were detected in 16 samples with a maximum detection of 0.48 ppmv in sample 9715.

2.3 Hydrogen Sulfide

Hydrogen sulfide concentrations were measured using a Jerome 631-X hydrogen sulfide analyzer. The results of the measurements are summarized on Table 2. The instrument detection range is between 0.003 ppm and 50 ppm. The instrument can report concentrations at 0.001 ppm and 0.002 ppm, however, according to the manufacturer, these concentrations are below the range of instrument accuracy. Concentrations at many of the sampling locations were reported by the instrument at 0.001 ppm and 0.002 ppm and are considered estimated.

Hydrogen sulfide was detected at 0.003 ppmv or greater in 37 of the 90 samples (41 percent) tested. As such, 59 percent of the samples tested had hydrogen sulfide levels of less than 0.003 ppmv. The highest hydrogen sulfide concentration was above 50 ppmv (the upper instrumentation detection limit) at location 9735. The second highest


Mr. David Nelson
May 8, 2001
Page 4 of 4

hydrogen sulfide concentration was recorded at location 9724 and was only 1.0 ppm or less. Concentrations of hydrogen sulfide within samples collected surrounding 9735 are low to non-detect, suggesting that the elevated concentration is anomalous. The remaining 36 samples ranged between 0.003 and 1.0 ppmv.


Should you have any questions regarding the testing results summarized above or the attached supporting data, please contact either of us at (949) 752-5452.

Sincerely,

CAMP DRESSER & MCKEE INC.



Michele Zych, R. G. 6741
Project Manager



Mackey Smith
Vice President

cc: Mr. David Nelson, PCC

Attachment A - Laboratory Reports and Chain-of-Custody Forms



PLAYA VISTA METHANE GAS STUDY
SECOND PHASE PROJECT
METHANE GAS SAMPLING LOCATIONS
CONTINUED

Figure 1

CDM
ENVIRONMENTAL ENGINEERING, SCIENCE,
PLANNING & MANAGEMENT CONSULTANTS

This Graphic Has Been Reduced for Reproduction
Purposes. Full Size Originals Are Available For
Review At The Los Angeles City Planning Department
- 200 N. Spring St., #720, Los Angeles, CA 90012

Table 1
Summary of Analytical Results
Light Hydrocarbons (C1-C4) - Soil Gas Samples
Playa Vista
Phase 2 Area D
Addendum

Sample ID	Date Sampled	Methane % V	Methane ppmv	Ethane ppmv	Ethylene ppmv	Propane ppmv	Propylene ppmv	Isobutane ppmv	N-Butane ppmv
9701	11/16/00	0.98	*	145	0.30	0.39	0.24	0.23	<0.03
9702	11/17/00	4.18	*	122	0.11	0.28	0.13	0.44	<0.03
9703	11/17/00	*	20.0	0.32	0.20	0.15	0.14	0.05	0.07
9704	11/17/00	*	1.24	0.11	0.09	0.06	0.12	<0.03	<0.03
9705	11/17/00	*	4.91	0.34	0.27	0.13	0.21	0.04	0.05
9706	11/17/00	*	49.2	1.18	0.66	0.58	0.51	0.04	0.09
9707	11/17/00	1.19	*	17.7	1.51	0.88	1.14	0.14	0.13
9708	11/17/00	0.34	*	1.62	1.90	0.82	1.43	0.08	0.20
9709	11/17/00	*	245	0.64	1.01	0.26	0.60	0.05	0.09
9710	11/17/00	*	14.6	0.82	0.82	0.32	0.60	0.07	0.10
9711	11/17/00	0.39	*	7.16	0.62	1.87	1.72	0.28	0.28
9712	11/16/00	*	2.71	0.06	0.05	0.03	<0.03	<0.03	<0.03
9713	11/16/00	*	4.93	0.08	0.05	0.03	<0.03	<0.03	<0.03
9714	11/16/00	*	41.5	0.67	0.40	0.21	0.33	<0.03	0.15
9715	11/16/00	0.31	*	22.9	0.27	1.02	0.20	0.12	0.06
9716	11/16/00	*	194	1.71	0.08	0.05	<0.03	<0.03	<0.03
9717	11/16/00	*	15.0	0.12	0.12	0.05	0.08	<0.03	<0.03
9718	11/16/00	*	8.06	0.21	0.24	0.08	0.19	<0.03	<0.03
9719	11/16/00	*	251	2.53	0.11	0.04	0.06	<0.03	<0.03
9720	11/16/00	0.22	*	11.4	0.16	0.34	0.08	0.22	0.12
9721	11/16/00	*	5.44	0.25	0.32	0.09	0.22	<0.03	<0.03
9722	11/16/00	0.52	*	26.9	0.41	0.22	0.27	0.06	0.21
9723	11/16/00	0.09	*	7.56	0.13	0.09	0.08	<0.03	<0.03
9724	11/16/00	23.2	*	2111	<0.01	3.53	<0.03	2.68	0.56
9725	11/16/00	0.52	*	30.1	0.13	0.08	0.07	<0.03	<0.03
9726	11/16/00	30.6	*	553	<0.01	1.33	<0.03	0.14	0.29
9727	11/16/00	0.09	*	1.14	0.73	0.51	0.73	0.06	0.12
9728	11/16/00	*	255	1.52	1.05	0.64	1.14	0.05	0.11
9729	11/16/00	*	594	0.62	0.13	0.15	0.05	<0.03	<0.03
9730	11/17/00	*	733	4.04	0.31	2.04	2.70	0.31	0.42
9731	11/17/00	15.6	*	880	<0.01	1.75	<0.03	0.20	0.19
9732	11/17/00	1.19	*	42.9	0.20	0.15	0.18	0.07	0.12
9733	11/16/00	0.43	*	20.3	0.09	0.10	<0.03	<0.03	<0.03
9734	11/17/00	*	12.5	0.57	0.46	0.24	0.40	0.04	0.07
9735	11/17/00	7.82	*	548	<0.01	2.51	<0.03	0.68	0.33
9736	11/17/00	1.99	*	75.8	0.23	0.18	0.21	0.16	0.10
9737	11/17/00	10.1	*	286	0.22	3.42	0.50	0.26	0.53
9738	11/15/00	*	4.32	0.63	0.88	0.27	0.66	<0.03	0.04
9739	11/15/00	0.90	*	0.93	0.44	0.57	0.54	0.04	0.12
9742	11/15/00	*	2.15	0.03	<0.01	<0.03	<0.03	<0.03	<0.03
9743	11/15/00	0.51	*	1.73	0.21	0.86	0.14	0.07	0.12
9744	11/15/00	*	242	0.71	0.25	0.33	0.19	<0.03	0.05
9745	11/15/00	*	3.40	0.32	0.25	0.11	0.19	<0.03	<0.03
9746	11/15/00	*	3.64	0.11	0.08	0.04	0.03	<0.03	<0.03
9747	11/15/00	*	5.08	0.03	0.03	<0.03	<0.03	<0.03	<0.03
9748	11/15/00	0.74	*	0.26	0.19	0.18	0.12	<0.03	<0.03
9750	11/15/00	*	2.91	0.21	0.29	0.10	0.24	<0.03	<0.03
9753	11/15/00	*	129	0.08	0.10	0.04	0.05	<0.03	<0.03
9754	11/15/00	*	21.6	0.46	0.32	0.16	0.25	<0.03	<0.03
9755	11/15/00	*	8.82	0.52	0.32	0.22	0.24	<0.03	0.04
9756	11/15/00	*	75.80	0.38	0.20	0.16	0.14	<0.03	<0.03
9757	11/15/00	*	7.73	0.40	0.16	0.16	0.10	<0.03	<0.03
9758	11/15/00	*	9.32	0.18	0.13	0.07	0.10	<0.03	<0.03
9759	11/15/00	*	11.5	0.09	0.60	0.36	0.45	0.03	0.07
9760	11/15/00	*	3.67	0.19	0.09	0.08	0.06	<0.03	<0.03
9761	11/15/00	*	18.4	0.04	0.03	<0.03	<0.03	<0.03	<0.03
9762	11/15/00	*	37.7	0.82	0.31	0.41	0.23	0.06	0.11
9764	11/15/00	*	3.51	0.14	0.10	0.07	0.06	<0.03	<0.03

Table 1
Summary of Analytical Results
Light Hydrocarbons (C1-C4) - Soil Gas Samples
Playa Vista
Phase 2 Area D
Addendum

Sample ID	Date Sampled	Methane % V	Methane ppmv	Ethane ppmv	Ethylene ppmv	Propane ppmv	Propylene ppmv	Isobutane ppmv	N-Butane ppmv
9765	11/16/00	*	1.52	0.06	0.06	<0.03	<0.03	<0.03	<0.03
9766	11/14/00	*	2.61	0.08	0.05	0.03	<0.03	<0.03	<0.03
9767	11/15/00	*	72.9	0.70	0.34	0.30	0.27	0.04	0.07
9769	11/15/00	*	4.81	0.32	0.21	0.12	0.16	<0.03	<0.03
9770	11/15/00	*	9.40	0.72	0.49	0.30	0.32	0.05	0.08
9771	11/15/00	*	59.6	0.68	0.31	0.30	0.21	0.05	0.08
9772	11/15/00	0.19	*	0.73	0.18	0.50	0.12	0.13	0.16
9773	11/14/00	*	5.65	0.23	0.14	0.09	0.12	<0.03	<0.03
9774	11/14/00	1.30	*	1.40	1.02	1.47	0.84	0.15	0.31
9775	11/14/00	*	2.96	0.30	0.29	0.14	0.18	<0.03	<0.03
9776	11/16/00	*	4.49	0.21	0.15	0.12	<0.03	<0.03	<0.03
9777	11/16/00	*	3.35	0.16	0.21	0.08	0.14	<0.03	<0.03
9778	11/14/00	*	7.59	0.79	1.06	0.37	0.83	0.06	0.11
9779	11/14/00	*	25.0	1.68	0.82	1.57	0.64	0.74	1.27
9780	11/14/00	*	482	1.06	0.77	0.48	0.65	0.08	0.18
9781	11/14/00	*	2.18	0.11	0.06	0.03	<0.03	<0.03	<0.03
9782	11/14/00	*	3.06	0.22	0.14	0.06	0.10	<0.03	<0.03
9783	11/14/00	*	28.2	0.22	0.19	0.07	0.13	<0.03	<0.03
9784	11/14/00	*	14.7	1.22	0.68	0.56	0.57	0.11	0.22
9785	11/14/00	*	100	0.36	0.20	0.17	0.14	<0.03	<0.03
9786	11/16/00	*	2.63	0.09	0.09	0.03	0.08	<0.03	<0.03
9787	11/16/00	*	2.88	0.12	0.13	0.04	0.06	<0.03	<0.03
9788	11/14/00	*	1.59	0.10	0.06	0.05	<0.03	<0.03	<0.03
9789	11/14/00	*	3.64	0.22	0.15	0.08	0.13	<0.03	<0.03
9790	11/14/00	*	10.5	0.21	0.15	0.08	0.08	<0.03	<0.03
9791	11/14/00	*	5.26	0.39	0.27	0.14	0.20	<0.03	<0.03
9792	11/14/00	*	16.9	0.62	0.43	0.22	0.34	<0.03	<0.03
9793	11/14/00	*	16.1	0.79	0.19	0.40	0.13	0.09	0.14
9794	11/16/00	*	1.33	0.07	0.04	0.03	<0.03	<0.03	<0.03
9795	11/14/00	*	18.0	1.13	0.36	0.57	0.27	0.10	0.18
9796	11/14/00	*	277	0.72	0.19	0.38	0.18	0.10	0.16
9797	11/14/00	*	4.04	0.19	0.14	0.08	0.09	<0.03	<0.03

Notes:

ppmv - parts per million per volume

% V - percent volume

* - concentration for methane listed under other units

< - indicates not detected above reporting limits shown

Table 2
Summary of Hydrogen Sulfide Concentrations
Soil Gas Samples
Phase 2 Project Area D
Addendum

Sample ID	Date Sampled	H ₂ S Concentration
		ppm
9711	11/17/00	0.000
9712	11/16/00	0.000
9721	11/16/00	0.000
9730	11/17/00	0.000
9732	11/17/00	0.000
9733	11/16/00	0.000
9737	11/17/00	0.000
9747	11/15/00	0.000
9756	11/15/00	0.000
9765	11/16/00	0.000
9773	11/14/00	0.000
9775	11/14/00	0.000
9778	11/14/00	0.000
9779	11/14/00	0.000
9780	11/14/00	0.000
9781	11/14/00	0.000
9782	11/14/00	0.000
9788	11/14/00	0.000
9789	11/14/00	0.000
9790	11/14/00	0.000
9792	11/14/00	0.000
9794	11/16/00	0.000
9703	11/17/00	0.001
9704	11/17/00	0.001
9705	11/17/00	0.001
9707	11/17/00	0.001
9722	11/16/00	0.001
9750	11/15/00	0.001
9761	11/15/00	0.001
9764	11/15/00	0.001
9766	11/14/00	0.001
9772	11/15/00	0.001
9774	11/14/00	0.001
9783	11/14/00	0.001
9784	11/14/00	0.001
9791	11/14/00	0.001
9793	11/14/00	0.001
9796	11/14/00	0.001
9797	11/14/00	0.001
9701	11/16/00	0.002
9731	11/17/00	0.002
9738	11/15/00	0.002
9739	11/15/00	0.002
9742	11/15/00	0.002
9744	11/15/00	0.002
9746	11/15/00	0.002
9757	11/15/00	0.002
9758	11/15/00	0.002

Table 2
Summary of Hydrogen Sulfide Concentrations
Soil Gas Samples
Phase 2 Project Area D
Addendum

Sample ID	Date Sampled	H ₂ S Concentration ppm
9760	11/15/00	0.002
9776	11/16/00	0.002
9786	11/16/00	0.002
9787	11/16/00	0.002
9795	11/14/00	0.002
9706	11/17/00	0.003
9709	11/17/00	0.003
9713	11/16/00	0.003
9716	11/16/00	0.003
9719	11/16/00	0.003
9723	11/16/00	0.003
9736	11/17/00	0.003
9754	11/15/00	0.003
9708	11/17/00	0.004
9710	11/17/00	0.004
9718	11/16/00	0.004
9743	11/15/00	0.004
9745	11/15/00	0.004
9755	11/15/00	0.004
9771	11/15/00	0.004
9734	11/17/00	0.005
9777	11/16/00	0.005
9785	11/14/00	0.005
9753	11/15/00	0.006
9725	11/16/00	0.007
9728	11/16/00	0.007
9759	11/15/00	0.007
9770	11/15/00	0.007
9717	11/16/00	0.008
9769	11/15/00	0.008
9720	11/16/00	0.009
9735	11/17/00	>50.0
9702	11/17/00	0.014 / 0.008
9748	11/15/00	0.014 / 0.010
9762	11/15/00	0.014 / 0.010
9714	11/16/00	0.015 / 0.012
9727	11/16/00	0.015 / 0.013
9767	11/15/00	0.019 / 0.016
9729	11/16/00	0.022 / 0.011
9726	11/16/00	0.029 / 0.040 / 0.043
9715	11/16/00	0.046 / 0.033
9724	11/16/00	1.000 / 0.132 / 0.370

Notes:

AV - parts per million per volume

13 ppm are below the range of the instrument and
could be considered estimates

Attachment A
Laboratory Reports and Chain-of-Custody Forms

MICROSEEPS

University of Pittsburgh Applied Research Center
220 William Pitt Way, Pittsburgh, PA 15238
(412) 826-5245_{ph} (412) 826-3433_{fax}
<http://www.microseeps.com>

November 28, 2000

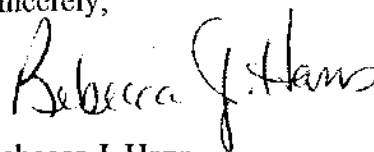
Ms. Michele Zych
Camp Dresser & McKee
18881 Von Karman
Suite 650
Irvine, CA 92612

Dear Ms. Zych:

Attached is the final data listing for the sample(s) we received on November 15, 2000, your project: PLAYA VISTA.

Please give me a call if you have questions or I can be of further assistance. Thank you for using Microseeps.

Sincerely,



Rebecca J. Hans

RJH/lsp

Attachment: CDM114-204033

Microseeps

CDM114-204033

----- Camp Dresser & McKee -----


----- Location: Playavista -----

----- Concentrations in PPMV -----

Sample ID	Benzene	Toluene	Ethyl Benzene	M/P Xylene	Ortho Xylene	Lab ID	Date Sampled	Date Received	Date Analyzed	Analyst
9797	< 0.07	< 0.07	< 0.07	< 0.07	< 0.07	W101A59	11/14/00	11/15/00	11/16/00	JLL
9791	< 0.07	< 0.07	< 0.07	< 0.07	< 0.07	W101A60	11/14/00	11/15/00	11/16/00	JLL
9790	< 0.07	< 0.07	< 0.07	< 0.07	< 0.07	W101A61	11/14/00	11/15/00	11/16/00	JLL
9792	< 0.07	< 0.07	< 0.07	< 0.07	< 0.07	W101A62	11/14/00	11/15/00	11/16/00	JLL
9796	< 0.07	< 0.07	< 0.07	< 0.07	< 0.07	W101A63	11/14/00	11/15/00	11/16/00	JLL
9795	< 0.07	< 0.07	< 0.07	< 0.07	< 0.07	W101A64	11/14/00	11/15/00	11/16/00	JLL
9793	< 0.07	< 0.07	< 0.07	< 0.07	< 0.07	W101A65	11/14/00	11/15/00	11/16/00	JLL
9788	< 0.07	< 0.07	< 0.07	< 0.07	< 0.07	W101A66	11/14/00	11/15/00	11/16/00	JLL
9785	< 0.07	< 0.07	< 0.07	< 0.07	< 0.07	W101A67	11/14/00	11/15/00	11/16/00	JLL
9778	< 0.07	< 0.07	< 0.07	< 0.07	< 0.07	W101A68	11/14/00	11/15/00	11/16/00	JLL
9784	< 0.07	< 0.07	< 0.07	< 0.07	< 0.07	W101A69	11/14/00	11/15/00	11/16/00	JLL
9775	< 0.07	< 0.07	< 0.07	< 0.07	< 0.07	W101A70	11/14/00	11/15/00	11/16/00	JLL
9779	< 0.07	< 0.07	< 0.07	< 0.07	< 0.07	W101A71	11/14/00	11/15/00	11/16/00	JLL
9783	< 0.07	< 0.07	< 0.07	< 0.07	< 0.07	W101A72	11/14/00	11/15/00	11/16/00	JLL
9789	< 0.07	< 0.07	< 0.07	< 0.07	< 0.07	W101A73	11/14/00	11/15/00	11/16/00	JLL
9782	< 0.07	< 0.07	< 0.07	< 0.07	< 0.07	W101A74	11/14/00	11/15/00	11/16/00	JLL
9781	< 0.07	< 0.07	< 0.07	< 0.07	< 0.07	W101A75	11/14/00	11/15/00	11/16/00	JLL
9780	< 0.07	< 0.07	< 0.07	< 0.07	< 0.07	W101A76	11/14/00	11/15/00	11/16/00	JLL
9774	< 0.07	< 0.07	< 0.07	< 0.07	< 0.07	W101A77	11/14/00	11/15/00	11/16/00	JLL
9773	< 0.07	< 0.07	< 0.07	< 0.07	< 0.07	W101A78	11/14/00	11/15/00	11/16/00	JLL
9766	< 0.07	< 0.07	< 0.07	< 0.07	< 0.07	W101A79	11/14/00	11/15/00	11/16/00	JLL

Detection Limits	0.07	0.07	0.07	0.07	0.07
------------------	------	------	------	------	------

11/20/00

Analyst JLLReviewed 

***** Quality Control *****

CDM114-204033

----- Camp Dresser & McKee -----

----- Location: Playavista -----

----- Concentrations in PPMV -----

Continuing Calibration Standards 11/16/00

N2 in vial 11/16/00

Compound	Lab ID	True Conc.	Measured	% Diff.	Compound	Lab ID	Report. Limit (ppmv)	Measured
Benzene	W101A57	1.25	1.19	4.80	Benzene	W101A58	0.07	ND
Toluene	W101A57	1.06	1.00	5.66	Toluene	W101A58	0.07	ND
Ethyl Benzene	W101A57	0.92	0.87	5.43	Ethyl Benzene	W101A58	0.07	ND
M/P Xylene	W101A57	1.84	1.76	4.35	M/P Xylene	W101A58	0.07	ND
Ortho Xylene	W101A57	0.92	0.89	3.26	Ortho Xylene	W101A58	0.07	ND

Analyst JLLReviewed slg.

CDM114-204C33

----- CAMP DRESSER & MCKEE -----
 ----- LOCATION: (PLAYA VISTA) - LOS ANGELES, CA -----

Sample Names	Methane (%V)	Methane (PPMV)	Ethane (PPMV)	Ethylene (PPMV)	Propane (PPMV)	Propylene (PPMV)	Iso-Butane (PPMV)	N-Butane (PPMV)	Lab ID	Date Sampled	Date Received	Date Analyzed	Analyst
9797	*	4.04	0.19	0.14	0.08	0.09	<0.03	<0.03	T40 313	11/14/00	11/15/00	11/16/00	BC
9791	*	5.26	0.39	0.27	0.14	0.20	<0.03	<0.03	T40 314	11/14/00	11/15/00	11/16/00	BC
9790	*	10.5	0.21	0.15	0.08	0.08	<0.03	<0.03	T40 315	11/14/00	11/15/00	11/16/00	BC
9792	*	18.9	0.62	0.43	0.22	0.34	<0.03	<0.03	T40 316	11/14/00	11/15/00	11/16/00	BC
9796	*	277	0.72	0.19	0.38	0.18	0.10	0.16	T40 317	11/14/00	11/15/00	11/16/00	BC
9795	*	18.0	1.13	0.36	0.57	0.27	0.10	0.18	T40 318	11/14/00	11/15/00	11/16/00	BC
9793	*	16.1	0.79	0.19	0.40	0.13	0.09	0.14	T40 319	11/14/00	11/15/00	11/16/00	BC
9788	*	1.59	0.10	0.06	0.05	<0.03	<0.03	<0.03	T40 320	11/14/00	11/15/00	11/16/00	BC
9785	*	100	0.36	0.20	0.17	0.14	<0.03	<0.03	T40 321	11/14/00	11/15/00	11/16/00	BC
9778	*	7.59	0.79	1.06	0.37	0.83	0.06	0.11	T40 322	11/14/00	11/15/00	11/16/00	BC
9784	*	14.7	1.22	0.68	0.56	0.57	0.11	0.22	T40 323	11/14/00	11/15/00	11/16/00	BC
9775	*	2.96	0.30	0.29	0.14	0.18	<0.03	<0.03	T40 324	11/14/00	11/15/00	11/16/00	BC
9779	*	25.0	1.68	0.82	1.57	0.64	0.74	1.27	T40 325	11/14/00	11/15/00	11/16/00	BC
9783	*	28.2	0.22	0.19	0.07	0.13	<0.03	<0.03	T40 326	11/14/00	11/15/00	11/16/00	BC
9789	*	3.84	0.22	0.15	0.08	0.13	<0.03	<0.03	T40 327	11/14/00	11/15/00	11/16/00	BC
9782	*	3.06	0.22	0.14	0.06	0.10	<0.03	<0.03	T40 328	11/14/00	11/15/00	11/16/00	BC
9781	*	2.18	0.11	0.06	0.03	<0.03	<0.03	<0.03	T40 329	11/14/00	11/15/00	11/16/00	BC
9780	*	482	1.06	0.77	0.48	0.65	0.08	0.18	T40 330	11/14/00	11/15/00	11/16/00	BC
9774	1.30	*	1.40	1.02	1.47	0.84	0.15	0.31	T40 331	11/14/00	11/15/00	11/16/00	BC
9773	*	5.85	0.23	0.14	0.09	0.12	<0.03	<0.03	T40 334	11/14/00	11/15/00	11/16/00	BC
9766	*	2.61	0.08	0.05	0.03	<0.03	<0.03	<0.03	T40 333	11/14/00	11/15/00	11/16/00	BC

DETECTION LIMITS	0.02	0.04	0.01	0.01	0.03	0.03	0.03	0.03
------------------	------	------	------	------	------	------	------	------

* METHANE RESULT TAKEN FROM ALTERNATE DETECTOR

ANALYST *PC*REVIEW *ad*

CDM114-204033

***** QUALITY CONTROL *****

----- CAMP DRESSER & MCKEE -----
----- LOCATION: (PLAYA VISTA) - LOS ANGELES, CA -----

CONTINUING CALIBRATION STANDARDS 11/16/00

HE IN LOOP 11/16/00

COMPOUND	FILE ID	TRUE CONC.	MEASURED	% DIFF.	COMPOUND	FILE ID	DET. LIMIT	MEASURED
METHANE (TCD)	T40 307	2.25	2.13	5.33	METHANE (TCD)	T40 310	0.02 %V	ND
METHANE (FID)	T40 308	30.00	31.72	5.73	METHANE (FID)	T40 310	0.04 PPMV	ND
ETHANE	T40 308	10.00	10.03	0.30	ETHANE	T40 310	0.01 PPMV	ND
ETHYLENE	T40 308	10.00	10.01	0.10	ETHYLENE	T40 310	0.01 PPMV	ND
PROPANE	T40 308	10.00	10.07	0.70	PROPANE	T40 310	0.03 PPMV	ND
PROPYLENE	T40 308	10.00	10.04	0.40	PROPYLENE	T40 310	0.03 PPMV	ND
ISO-BUTANE	T40 308	10.00	9.96	0.40	ISO-BUTANE	T40 310	0.03 PPMV	ND
N-BUTANE	T40 308	10.00	9.31	6.90	N-BUTANE	T40 310	0.03 PPMV	ND

ANALYST INITIALS *Be*REVIEW *ml*

MICROSEEPS, Inc.

220 William Pitt Way, Pittsburgh, PA 15238

Phone: (412) 826-5245 Fax: (412) 826-3433

Company Name:

Address:

Proj. Manager:

Proj. Location:

Proj. Number:

Phone #:

Fax #:

Sampler's signature:

Analysis Options

<input checked="" type="checkbox"/> A	C1 - C4	<input checked="" type="checkbox"/> G	Chlorinated HC
<input checked="" type="checkbox"/> B	Hydrogen & Helium	<input checked="" type="checkbox"/> H	BTEX
<input checked="" type="checkbox"/> C	Permanent Gases (CH ₄ , CO, CO ₂ , N ₂ , O ₂)	<input checked="" type="checkbox"/> J	BTEX & C5 - C10
<input checked="" type="checkbox"/> D	Mercury (Soil) or (Air **)	<input checked="" type="checkbox"/> K	TPH (C5 - C10) or (C4 - C12)
<input checked="" type="checkbox"/> E	TO-14 by GC/MS (Ambient) or (Source **)	<input checked="" type="checkbox"/> L	C11 - C18
<input checked="" type="checkbox"/> F	601 & 602 Compounds	<input checked="" type="checkbox"/> Other	Specify below.

* An additional 22 ml vial of sample is required when requested in combination with another analysis.

** Available upon request.

Collection Date	Time	Number of Containers	*Summa # if Can. used	Sample ID Type	Sample Identification	Requested Analyses (Other)	Remarks
11-14	12:25	2			9779	A H	
11-14	12:30				9783		
11-14	12:40				9789		
11-14	12:55				9782		
11-14	13:05				9781		
11-14	13:10				9780		
11-14	13:20				9774		
11-14	13:35				9773		
11-14	13:45				9766		
11-14	13:55						
11-14	14:05						
11-14	14:15						
11-14	14:25						
11-14	14:35						
11-14	14:45						
11-14	14:55						
11-14	15:05						
11-14	15:15						
11-14	15:25						
11-14	15:35						
11-14	15:45						
11-14	15:55						
11-14	16:05						
11-14	16:15						
11-14	16:25						
11-14	16:35						
11-14	16:45						
11-14	16:55						
11-14	17:05						
11-14	17:15						
11-14	17:25						
11-14	17:35						
11-14	17:45						
11-14	17:55						
11-14	18:05						
11-14	18:15						
11-14	18:25						
11-14	18:35						
11-14	18:45						
11-14	18:55						
11-14	19:05						
11-14	19:15						
11-14	19:25						
11-14	19:35						
11-14	19:45						
11-14	19:55						
11-14	20:05						
11-14	20:15						
11-14	20:25						
11-14	20:35						
11-14	20:45						
11-14	20:55						
11-14	21:05						
11-14	21:15						
11-14	21:25						
11-14	21:35						
11-14	21:45						
11-14	21:55						
11-14	22:05						
11-14	22:15						
11-14	22:25						
11-14	22:35						
11-14	22:45						
11-14	22:55						
11-14	23:05						
11-14	23:15						
11-14	23:25						
11-14	23:35						
11-14	23:45						
11-14	23:55						
11-14	00:05						
11-14	00:15						
11-14	00:25						
11-14	00:35						
11-14	00:45						
11-14	00:55						
11-14	01:05						
11-14	01:15						
11-14	01:25						
11-14	01:35						
11-14	01:45						
11-14	01:55						
11-14	02:05						
11-14	02:15						
11-14	02:25						
11-14	02:35						
11-14	02:45						
11-14	02:55						
11-14	03:05						
11-14	03:15						
11-14	03:25						
11-14	03:35						
11-14	03:45						
11-14	03:55						
11-14	04:05						
11-14	04:15						
11-14	04:25						
11-14	04:35						
11-14	04:45						
11-14	04:55						
11-14	05:05						
11-14	05:15						
11-14	05:25						
11-14	05:35						
11-14	05:45						
11-14	05:55						
11-14	06:05						
11-14	06:15						
11-14	06:25						
11-14	06:35						
11-14	06:45						
11-14	06:55						
11-14	07:05						
11-14	07:15						
11-14	07:25						
11-14	07:35						
11-14	07:45						
11-14	07:55						
11-14	08:05						
11-14	08:15						
11-14	08:25						
11-14	08:35						
11-14	08:45						
11-14	08:55						
11-14	09:05						
11-14	09:15						
11-14	09:25						
11-14	09:35						
11-14	09:45						
11-14	09:55						
11-14	10:05						
11-14	10:15						
11-14	10:25						
11-14	10:35						
11-14	10:45						
11-14	10:55						
11-14	11:05						
11-14	11:15						
11-14	11:25						
11-14	11:35						
11-14	11:45						
11-14	11:55						
11-14	12:05						
11-14	12:15						
11-14	12:25						
11-14	12:35						
11-14	12:45						
11-14	12:55						
11-14	13:05						
11-14	13:15						
11-14	13:25						
11-14	13:35						
11-14	13:45						
11-14	13:55						
11-14	14:05						
11-14	14:15						
11-14	14:25						
11-14	14:35						
11-14	14:45						
11-14	14:55						
11-14	15:05						
11-14	15:15						
11-14	15:25						
11-14	15:35						
11-14	15:45						
11-14	15:55						
11-14	16:05						
11-14	16:15						
11-14	16:25						
11-14	16:35						
11-14	16:45						
11-14	16:55						
11-14	17:05						
11-14	17:15						
11-14	17:25						
11-14	17:35						
11-14	17:45						
11-14	17:55						
11-14	18:05						
11-14	18:15						
11-14	18:25						
11-14	18:35						
11-14	18:45						
11-14	18:55						
11-14	19:05						
11-14	19:15						
11-14	19:25						
11-14	19:35						
11-14	19:45						
11-14	19:55						
11-14	20:05						
11-14	20:15						
11-14	20:25						
11-14	20:35						
11-14	20:45						
11-14	20:55						
11-14	21:05						
11-14	21:15						
11-14	21:25						
11-14	21:35						
11-14	21:45						
11-14	21:55						
11-14	22:05						
11-14	22:15						
11-14	22:25						
11-14	22:35						
11-14	22:45						
11-14	22:55						
11-14	23:05						
11-14	23:15						
11-14	23:25						
11-14	23:35						
11-14	23:45						
11-14	23:55						
11-14	00:05						
11-14	00:15						
11-14	00:25						
11-14	00:35						
11-14	00:45						
11-14	00:55						
11-14	01:05						
11-14	01:15						
11-14	01:25						
11-14	01:35						

CHAIN-OF-CUSTODY RECORD

220 William Pitt Way, Pittsburgh, PA 15238

Phone: (412) 826-5245 Fax: (412) 826-3433

Company Name:

DLA VSTA

Address:

1255 W Jeffers Dr

Proj. Manager:

LEATH. 58 EN

Proj. Location:

14-00000

Proj. Number:

Fax #:

Sampler's signature

Note: Enter proper letters in Requested Analyses columns below.

Note: If analysis D.R. or K is selected, scratch (option) NOT wanted.

Analysis Options

C1-C4

* B Hydrogen & Helium

* C	Permanent Gases (CH ₄ CO ₂ N ₂ O ₂)	J	BTEX & C5 - C10
-----	--	---	-----------------

[illegible]

F	T0-14 hr GC/MS	(Ambient) or (Source ??)	1	C11 - C18
---	----------------	------------------------------	---	-----------

601 & 602 Compounds	Other	Specify below.

* An additional 22 ml vial of sample is required when requested in combination with another analysis.

Available upon request.

Collection		Number of Containers	"Summa" # if Can. used	Sample ID/Type	Sample Identification	Requested Analyses	(Other)	Remarks
Date	Time							
11-14	4:35/40	2			9797	A H		
	4:57/10				9791			
	10:58/10				9790			
	10:57/10				9792			
	12:07/05				9796			
	1:58/05				9795			
	11:05/10				9793			
	11:25/20				9788			
	11:31/10				9785			
	11:57/15				9778			
	11:57/10				9784			
	12:15/12				9775			
<div>Result to :</div> <div>Invoice to :</div>								

Relinquished by :	Company :	Date :	Time :	Received by :	Company :	Date :	Time :
<i>[Signature]</i>	QTI	11/14	4:30P	<i>Paul Hoffman</i>	CDM	11/14/00	16:30
<i>Paul Hoffman</i>	CDM	11/14/00	17:00	<i>[Signature]</i>		11/15/00	12:00
<i>[Signature]</i>				<i>[Signature]</i>			

WHITE COPY : Laboratory to return.

YELLOW COPY : Laboratory

PINK COPY : Submitter

15

MICROSEEPS

University of Pittsburgh Applied Research Center
220 William Pitt Way, Pittsburgh, PA 15238
(412) 826-5245_{ph} (412) 826-3433_{fax}
<http://www.microseeps.com>

November 28, 2000


Ms. Michele Zych
Camp Dresser & McKee
18881 Von Karman
Suite 650
Irvine, CA 92612

Dear Ms. Zych:

Attached is the final data listing for the sample(s) we received on November 16, 2000, your project: PLAYA VISTA.

Please give me a call if you have questions or I can be of further assistance. Thank you for using Microseeps.

Sincerely,



Rebecca J. Hans

RJH/lsp

Attachment: CDM115-204042

CDM1115-204042

----- Camp Dresser & McKee -----

----- Location: Playavista -----

----- Concentrations in PPMV -----

Sample ID	Benzene	Toluene	Ethyl Benzene	M/P Xylene	Ortho Xylene	Lab ID	Date Sampled	Date Received	Date Analyzed	Analyst
9769	< 0.07	< 0.07	< 0.07	< 0.07	< 0.07	W101A82	11/15/00	11/16/00	11/17/00	JLL
9767	< 0.07	< 0.07	< 0.07	< 0.07	< 0.07	W101A83	11/15/00	11/16/00	11/17/00	JLL
9762	< 0.07	< 0.07	< 0.07	< 0.07	< 0.07	W101A84	11/15/00	11/16/00	11/17/00	JLL
9748	< 0.07	< 0.07	< 0.07	< 0.07	< 0.07	W101A85	11/15/00	11/16/00	11/17/00	JLL
9747	< 0.07	< 0.07	< 0.07	< 0.07	< 0.07	W101A86	11/15/00	11/16/00	11/17/00	JLL
9754	< 0.07	< 0.07	< 0.07	< 0.07	< 0.07	W101A87	11/15/00	11/16/00	11/17/00	JLL
9753	< 0.07	< 0.07	< 0.07	< 0.07	< 0.07	W101A88	11/15/00	11/16/00	11/17/00	JLL
9761	< 0.07	< 0.07	< 0.07	< 0.07	< 0.07	W101A89	11/15/00	11/16/00	11/17/00	JLL
9760	< 0.07	< 0.07	< 0.07	< 0.07	< 0.07	W101A90	11/15/00	11/16/00	11/17/00	JLL
9746	< 0.07	< 0.07	< 0.07	< 0.07	< 0.07	W101A91	11/15/00	11/16/00	11/17/00	JLL
9742	< 0.07	< 0.07	< 0.07	< 0.07	< 0.07	W101A92	11/15/00	11/16/00	11/17/00	JLL
9770	< 0.07	< 0.07	< 0.07	< 0.07	< 0.07	W101A93	11/15/00	11/16/00	11/17/00	JLL
9759	< 0.07	< 0.07	< 0.07	< 0.07	< 0.07	W101A94	11/15/00	11/16/00	11/17/00	JLL
9745	< 0.07	< 0.07	< 0.07	< 0.07	< 0.07	W101A95	11/15/00	11/16/00	11/17/00	JLL
9743	< 0.07	< 0.07	< 0.07	< 0.07	< 0.07	W101A96	11/15/00	11/16/00	11/17/00	JLL
9771	< 0.07	< 0.07	< 0.07	< 0.07	< 0.07	W101A97	11/15/00	11/16/00	11/17/00	JLL
9758	< 0.07	< 0.07	< 0.07	< 0.07	< 0.07	W101A98	11/15/00	11/16/00	11/17/00	JLL
9772	< 0.07	< 0.07	< 0.07	< 0.07	< 0.07	W101A99	11/15/00	11/16/00	11/17/00	JLL
9757	< 0.07	< 0.07	< 0.07	< 0.07	< 0.07	W101A100	11/15/00	11/16/00	11/17/00	JLL
9755	< 0.07	< 0.07	< 0.07	< 0.07	< 0.07	W101A101	11/15/00	11/16/00	11/17/00	JLL
9744	< 0.07	< 0.07	< 0.07	< 0.07	< 0.07	W101A102	11/15/00	11/16/00	11/17/00	JLL
9756	< 0.07	< 0.07	< 0.07	< 0.07	< 0.07	W101A103	11/15/00	11/16/00	11/17/00	JLL
9738	< 0.07	< 0.07	< 0.07	< 0.07	< 0.07	W101A104	11/15/00	11/16/00	11/17/00	JLL
9739	< 0.07	< 0.07	< 0.07	< 0.07	< 0.07	W101A105	11/15/00	11/16/00	11/17/00	JLL
9750	< 0.07	< 0.07	< 0.07	< 0.07	< 0.07	W101A106	11/15/00	11/16/00	11/17/00	JLL
9764	< 0.07	< 0.07	< 0.07	< 0.07	< 0.07	W101A107	11/15/00	11/16/00	11/17/00	JLL

11/20/00

Analyst JLL

Reviewed *ML*

CDM115-204042

***** Quality Control *****

----- Camp Dresser & McKee -----

----- Location: Playavista -----

----- Concentrations in PPMV -----

Continuing Calibration Standards 11/17/00

N2 in vial 11/17/00

Compound	Lab ID	True Conc.	Measured	% Diff	Compound	Lab ID	Report. Limit (ppmv)	Measured
Benzene	W101A80	1.25	1.10	12.00	Benzene	W101A81	0.07	ND
Toluene	W101A80	1.06	0.95	10.38	Toluene	W101A81	0.07	ND
Ethyl Benzene	W101A80	0.92	0.84	8.70	Ethyl Benzene	W101A81	0.07	ND
M/P Xylene	W101A80	1.84	1.68	8.70	M/P Xylene	W101A81	0.07	ND
Ortho Xylene	W101A80	0.92	0.84	8.70	Ortho Xylene	W101A81	0.07	ND

Analyst JLLReviewed mlb.

CDM115-204042

----- CAMP DRESSER & MCKEE -----
 ----- LOCATION: (PLAYA VISTA) - LOS ANGELES, CA -----

Sample Names	Methane (%V)	Methane (PPMV)	Ethane (PPMV)	Ethylene (PPMV)	Propane (PPMV)	Propylene (PPMV)	Iso-Butane (PPMV)	N-Butane (PPMV)	Lab ID	Date Sampled	Date Received	Date Analyzed	Analyst
9769	*	4.81	0.32	0.21	0.12	0.16	<0.03	<0.03	T40 335	11/15/00	11/16/00	11/16/00	BC
9767	*	72.9	0.70	0.34	0.30	0.27	0.04	0.07	T40 341	11/15/00	11/16/00	11/17/00	BC
9762	*	37.7	0.82	0.31	0.41	0.23	0.06	0.11	T40 342	11/15/00	11/16/00	11/17/00	BC
9748	0.74	*	0.26	0.19	0.18	0.12	<0.03	<0.03	T40 343	11/15/00	11/16/00	11/17/00	BC
9747	*	5.08	0.03	0.03	<0.03	<0.03	<0.03	<0.03	T40 344	11/15/00	11/16/00	11/17/00	BC
9754	*	21.6	0.46	0.32	0.16	0.25	<0.03	<0.03	T40 345	11/15/00	11/16/00	11/17/00	BC
9753	*	129	0.08	0.10	0.04	0.05	<0.03	<0.03	T40 346	11/15/00	11/16/00	11/17/00	BC
9761	*	18.4	0.04	0.03	<0.03	<0.03	<0.03	<0.03	T40 347	11/15/00	11/16/00	11/17/00	BC
9760	*	3.67	0.19	0.08	0.08	0.06	<0.03	<0.03	T40 348	11/15/00	11/16/00	11/17/00	BC
9746	*	3.64	0.11	0.08	0.04	0.03	<0.03	<0.03	T40 349	11/15/00	11/16/00	11/17/00	BC
9742	*	2.15	0.03	<0.01	<0.03	<0.03	<0.03	<0.03	T40 350	11/15/00	11/16/00	11/17/00	BC
9770	*	9.40	0.72	0.49	0.30	0.32	0.05	0.08	T40 351	11/15/00	11/16/00	11/17/00	BC
9759	*	11.5	0.89	0.60	0.36	0.45	0.03	0.07	T40 352	11/15/00	11/16/00	11/17/00	BC
9745	*	3.40	0.32	0.25	0.11	0.19	<0.03	<0.03	T40 353	11/15/00	11/16/00	11/17/00	BC
9743	0.51	*	1.73	0.21	0.86	0.14	0.07	0.12	T40 354	11/15/00	11/16/00	11/17/00	BC
9771	*	59.6	0.68	0.31	0.30	0.21	0.05	0.08	T40 355	11/15/00	11/16/00	11/17/00	BC
9758	*	9.32	0.18	0.13	0.07	0.10	<0.03	<0.03	T40 356	11/15/00	11/16/00	11/17/00	BC
9772	0.19	*	0.73	0.18	0.50	0.12	0.13	0.16	T40 357	11/15/00	11/16/00	11/17/00	BC
9757	*	7.73	0.40	0.16	0.16	0.10	<0.03	<0.03	T40 358	11/15/00	11/16/00	11/17/00	BC
9755	*	8.82	0.52	0.32	0.22	0.24	<0.03	0.04	T40 359	11/15/00	11/16/00	11/17/00	BC
9744	*	242	0.71	0.25	0.33	0.19	<0.03	0.05	T40 360	11/15/00	11/16/00	11/17/00	BC
9756	*	75.80	0.38	0.20	0.16	0.14	<0.03	<0.03	T40 361	11/15/00	11/16/00	11/17/00	BC
9738	*	4.32	0.63	0.88	0.27	0.56	<0.03	0.04	T40 362	11/15/00	11/16/00	11/17/00	BC
9739	0.90	*	0.93	0.44	0.57	0.54	0.04	0.12	T40 363	11/15/00	11/16/00	11/17/00	BC
9764	*	3.51	0.14	0.10	0.07	0.06	<0.03	<0.03	T40 364	11/15/00	11/16/00	11/17/00	BC
9750	*	2.91	0.21	0.29	0.10	0.24	<0.03	<0.03	T40 365	11/15/00	11/16/00	11/17/00	BC
DETECTION LIMITS													
0.02													0.03

* METHANE RESULT TAKEN FROM ALTERNATE DETECTOR

ANALYST *gc*REVIEW *ml*

CDM115-204042

***** QUALITY CONTROL *****

----- CAMP DRESSER & MCKEE -----

----- LOCATION: (PLAYA VISTA) - LOS ANGELES, CA -----

CONTINUING CALIBRATION STANDARDS 11/16/00

HE IN LOOP 11/16/00

COMPOUND	FILE ID	TRUE CONC.	MEASURED	% DIFF.
METHANE (FID)	T40 308	30.00	31.72	5.73
ETHANE	T40 308	10.00	10.03	0.30
ETHYLENE	T40 308	10.00	10.01	0.10
PROPANE	T40 308	10.00	10.07	0.70
PROPYLENE	T40 308	10.00	10.04	0.40
ISO-BUTANE	T40 308	10.00	9.96	0.40
N-BUTANE	T40 308	10.00	9.31	6.90

COMPOUND	FILE ID	DET. LIMIT	MEASURED
METHANE (FID)	T40 310	0.04 PPMV	ND
ETHANE	T40 310	0.01 PPMV	ND
ETHYLENE	T40 310	0.01 PPMV	ND
PROPANE	T40 310	0.03 PPMV	ND
PROPYLENE	T40 310	0.03 PPMV	ND
ISO-BUTANE	T40 310	0.03 PPMV	ND
N-BUTANE	T40 310	0.03 PPMV	ND

ANALYST INITIALS PCREVIEW mb

CDM115-204042

***** QUALITY CONTROL *****
----- CAMP DRESSER & MCKEE -----
----- LOCATION: (PLAYA VISTA) - LOS ANGELES, CA -----

CONTINUING CALIBRATION STANDARDS 11/17/00

HE IN LOOP 11/17/00

COMPOUND	FILE ID	TRUE CONC.	MEASURED	% DIFF.
METHANE (TCD)	T40 337	2.25	2.07	8.00
METHANE (FID)	T40 338	30.00	29.76	0.80
ETHANE	T40 338	10.00	9.45	5.50
ETHYLENE	T40 338	10.00	9.41	5.90
PROPANE	T40 338	10.00	9.25	7.50
PROPYLENE	T40 338	10.00	9.51	4.90
ISO-BUTANE	T40 338	10.00	9.27	7.30
N-BUTANE	T40 338	10.00	8.82	11.8

COMPOUND	FILE ID	DET. LIMIT	MEASURED
METHANE (TCD)	T40 340	0.02 %V	ND
METHANE (FID)	T40 340	0.04 PPMV	ND
ETHANE	T40 340	0.01 PPMV	ND
ETHYLENE	T40 340	0.01 PPMV	ND
PROPANE	T40 340	0.03 PPMV	ND
PROPYLENE	T40 340	0.03 PPMV	ND
ISO-BUTANE	T40 340	0.03 PPMV	ND
N-BUTANE	T40 340	0.03 PPMV	ND

ANALYST INITIALS BCREVIEW mk

204042-CDM11s

CHAIN-OF-CUSTODY RECORD

Note: Enter proper letters in Requested Analyses columns below.

Note: If analysis D, E, or K is selected, scratch (option) NOT wanted.

PLAZA VISTA
12555 W Jefferson

255 W Jefferson

LF 1A 9000

575000

_____ Fax # : _____

Fax #:

Signature: _____



* An additional 22 ml vial of sample is required when requested in combination with another analysis.

Available upon request.

Collection		Number of Containers	"Summa" # if Can. used	Sample Type	Sample Identification	Requested Analyses	(Other)	Remarks
Date	Time							
1-15	7:35	2		XIC GC	9750	A H		
1-15	7:35	2		V	976Y	A W		

Results to :

Invoice to :

Relinquished by : 	Company : <i>STJ/SJS</i>	Date : <i>11-15</i>	Time : <i>4:30P</i>	Received by : <i>[Signature]</i>	Company : <i>CDM</i>	Date : <i>11-15</i>	Time : <i>4:25P</i>
Relinquished by :	Company :	Date :	Time :	Received by : <i>[Signature]</i>	Company : <i>Microsys</i>	Date : <i>11-16-00</i>	Time : <i>1000</i>
Relinquished by : 	Company : <i>CDM</i>	Date : <i>11-15</i>	Time : <i>5:00</i>	Received by : <i>Fed Ex</i>	Company :	Date :	Time :

WHITE COPY : Laboratory to return.

YELLOW COPY : Laboratory

PINK COPY : Submitter

MICROSEEPS, Inc.

220 William Pitt Way, Pittsburgh, PA 15238

Phone: (412) 826-5245 Fax: (412) 826-3433

Company Name:

PLATA VISTA

Address:

12555 W Jefferson

Proj. Manager:

Proj. Location:


Proj. Number:

Phone #:

Fax #:

LA CA 90066

Sampler's signature:



Note: Enter proper letters in Requested Analyses columns below.

Note: If analysis D, E, or K is selected, scratch (option) NOT wanted.

Analysis Options	A	B	C	D	E	F	G	H	I	J	K	L	Other
C1 - C4													
Hydrogen & Helium													
Permanent Gases (CH ₄ , CO, CO ₂ , N ₂ , O ₂)													
Mercury (Soil) or (Air **)													
TO-14 by GC/MS (Ambient) or (Source **)													
601 & 602 Compounds													
Chlorinated HC													
BTEX													
BTEX & C5 - C10													
TPH (C5 - C10) or (C4 - C12)													
C11 - C18													
Specify below.													

* An additional 22 ml vial of sample is required when requested in combination with another analysis.

** Available upon request.

Collection Date	Time	Number of Containers	Summa # if Can. used	Sample Vials Type	Sample Identification	Requested Analyses (Other)	Remarks
11-15	11:00	2			9759	A H	
11-15	11:05				9745		
12-25					9743		
12-25					9771		
12-25					9758		
12-25					9772		
12-25					9757		
12-25					9755		
12-25					9744		
12-25					9756		
12-25					9738		
12-25					9739		

Result to:

Invoice to:

Relinquished by:

Company:

Date:

Time:

Relinquished by:

Company:

Date:

Time:

Relinquished by:

Company:

Date:

Time:

Received by:

Company:

Date:

Time:

Received by:

Company:

Date:

Time:

Received by:

Company:

Date:

Time:

WHITE COPY: Laboratory to return.

YELLOW COPY: Laboratory

PINK COPY: Submitter

204042-CDM115 20f3

CHAIN-OF-CUSTODY RECORD

MICROSEEPS, Inc.

220 William Pitt Way, Pittsburgh, PA 15238

Phone: (412) 826-5245 Fax: (412) 826-3433

Company Name: RAYA VISTA
 Address: 12555 W. LEBERSON
 Proj. Manager: LA CA 90066
 Proj. Location:
 Proj. Number:
 Phone #: Fax #:

Sampler's signature: [Signature]

Analysis Options

Note: Enter proper letters in Requested Analyses columns below.

Note: If analysis D, E, or K is selected, scratch (option) NOT wanted.

* A C1 - C4	G Chlorinated HC
* B Hydrogen & Helium	H BTEX
* C Permanent Gases (CH ₄ , CO, CO ₂ , N ₂ , O ₂)	J BTEX & C5 - C10
D Mercury (Soil) or (Air **)	K TPH (C5 - C10) or (C4 - C12)
E TO-14 by GC/MS (Ambient) or (Source **)	L C11 - C18
F 601 & 602 Compounds	Other Specify below.

* An additional 22 ml vial of sample is required when requested in combination with another analysis.

** Available upon request.

Collection		Number of Containers	"Summa" / If Can. used	Sample Size Type	Sample Identification	Requested Analyses		Remarks
Date	Time					A	H	
11/75	8:30	2			9769			
	8:35				9767			
	8:40				9762			
	9:05				9748			
	9:25				9747			
	9:35				9754			
	9:45				9753			
	9:55				9761			
	10:00				9760			
	10:05				9746			
	10:15				9742			
	10:25				9770			

Results to: Invoice to:

Relinquished by: <u>[Signature]</u>	Company: <u>STI/SOS</u>	Date: <u>11/15</u>	Time: <u>4:20P</u>	Received by: <u>[Signature]</u>	Company: <u>CDM</u>	Date: <u>11/15/00</u>	Time: <u>4:25</u>
Relinquished by: <u>[Signature]</u>	Company: <u></u>	Date: <u></u>	Time: <u></u>	Received by: <u>[Signature]</u>	Company: <u>Mowseiga</u>	Date: <u>11-16-00</u>	Time: <u>1000</u>
Relinquished by: <u>[Signature]</u>	Company: <u>CDM</u>	Date: <u>11/15/00</u>	Time: <u>500</u>	Received by: <u>FedEx</u>	Company: <u></u>	Date: <u></u>	Time: <u></u>

WHITE COPY : Laboratory to return.

YELLOW COPY : Laboratory

PINK COPY : Submitter

204042-CDM115 of 3

CHAIN-OF-CUSTODY RECORD



University of Pittsburgh Applied Research Center
220 William Pitt Way, Pittsburgh, PA 15238
(412) 826-5245 ph (412) 826-3433 fax
<http://www.microseeps.com>

November 28, 2000

Ms. Michele Zych
Camp Dresser & McKee
18881 Von Karman
Suite 650
Irvine, CA 92612

Dear Ms. Zych:

Attached is the final data listing for the sample(s) we received on November 16, 2000, your project: PLAYA VISTA.

Please give me a call if you have questions or I can be of further assistance. Thank you for using Microseeps.

Sincerely,

A handwritten signature in black ink that reads "Rebecca J. Hans". The signature is written in a cursive style with a large, stylized "R" and "H".

Rebecca J. Hans

RJH/lsp

Attachment: CDM115-204042

CDM115-204042

----- Camp Dresser & McKee -----

----- Location: Playavista -----

----- Concentrations in PPMV -----

Sample ID	Benzene	Toluene	Ethyl Benzene	MP Xylene	Ortho Xylene	Lab ID	Date Sampled	Date Received	Date Analyzed	Analyst
9769	< 0.07	< 0.07	< 0.07	< 0.07	< 0.07	W101A82	11/15/00	11/16/00	11/17/00	JLL
9767	< 0.07	< 0.07	< 0.07	< 0.07	< 0.07	W101A83	11/15/00	11/16/00	11/17/00	JLL
9762	< 0.07	< 0.07	< 0.07	< 0.07	< 0.07	W101A84	11/15/00	11/16/00	11/17/00	JLL
9748	< 0.07	< 0.07	< 0.07	< 0.07	< 0.07	W101A85	11/15/00	11/16/00	11/17/00	JLL
9747	< 0.07	< 0.07	< 0.07	< 0.07	< 0.07	W101A86	11/15/00	11/16/00	11/17/00	JLL
9754	< 0.07	< 0.07	< 0.07	< 0.07	< 0.07	W101A87	11/15/00	11/16/00	11/17/00	JLL
9753	< 0.07	< 0.07	< 0.07	< 0.07	< 0.07	W101A88	11/15/00	11/16/00	11/17/00	JLL
9761	< 0.07	< 0.07	< 0.07	< 0.07	< 0.07	W101A89	11/15/00	11/16/00	11/17/00	JLL
9760	< 0.07	< 0.07	< 0.07	< 0.07	< 0.07	W101A90	11/15/00	11/16/00	11/17/00	JLL
9746	< 0.07	< 0.07	< 0.07	< 0.07	< 0.07	W101A91	11/15/00	11/16/00	11/17/00	JLL
9742	< 0.07	< 0.07	< 0.07	< 0.07	< 0.07	W101A92	11/15/00	11/16/00	11/17/00	JLL
9770	< 0.07	< 0.07	< 0.07	< 0.07	< 0.07	W101A93	11/15/00	11/16/00	11/17/00	JLL
9759	< 0.07	< 0.07	< 0.07	< 0.07	< 0.07	W101A94	11/15/00	11/16/00	11/17/00	JLL
9745	< 0.07	< 0.07	< 0.07	< 0.07	< 0.07	W101A95	11/15/00	11/16/00	11/17/00	JLL
9743	< 0.07	< 0.07	< 0.07	< 0.07	< 0.07	W101A96	11/15/00	11/16/00	11/17/00	JLL
9771	< 0.07	< 0.07	< 0.07	< 0.07	< 0.07	W101A97	11/15/00	11/16/00	11/17/00	JLL
9758	< 0.07	< 0.07	< 0.07	< 0.07	< 0.07	W101A98	11/15/00	11/16/00	11/17/00	JLL
9772	< 0.07	< 0.07	< 0.07	< 0.07	< 0.07	W101A99	11/15/00	11/16/00	11/17/00	JLL
9757	< 0.07	< 0.07	< 0.07	< 0.07	< 0.07	W101A100	11/15/00	11/16/00	11/17/00	JLL
9755	< 0.07	< 0.07	< 0.07	< 0.07	< 0.07	W101A101	11/15/00	11/16/00	11/17/00	JLL
9744	< 0.07	< 0.07	< 0.07	< 0.07	< 0.07	W101A102	11/15/00	11/16/00	11/17/00	JLL
9756	< 0.07	< 0.07	< 0.07	< 0.07	< 0.07	W101A103	11/15/00	11/16/00	11/17/00	JLL
9738	< 0.07	< 0.07	< 0.07	< 0.07	< 0.07	W101A104	11/15/00	11/16/00	11/17/00	JLL
9739	< 0.07	< 0.07	< 0.07	< 0.07	< 0.07	W101A105	11/15/00	11/16/00	11/17/00	JLL
9750	< 0.07	< 0.07	< 0.07	< 0.07	< 0.07	W101A106	11/15/00	11/16/00	11/17/00	JLL
9764	< 0.07	< 0.07	< 0.07	< 0.07	< 0.07	W101A107	11/15/00	11/16/00	11/17/00	JLL

11/20/00

Analyst JLL

Reviewed *MA*

CDM115-204042

***** Quality Control *****

----- Camp Dresser & McKee -----

----- Location: Playavista -----

----- Concentrations in PPMV -----

Continuing Calibration Standards 11/17/00

N2 in vial 11/17/00

Compound	Lab ID	True Conc.	Measured	% Diff.	Compound	Lab ID	Report. Limit (ppmv)	Measured
Benzene	W101A80	1.25	1.10	12.00	Benzene	W101A81	0.07	ND
Toluene	W101A80	1.06	0.95	10.38	Toluene	W101A81	0.07	ND
Ethyl Benzene	W101A80	0.92	0.84	8.70	Ethyl Benzene	W101A81	0.07	ND
M/P Xylene	W101A80	1.84	1.68	8.70	M/P Xylene	W101A81	0.07	ND
Ortho Xylene	W101A80	0.92	0.84	8.70	Ortho Xylene	W101A81	0.07	ND

Analyst ILLReviewed mtb.

CJM115-204042

--- CAMP DRESSER & MCKEE ---
 --- LOCATION: (PLAYA VISTA) - LOS ANGELES, CA ---

Sample Names	Methane (%V)	Methane (PPMV)	Ethane (PPMV)	Ethylene (PPMV)	Propane (PPMV)	Propylene (PPMV)	Iso-Butane (PPMV)	N-Butane (PPMV)	Lab ID	Date Sampled	Date Received	Date Analyzed	Analyst
9769	*	4.81	0.32	0.21	0.12	0.16	<0.03	<0.03	T40 335	11/15/00	11/16/00	11/16/00	BC
9767	*	72.9	0.70	0.34	0.30	0.27	0.04	0.07	T40 341	11/15/00	11/16/00	11/17/00	BC
9762	*	37.7	0.82	0.31	0.41	0.23	0.06	0.11	T40 342	11/15/00	11/16/00	11/17/00	BC
9748	0.74	*	0.26	0.19	0.18	0.12	<0.03	<0.03	T40 343	11/15/00	11/16/00	11/17/00	BC
9747	*	5.08	0.03	0.03	<0.03	<0.03	<0.03	<0.03	T40 344	11/15/00	11/16/00	11/17/00	BC
9754	*	21.6	0.46	0.32	0.16	0.25	<0.03	<0.03	T40 345	11/15/00	11/16/00	11/17/00	BC
9753	*	12.9	0.08	0.10	0.04	0.05	<0.03	<0.03	T40 346	11/15/00	11/16/00	11/17/00	BC
9761	*	18.4	0.04	0.03	<0.03	<0.03	<0.03	<0.03	T40 347	11/15/00	11/16/00	11/17/00	BC
9760	*	3.67	0.19	0.09	0.08	0.06	<0.03	<0.03	T40 348	11/15/00	11/16/00	11/17/00	BC
9746	*	3.64	0.11	0.08	0.04	0.03	<0.03	<0.03	T40 349	11/15/00	11/16/00	11/17/00	BC
9742	*	2.15	0.03	<0.01	<0.03	<0.03	<0.03	<0.03	T40 350	11/15/00	11/16/00	11/17/00	BC
9770	*	9.40	0.72	0.49	0.30	0.32	0.05	0.08	T40 351	11/15/00	11/16/00	11/17/00	BC
9759	*	11.5	0.89	0.60	0.35	0.45	0.03	0.07	T40 352	11/15/00	11/16/00	11/17/00	BC
9745	*	3.40	0.32	0.25	0.11	0.19	<0.03	<0.03	T40 353	11/15/00	11/16/00	11/17/00	BC
9743	0.51	*	1.73	0.21	0.86	0.14	0.07	0.12	T40 354	11/15/00	11/16/00	11/17/00	BC
9771	*	59.6	0.68	0.31	0.30	0.21	0.05	0.08	T40 355	11/15/00	11/16/00	11/17/00	BC
9758	*	9.32	0.18	0.13	0.07	0.10	<0.03	<0.03	T40 356	11/15/00	11/16/00	11/17/00	BC
9772	0.19	*	0.73	0.18	0.50	0.12	0.13	0.16	T40 357	11/15/00	11/16/00	11/17/00	BC
9757	*	7.73	0.40	0.16	0.16	0.10	<0.03	<0.03	T40 358	11/15/00	11/16/00	11/17/00	BC
9755	*	8.82	0.52	0.32	0.22	0.24	<0.03	0.04	T40 359	11/15/00	11/16/00	11/17/00	BC
9744	*	242	0.71	0.25	0.33	0.19	<0.03	0.05	T40 360	11/15/00	11/16/00	11/17/00	BC
9756	*	75.80	0.38	0.20	0.16	0.14	<0.03	<0.03	T40 361	11/15/00	11/16/00	11/17/00	BC
9738	*	4.32	0.63	0.88	0.27	0.68	<0.03	0.04	T40 362	11/15/00	11/16/00	11/17/00	BC
9739	0.90	*	0.93	0.44	0.57	0.54	<0.03	0.12	T40 363	11/15/00	11/16/00	11/17/00	BC
9764	*	3.51	0.14	0.10	0.07	0.06	<0.03	<0.03	T40 364	11/15/00	11/16/00	11/17/00	BC
9750	*	2.91	0.21	0.29	0.10	0.24	<0.03	<0.03	T40 365	11/15/00	11/16/00	11/17/00	BC
DETECTION LIMITS	0.02	0.04	0.01	0.01	0.03	0.03	0.03	0.03					

* METHANE RESULT TAKEN FROM ALTERNATE DETECTOR

ANALYST *HL*REVIEW *HL*

CDM115-204042

***** QUALITY CONTROL *****

----- CAMP DRESSER & MCKEE -----

----- LOCATION: (PLAYA VISTA) - LOS ANGELES, CA -----

CONTINUING CALIBRATION STANDARDS 11/16/00

HE IN LOOP 11/16/00

COMPOUND	FILE ID	TRUE CONC.	MEASURED	% DIFF.
METHANE (FID)	T40 308	30.00	31.72	5.73
ETHANE	T40 308	10.00	10.03	0.30
ETHYLENE	T40 308	10.00	10.01	0.10
PROPANE	T40 308	10.00	10.07	0.70
PROPYLENE	T40 308	10.00	10.04	0.40
ISO-BUTANE	T40 308	10.00	9.96	0.40
N-BUTANE	T40 308	10.00	9.31	6.90

COMPOUND	FILE ID	DET. LIMIT	MEASURED
METHANE (FID)	T40 310	0.04 PPMV	ND
ETHANE	T40 310	0.01 PPMV	ND
ETHYLENE	T40 310	0.01 PPMV	ND
PROPANE	T40 310	0.03 PPMV	ND
PROPYLENE	T40 310	0.03 PPMV	ND
ISO-BUTANE	T40 310	0.03 PPMV	ND
N-BUTANE	T40 310	0.03 PPMV	ND

ANALYST INITIALS PCREVIEW mb

CDM115-204042

***** QUALITY CONTROL *****

----- CAMP DRESSER & MCKEE -----

----- LOCATION: (PLAYA VISTA) - LOS ANGELES, CA -----

CONTINUING CALIBRATION STANDARDS 11/17/00

HE IN LOOP 11/17/00

COMPOUND	FILE ID	TRUE CONC.	MEASURED	% DIFF.	COMPOUND	FILE ID	DET. LIMIT	MEASURED
METHANE (TCD)	T40 337	2.25	2.07	8.00	METHANE (TCD)	T40 340	0.02 %V	ND
METHANE (FID)	T40 338	30.00	29.76	0.80	METHANE (FID)	T40 340	0.04 PPMV	ND
ETHANE	T40 338	10.00	9.45	5.50	ETHANE	T40 340	0.01 PPMV	ND
ETHYLENE	T40 338	10.00	9.41	5.90	ETHYLENE	T40 340	0.01 PPMV	ND
PROPANE	T40 338	10.00	9.25	7.50	PROPANE	T40 340	0.03 PPMV	ND
PROPYLENE	T40 338	10.00	9.51	4.90	PROPYLENE	T40 340	0.03 PPMV	ND
ISO-BUTANE	T40 338	10.00	9.27	7.30	ISO-BUTANE	T40 340	0.03 PPMV	ND
N-BUTANE	T40 338	10.00	8.82	11.8	N-BUTANE	T40 340	0.03 PPMV	ND

ANALYST INITIALS BCREVIEW ak

MICROSEEPS, Inc.

220 William Pitt Way, Pittsburgh, PA 15238

Phone: (412) 826-5245 Fax: (412) 826-3433

Company Name: RAYA VISTA
 Address: 12555 W. LEFFERS RD
 Proj. Manager: LA CA 90066
 Proj. Location:
 Proj. Number:
 Phone #: Fax #:

Sampler's signature: [Signature]

204042-07M110 of 3

CHAIN-OF-CUSTODY RECORD

Note: Enter proper letters in Requested Analysis columns below.
 Note: If analysis D, E, or K is selected, scratch (epilene) NOT wanted.

Analysis Options

A	C1-C4	Chlorinated HC
B	Hydrogen & Helium	BTEX
C	Permanent Gases (CH ₄ , CO, CO ₂ , N ₂ , O ₂)	BTEX & C5 - C10
D	Mercury (Soil) or (Air **)	TPH (C5 - C10) or (C4 - C12)
E	TO-14 by GC/MS (Ambient) or (Source **)	C11 - C18
F	601 & 602 Compounds	Specify below.

* An additional 22 ml vial of sample is required when requested in combination with another analysis.
 ** Available upon request.

Collection Date	Time	Number of Containers	*Summa # if Can. used	Sample SQLGib Type	Sample Identification	Requested Analysis (Other)	Remarks
11/75	07:20	2			9769	A H	
07/80					9767		
08/80					9762		
09/80					9748		
02/85					9747		
03/80					9754		
04/80					9753		
05/80					9761		
07/80					9760		
08/85					9746		
10/85					9742		
05/85					9770		

Results to: Invoice to:

Relinquished by:	Company:	Date:	Time:	Received by:	Company:	Date:	Time:
[Signature]	STI/SOS	11/15	4:20P	[Signature]	CDM	11/15/00	4:25
Relinquished by:	Company:	Date:	Time:	Received by:	Company:	Date:	Time:
[Signature]	CDM	11/15/00	5:00	[Signature]	Mewseiga	11-16-00	1000
Relinquished by:	Company:	Date:	Time:	Received by:	Company:	Date:	Time:
[Signature]	CDM	11/15/00	5:00	[Signature]	FedEx		

MICROSEEPS, Inc.

220 William Pitt Way, Pittsburgh, PA 15238

Phone: (412) 826-5245 Fax: (412) 826-3433

Company Name:

Address:

Proj. Manager:

Proj. Location:

Proj. Number:

Phone #:

PLATA VISTA

12555 W Jefferson

LACA 90066

Fax #:

Sampler's signature:

CHAIN-OF-CUSTODY RECORD

Note: Enter proper letters in Requested Analyses columns below.

Note: If analysis D, R, or X is selected, scratch (optional) NOT wanted.

Analysis Options	C1 - C4	Chlorinated HC
Hydrogen & Helium		BTEX
Permanent Gases (CH ₄ , CO, CO ₂ , N ₂ , O ₂)		BTEX & C5 - C10
Mercury (Soil) or (Air **)		TPH (C5 - C10) or (C4 - C12)
TO-14 by GC/MS (Ambient) or (Source **)		C11 - C18
601 & 602 Compounds		Specify below.

* An additional 22 ml vial of sample is required when requested in combination with another analysis.

** Available upon request.

Collection Date	Time	Number of Containers	"Summa" # If Can. used	Sample ID	Sample Identification	Requested Analyses		Remarks
						A	H	
11-15	10:45	2		9759				
11-15	11:15			9745				
11-15	12:45			9743				
11-15	13:45			9771				
11-15	14:30			9758				
11-15	15:12			9772				
11-15	16:40			9757				
11-15	17:00			9755				
11-15	17:40			9744				
11-15	18:10			9756				
11-15	18:40			9738				
11-15	19:15			9739				

Results to:

Invoice to:

Relinquished by:

Relinquished by:

Relinquished by:

Company:

Company:

Company:

Date:

Date:

Date:

Time:

Time:

Time:

Received by:

Received by:

Received by:

Company:

Company:

Company:

Date:

Date:

Date:

Time:

Time:

Time:

WHITE COPY : Laboratory to return.

YELLOW COPY : Laboratory

PINK COPY : Submitter

MICROSEEPS, Inc.

220 William Pitt Way, Pittsburgh, PA 15238

Phone: (412) 826-5245 Fax: (412) 826-3433

Company Name:

Address:

Proj. Manager:

Proj. Location:


Proj. Number:

Phone #:

Fax #:

PLAZA VISTA
12555 W JEFFERSON

LA CA 90060

Sampler's signature: 

Note: Enter proper letters in Requested Analytes columns below.

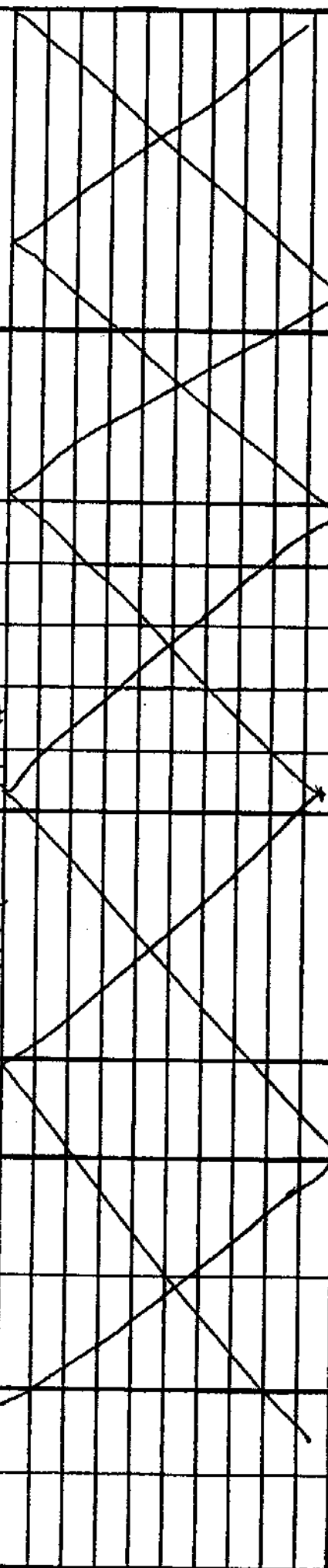
Note: If analysis D, E, or K is selected, scrub (optional) NOT wanted.

Analysis Options

A	G1 - C4		Chlorinated HC
B	Hydrogen & Helium		BTEX
C	Permanent Gases (CH ₄ , CO, CO ₂ , N ₂ , O ₂)		BTEX & C5 - C10
D	Mercury (Sol.) or (Air **)		TPH (C5 - C10) or (C4 - C12)
E	TO-14 by GC/MS (Ambient) or (Source **)		C11 - C18
F	601 & 602 Compounds		Specify below.







* An additional 22 ml vial of sample is required when requested in combination with another analysis.

** Available upon request.

Collection		Number of Containers	"Summa" # If Can. used	Sample Identification	Requested Analytes (Circle)	Remarks
Date	Time					
11-15	7:35	2		9750	A H	
11-15	8:35	2		9764	A H	

Results to:

Invoice to:

Relinquished by:	Company:	Date:	Time:	Relinquished by:	Company:	Date:	Time:
	STJ/SAS	11-15	4:20P		CDM	11-15	4:25
Relinquished by:	Company:	Date:	Time:	Relinquished by:	Company:	Date:	Time:
					Microseeps	11-16-00	1000
Relinquished by:	Company:	Date:	Time:	Relinquished by:	Company:	Date:	Time:
	CDM	11-15	5:00		Food Ex		

WHITE COPY : Laboratory to return.

YELLOW COPY : Laboratory

PINK COPY : Submitter

207042-CLM115

3015

CHAIN-OF-CUSTODY RECORD

Microseeps

CDM116-204054

----- CAMP DRESSER & MCKEE -----
 --- LOCATION: (PLAYA VISTA) - LOS ANGELES, CA ---

Sample Names	Methane (%V)	Methane (PPMV)	Ethane (PPMV)	Ethylene (PPMV)	Propane (PPMV)	Propylene (PPMV)	Iso-Butane (PPMV)	N-Butane (PPMV)	Lab ID	Date Sampled	Date Received	Date Analyzed	Analyst
9755	*	1.52	0.06	0.06	<0.03	<0.03	<0.03	<0.03	T40 371	11/16/00	11/17/00	11/20/00	BC
9775	*	4.49	0.21	0.15	0.12	<0.03	<0.03	<0.03	T40 372	11/16/00	11/17/00	11/20/00	BC
9777	*	3.35	0.16	0.21	0.08	0.14	<0.03	<0.03	T40 373	11/16/00	11/17/00	11/20/00	BC
9786	*	2.63	0.09	0.09	0.03	0.08	<0.03	<0.03	T40 374	11/16/00	11/17/00	11/20/00	BC
9787	*	2.88	0.12	0.13	0.04	0.06	<0.03	<0.03	T40 375	11/16/00	11/17/00	11/20/00	BC
9794	*	1.33	0.07	0.04	0.03	<0.03	<0.03	<0.03	T40 376	11/16/00	11/17/00	11/20/00	BC
9714	*	41.5	0.67	0.40	0.21	0.33	<0.03	0.15	T40 377	11/16/00	11/17/00	11/20/00	BC
9713	*	4.93	0.08	0.05	0.03	<0.03	<0.03	<0.03	T40 378	11/16/00	11/17/00	11/20/00	BC
9712	*	2.71	0.06	0.05	0.03	<0.03	<0.03	<0.03	T40 379	11/16/00	11/17/00	11/20/00	BC
9715	0.31	*	22.9	0.27	1.02	0.20	0.12	0.06	T40 380	11/16/00	11/17/00	11/20/00	BC
9716	*	194	1.71	0.08	0.05	<0.03	<0.03	<0.03	T40 381	11/16/00	11/17/00	11/20/00	BC
9717	*	15.0	0.12	0.12	0.05	0.08	<0.03	<0.03	T40 382	11/16/00	11/17/00	11/20/00	BC
9718	*	8.06	0.21	0.24	0.08	0.19	<0.03	<0.03	T40 383	11/16/00	11/17/00	11/20/00	BC
9719	*	251	2.53	0.11	0.04	0.06	<0.03	<0.03	T40 384	11/16/00	11/17/00	11/20/00	BC
9721	*	5.44	0.25	0.32	0.09	0.22	<0.03	<0.03	T40 385	11/16/00	11/17/00	11/20/00	BC
9727	0.09	*	1.14	0.73	0.51	0.73	0.06	0.12	T40 386	11/16/00	11/17/00	11/20/00	BC
9720	0.22	*	11.4	0.16	0.34	0.08	0.22	0.12	T40 387	11/16/00	11/17/00	11/20/00	BC
9722	0.52	*	26.9	0.41	0.22	0.27	0.08	0.21	T40 388	11/16/00	11/17/00	11/20/00	BC
9726	30.6	*	553	<0.01	1.33	<0.03	0.14	0.29	T40 389	11/16/00	11/17/00	11/20/00	BC
9723	0.09	*	7.56	0.13	0.09	0.08	<0.03	<0.03	T40 390	11/16/00	11/17/00	11/20/00	BC
9725	0.52	*	30.1	0.13	0.08	0.07	<0.03	<0.03	T40 391	11/16/00	11/17/00	11/20/00	BC
9729	*	594	0.52	0.13	0.15	0.05	<0.03	<0.03	T40 392	11/16/00	11/17/00	11/20/00	BC
9728	*	255	1.52	1.05	0.64	1.14	0.05	0.11	T40 393	11/16/00	11/17/00	11/20/00	BC
9724	23.2	*	2111	<0.01	3.53	<0.03	2.68	0.56	T40 394/402	11/16/00	11/17/00	11/20/00	BC
9701	0.98	*	145	0.30	0.39	0.24	0.23	<0.03	T40 395	11/16/00	11/17/00	11/20/00	BC
9733	0.43	*	20.3	0.09	0.10	<0.03	<0.03	<0.03	T40 396	11/16/00	11/17/00	11/20/00	BC
DETECTION LIMITS	0.02	0.04	0.01	0.01	0.03	0.03	0.03	0.03					

* METHANE RESULT TAKEN FROM ALTERNATE DETECTOR

ANALYST

REVIEW

CDM118-204054

***** QUALITY CONTROL *****
***** CAMP DRESSER & MCKEE *****
----- LOCATION: (PLAYA VISTA) - LOS ANGELES, CA -----

CONTINUING CALIBRATION STANDARDS 11/20/00

HE IN LOOP 11/20/00

COMPOUND	FILE ID	TRUE CONC.	MEASURED	% DIFF.	COMPOUND	FILE ID	DET. LIMIT	MEASURED
METHANE (TCD)	T40 369	2.25	2.12	5.78	METHANE (TCD)	T40 370	0.02 %V	ND
METHANE (FID)	T40 367	30.00	31.56	5.20	METHANE (FID)	T40 370	0.04 PPMV	ND
ETHANE	T40 367	10.00	9.98	0.20	ETHANE	T40 370	0.01 PPMV	ND
ETHYLENE	T40 367	10.00	10.03	0.30	ETHYLENE	T40 370	0.01 PPMV	ND
PROPANE	T40 367	10.00	10.08	0.80	PROPANE	T40 370	0.03 PPMV	ND
PROPYLENE	T40 367	10.00	10.06	0.60	PROPYLENE	T40 370	0.03 PPMV	ND
ISO-BUTANE	T40 367	10.00	10.22	2.20	ISO-BUTANE	T40 370	0.03 PPMV	ND
N-BUTANE	T40 367	10.00	10.20	2.00	N-BUTANE	T40 370	0.03 PPMV	ND

ANALYST INITIALS *PK*REVIEW *pk*

CDM116-204054

----- Camp Dresser & McKee -----

----- Location: Playavista -----

----- Concentrations in PPMV -----

Sample ID	Benzene	Toluene	Ethyl Benzene	M/P Xylene	Ortho Xylene	Lab ID	Date Sampled	Date Received	Date Analyzed	Analyst
9765	<0.07	<0.07	<0.07	<0.07	<0.07	W101A110	11/16/00	11/17/00	11/18/00	JLL
9776	<0.07	<0.07	<0.07	<0.07	<0.07	W101A111	11/16/00	11/17/00	11/18/00	JLL
9777	<0.07	<0.07	<0.07	<0.07	<0.07	W101A112	11/16/00	11/17/00	11/18/00	JLL
9786	<0.07	<0.07	<0.07	<0.07	<0.07	W101A113	11/16/00	11/17/00	11/18/00	JLL
9787	<0.07	<0.07	<0.07	<0.07	<0.07	W101A114	11/16/00	11/17/00	11/18/00	JLL
9794	<0.07	<0.07	<0.07	<0.07	<0.07	W101A115	11/16/00	11/17/00	11/18/00	JLL
9714	<0.07	<0.07	0.25	0.20	<0.07	W101A116	11/16/00	11/17/00	11/18/00	JLL
9713	<0.07	<0.07	0.09	0.12	<0.07	W101A117	11/16/00	11/17/00	11/18/00	JLL
9712	<0.07	<0.07	<0.07	<0.07	<0.07	W101A118	11/16/00	11/17/00	11/18/00	JLL
9715	<0.07	<0.07	0.41	0.48	0.19	W101A119	11/16/00	11/17/00	11/18/00	JLL
9716	<0.07	<0.07	0.25	0.26	<0.07	W101A120	11/16/00	11/17/00	11/18/00	JLL
9717	<0.07	<0.07	0.11	0.10	<0.07	W101A121	11/16/00	11/17/00	11/18/00	JLL
9718	<0.07	<0.07	0.08	<0.07	<0.07	W101A122	11/16/00	11/17/00	11/18/00	JLL
9719	<0.07	<0.07	<0.07	<0.07	<0.07	W101A123	11/16/00	11/17/00	11/18/00	JLL
9721	<0.07	<0.07	<0.07	<0.07	<0.07	W101A124	11/16/00	11/17/00	11/18/00	JLL
9727	<0.07	<0.07	<0.07	<0.07	<0.07	W101A125	11/16/00	11/17/00	11/18/00	JLL
9720	<0.07	<0.07	<0.07	<0.07	<0.07	W101A126	11/16/00	11/17/00	11/18/00	JLL
9722	<0.07	<0.07	0.28	0.25	0.10	W101A127	11/16/00	11/17/00	11/18/00	JLL
9726	<0.07	<0.07	0.24	0.18	<0.07	W101A128	11/16/00	11/17/00	11/18/00	JLL
9723	<0.07	<0.07	<0.07	0.09	<0.07	W101A131	11/16/00	11/17/00	11/20/00	JLL
9725	0.09	0.08	<0.07	0.10	<0.07	W101A132	11/16/00	11/17/00	11/20/00	JLL
9729	<0.07	<0.07	0.08	0.09	<0.07	W101A133	11/16/00	11/17/00	11/20/00	JLL
9728	<0.07	<0.07	<0.07	<0.07	<0.07	W101A134	11/16/00	11/17/00	11/20/00	JLL
9724	<0.07	0.25	0.34	<0.07	<0.07	W101A135	11/16/00	11/17/00	11/20/00	JLL
9701	<0.07	<0.07	<0.07	0.10	<0.07	W101A136	11/16/00	11/17/00	11/20/00	JLL
9733	<0.07	<0.07	0.12	0.13	<0.07	W101A137	11/16/00	11/17/00	11/20/00	JLL
Detection Limits	0.07	0.07	0.07	0.07	0.07					

Analyst: JLL

11/21/00

Reviewed: JLL

CDM116-204054

***** Quality Control *****

----- Camp Dresser & McKee -----

----- Location: Playavista -----

----- Concentrations in PPMV -----

Continuing Calibration Standards 11/18/00

N2 in vial 11/18/00

Compound	Lab ID	True Conc.	Measured	% Diff.	Compound	Lab ID	Report. Limit (ppmv)	Measured
Benzene	W101A108	1.25	1.21	3.20	Benzene	W101A109	0.07	ND
Toluene	W101A108	1.06	1.01	4.72	Toluene	W101A109	0.07	ND
Ethyl Benzene	W101A108	0.92	0.86	6.52	Ethyl Benzene	W101A109	0.07	ND
M/P Xylene	W101A108	1.84	1.71	7.07	M/P Xylene	W101A109	0.07	ND
Ortho Xylene	W101A108	0.92	0.86	6.52	Ortho Xylene	W101A109	0.07	ND

Continuing Calibration Standards 11/20/00

N2 in vial 11/20/00

Compound	Lab ID	True Conc.	Measured	% Diff.	Compound	Lab ID	Report. Limit (ppmv)	Measured
Benzene	W101A129	1.25	1.25	0.00	Benzene	W101A130	0.07	ND
Toluene	W101A129	1.06	1.08	1.89	Toluene	W101A130	0.07	ND
Ethyl Benzene	W101A129	0.92	0.95	3.26	Ethyl Benzene	W101A130	0.07	ND
M/P Xylene	W101A129	1.84	1.91	3.80	M/P Xylene	W101A130	0.07	ND
Ortho Xylene	W101A129	0.92	0.97	5.43	Ortho Xylene	W101A130	0.07	ND

Analyst JLLReviewed seb

MICROSEEPS, Inc.

220 William Pitt Way, Pittsburgh, PA 15238

Phone: (412) 826-5245 Fax: (412) 826-3433

Company Name:

Address:

Proj. Manager:

Proj. Location:

Proj. Number:

Phone #:

PLAYA VISTA

12555 W JEFFERSON

LA CA 90066

Fax #:

Sampler's signature:



Analysis Options







<input checked="" type="checkbox"/> C1 - C4	<input checked="" type="checkbox"/> Chlorinated HC
<input checked="" type="checkbox"/> Hydrogen & Helium	<input checked="" type="checkbox"/> BTEX
<input checked="" type="checkbox"/> Permanent Gases (CH ₄ , CO, CO ₂ , N ₂ , O ₂)	<input checked="" type="checkbox"/> BTEX & C5 - C10
<input checked="" type="checkbox"/> Mercury (Soil) or (Air **)	<input checked="" type="checkbox"/> TPH (C5 - C10) or (C4 - C12)
<input checked="" type="checkbox"/> TO-14 by GC/MS (Ambient) or (Source **)	<input checked="" type="checkbox"/> C11 - C18
<input checked="" type="checkbox"/> 601 & 602 Compounds	<input checked="" type="checkbox"/> Specify below.

* An additional 22 ml vial of sample is required when requested in combination with another analysis.
** Available upon request.

Collection Date	Time	Number of Containers	*Summa # If Can. used	Sample ID	Sample Identification	Requested Analysis	Remarks
11/16	17:40	2		9765		A H	
11/16	17:48			9776			
11/16	18:10			9777			
11/16	18:15			9786			
11/16	18:20			9787			
11/16	18:25			9794			
11/16	18:30			9714			
11/16	18:35			9713			
11/16	18:40			9712			
11/16	18:45			9715			
11/16	18:50			9716			
11/16	18:55			9717			

Results to:

Invoice to:

Relinquished by:	Company:	Date:	Time:	Relinquished by:	Company:	Date:	Time:
	CDM	11-16	4P		CDM	11/16/00	16:00
Relinquished by:	Company:	Date:	Time:	Relinquished by:	Company:	Date:	Time:
	CDM	11/16/00	16:40		CDM	11/17/00	13:00
Relinquished by:	Company:	Date:	Time:	Relinquished by:	Company:	Date:	Time:
	CDM				CDM		

WHITE COPY: Laboratory to return.

YELLOW COPY: Laboratory

PINK COPY: Submittal

201054 / CDM 116 1 of 3

CHAIN-OF-CUSTODY RECORD

MICROSEEPS, Inc.

220 William Pitt Way, Pittsburgh, PA 15238

Phone: (412) 826-5245 Fax: (412) 826-3433

Company Name:

Address:

Proj. Manager:

Proj. Location:

Proj. Number:

Phone #:

Fax #:

RATA VISTA

12555 W. BEFFERS

LA CA 90066

Sampler's signature:

[Signature]

Note: Enter proper letters in Requested Analyses columns below.
Note: If analysis D, E, or K is selected, certain (optional) NOT wanted.

Analysis Options

<input checked="" type="checkbox"/> C1 - C4	<input checked="" type="checkbox"/> Chlorinated HC
<input checked="" type="checkbox"/> Hydrogen & Helium	<input checked="" type="checkbox"/> BTEX
<input checked="" type="checkbox"/> Permanent Gases (CH ₄ , CO, CO ₂ , N ₂ , O ₂)	<input checked="" type="checkbox"/> BTEX & C5 - C10
<input checked="" type="checkbox"/> Mercury (Sol.) or (Air **)	<input checked="" type="checkbox"/> TPH (C5 - C10) or (C4 - C12)
<input checked="" type="checkbox"/> TO-14 by GC/MS (Ambient) or (Source **)	<input checked="" type="checkbox"/> C11 - C18
<input checked="" type="checkbox"/> 601 & 602 Compounds	<input checked="" type="checkbox"/> Other Specify below.

* An additional 22 ml vial of sample is required when requested in combination with another analysis.
** Available upon request.

Collection Date	Time	Number of Containers	*Summa # if Can. used	Sample Identification	Requested Analysis	Remarks
11-16	9:15	2		9718	A H	
11-16	9:20			9719		
11-16	9:25			9721		
11-16	9:30			9727		
11-16	9:35			9720		
11-16	9:40			9722		
11-16	9:45			9726		
11-16	9:50			9723		
11-16	9:55			9725		
11-16	10:00			9729		
11-16	10:05			9728		
11-16	10:10			9724		

Results to:

Relinquished by:	Company:	Date:	Time:	Received by:	Company:	Date:	Time:
<i>[Signature]</i>	RTI/SSS	11-16	4P	<i>[Signature]</i>	CDM	11/16/00	16:00
Relinquished by:	Company:	Date:	Time:	Received by:	Company:	Date:	Time:
<i>[Signature]</i>	CDM	11/16/00	16:40	<i>[Signature]</i>		11/17/00	13:00
Relinquished by:	Company:	Date:	Time:	Received by:	Company:	Date:	Time:
<i>[Signature]</i>				<i>[Signature]</i>			

205054/com 116 2 of 3

CHAIN-OF-CUSTODY RECORD

MICROSEEPS, Inc.

220 William Pitt Way, Pittsburgh, PA 15238

Phone: (412) 826-5245 Fax: (412) 826-3403

Company Name:

Address:

Proj. Manager:

Proj. Location:

Proj. Number:

Phone #:

Fax #:

Sampler's signature:

Note: Enter proper letters in Requested Analysis columns below.

Note: If analysis D, E, or K is selected, scratch (option) NOT wanted.

Analysis Options

<input checked="" type="checkbox"/> C1-C4	<input type="checkbox"/> Chlorinated HC
<input checked="" type="checkbox"/> Hydrogen & Helium	<input type="checkbox"/> BTEX
<input type="checkbox"/> Permanent Gases (CH ₄ , CO, CO ₂ , N ₂ , O ₂)	<input type="checkbox"/> BTEX & C5 - C10
<input type="checkbox"/> Mercury (Soil) or (Air **)	<input type="checkbox"/> TPH (C5 - C10) or (C4 - C12)
<input type="checkbox"/> TO-14 by GC/MS (Ambient) or (Source **)	<input type="checkbox"/> C11 - C18
<input type="checkbox"/> 601 & 602 Compounds	<input type="checkbox"/> Specify below.

- * An additional 22 ml vial of sample is required when requested in combination with another analysis.
- ** Available upon request.

204054/COM 116

3 of 3

CHAIN-OF-CUSTODY RECORD

Collection Date	Time	Number of Containers	Sample # if Can. used	Sample Type	Sample Identification	Requested Analysis	Remarks
11-16	4:30 PM	2		SOIL GAS	9701	A H	
11-16	5:00 PM	2		SOIL GAS	9733	A H	
<p>Results to:</p> <p>Invoice to:</p>							

Relinquished by:

Company:

515 565

Date:

11-16

Time:

4 P

Company:

CDM

Date:

11/16/00

Time:

16:00

Relinquished by:

Company:

COM

Date:

11/16/00

Time:

16:40

Company:

CDM

Date:

11/16/00

Time:

16:00

Relinquished by:

Company:

COM

Date:

11/16/00

Time:

16:40

Company:

CDM

Date:

11/17/00

Time:

13:00

WHITE COPY: Laboratory to return.

YELLOW COPY: Laboratory

PINK COPY: Submitter

CDM117-204057

----- CAMP DRESSER & MCKEE -----
 ----- LOCATION: (PLAYA VISTA) - LOS ANGELES, CA -----

Sample Names	Methane (%V)	Methane (PPMV)	Ethane (PPMV)	Ethylene (PPMV)	Propane (PPMV)	Propylene (PPMV)	Iso-Butane (PPMV)	N-Butane (PPMV)	Lab ID	Date Sampled	Date Received	Date Analyzed	Analyst
9737	10.1	*	286	0.22	3.42	0.50	0.26	0.53	T40 484	11/17/00	11/18/00	11/24/00	MM
9734	*	12.5	0.57	0.46	0.24	0.40	0.04	0.07	T40 485	11/17/00	11/18/00	11/24/00	MM
9730	*	733	4.04	0.31	2.04	2.70	0.31	0.42	T40 486	11/17/00	11/18/00	11/24/00	MM
9702	4.18	*	122	0.11	0.28	0.13	0.44	<0.03	T40 487	11/17/00	11/18/00	11/24/00	MM
9735	7.82	*	548	<0.01	2.51	<0.03	0.68	0.33	T40 488	11/17/00	11/18/00	11/24/00	MM
9731	15.6	*	880	<0.01	1.75	<0.03	0.20	0.19	T40 489	11/17/00	11/18/00	11/24/00	MM
9732	1.19	*	42.9	0.20	0.15	0.18	0.07	0.12	T40 490	11/17/00	11/18/00	11/24/00	MM
9736	1.89	*	75.8	0.23	0.18	0.21	0.16	0.10	T40 491	11/17/00	11/18/00	11/24/00	MM
9703	*	20.0	0.32	0.20	0.15	0.14	0.05	0.07	T40 492	11/17/00	11/18/00	11/24/00	MM
9710	*	14.6	0.82	0.32	0.32	0.60	0.07	0.10	T40 493	11/17/00	11/18/00	11/24/00	MM
9711	0.39	*	7.16	0.62	1.87	1.22	0.28	0.28	T40 494	11/17/00	11/18/00	11/24/00	MM
9709	*	245	0.64	1.01	0.26	0.60	0.05	0.09	T40 495	11/17/00	11/18/00	11/24/00	MM
9708	0.34	*	1.62	1.90	0.62	1.43	0.08	0.20	T40 496	11/17/00	11/18/00	11/24/00	MM
9707	1.19	*	17.7	1.51	0.88	1.14	0.14	0.13	T40 497	11/17/00	11/18/00	11/24/00	MM
9704	*	1.24	0.11	0.09	0.06	0.12	<0.03	<0.03	T40 498	11/17/00	11/18/00	11/24/00	MM
9705	*	4.91	0.34	0.27	0.13	0.21	0.04	0.05	T40 499	11/17/00	11/18/00	11/24/00	MM
9706	*	49.2	1.18	0.66	0.58	0.51	0.04	0.09	T40 500	11/17/00	11/18/00	11/24/00	MM

DETECTION LIMITS	0.02	0.04	0.01	0.01	0.03	0.03	0.03	0.03	
------------------	------	------	------	------	------	------	------	------	--

* METHANE RESULT TAKEN FROM ALTERNATE DETECTOR

ANALYST _____

REVIEW _____

CDM117-204057

***** QUALITY CONTROL *****

----- CAMP DRESSER & MCKEE -----
 ----- LOCATION: (PLAYA VISTA) - LOS ANGELES, CA -----

CONTINUING CALIBRATION STANDARDS 11/24/00

COMPOUND	FILE ID	TRUE CONC.	MEASURED	% DIFF.
METHANE (TCD)	T40 478	2.25	2.17	3.56
METHANE (FID)	T40 476	30.00	32.92	9.73
ETHANE	T40 476	10.00	10.20	2.00
ETHYLENE	T40 476	10.00	10.14	1.40
PROPANE	T40 476	10.00	10.14	1.40
PROPYLENE	T40 476	10.00	10.12	1.20
ISO-BUTANE	T40 476	10.00	10.23	2.30
N-BUTANE	T40 476	10.00	10.06	0.60

HE IN LOOP 11/24/00

COMPOUND	FILE ID	DET. LIMIT	MEASURED
METHANE (TCD)	T40 479	0.02 %V	ND
METHANE (FID)	T40 479	0.04 PPMV	ND
ETHANE	T40 479	0.01 PPMV	ND
ETHYLENE	T40 479	0.01 PPMV	ND
PROPANE	T40 479	0.03 PPMV	ND
PROPYLENE	T40 479	0.03 PPMV	ND
ISO-BUTANE	T40 479	0.03 PPMV	ND
N-BUTANE	T40 479	0.03 PPMV	ND

ANALYST INITIALS _____

REVIEW _____

CDM117-204057

----- Camp Dresser & McKee -----

----- Location: Playavista -----

----- Concentrations in PPMV -----

Sample ID	Benzene	Toluene	Ethyl Benzene	M/P Xylene	Ortho Xylene	Lab ID	Date Sampled	Date Received	Date Analyzed	Analyst
9737	< 0.07	< 0.07	< 0.07	< 0.07	< 0.07	W101A138	11/17/00	11/18/00	11/20/00	JLL
9734	< 0.07	< 0.07	< 0.07	< 0.07	< 0.07	W101A139	11/17/00	11/18/00	11/20/00	JLL
9730	< 0.07	< 0.07	< 0.07	< 0.07	< 0.07	W101A140	11/17/00	11/18/00	11/20/00	JLL
9702	< 0.07	< 0.07	0.34	0.22	0.23	W101A141	11/17/00	11/18/00	11/20/00	JLL
9735	< 0.07	< 0.07	< 0.07	< 0.07	< 0.07	W101A142	11/17/00	11/18/00	11/20/00	JLL
9731	< 0.07	0.25	0.19	0.21	0.13	W101A143	11/17/00	11/18/00	11/20/00	JLL
9732	< 0.07	< 0.07	< 0.07	< 0.07	< 0.07	W101A144	11/17/00	11/18/00	11/20/00	JLL
9736	< 0.07	0.32	< 0.07	< 0.07	0.08	W101A145	11/17/00	11/18/00	11/20/00	JLL
9703	< 0.07	< 0.07	< 0.07	< 0.07	< 0.07	W101A146	11/17/00	11/18/00	11/20/00	JLL
9710	< 0.07	< 0.07	< 0.07	< 0.07	< 0.07	W101A147	11/17/00	11/18/00	11/20/00	JLL
9711	< 0.07	< 0.07	< 0.07	0.16	< 0.07	W101A148	11/17/00	11/18/00	11/20/00	JLL
9709	< 0.07	< 0.07	< 0.07	< 0.07	< 0.07	W101A149	11/17/00	11/18/00	11/20/00	JLL
9708	< 0.07	< 0.07	< 0.07	< 0.07	< 0.07	W101A152	11/17/00	11/18/00	11/21/00	JLL
9707	< 0.07	< 0.07	< 0.07	< 0.07	< 0.07	W101A153	11/17/00	11/18/00	11/21/00	JLL
9704	< 0.07	< 0.07	< 0.07	< 0.07	< 0.07	W101A154	11/17/00	11/18/00	11/21/00	JLL
9705	< 0.07	< 0.07	< 0.07	< 0.07	< 0.07	W101A155	11/17/00	11/18/00	11/21/00	JLL
9706	< 0.07	< 0.07	< 0.07	< 0.07	< 0.07	W101A156	11/17/00	11/18/00	11/21/00	JLL
Detection Limits	0.07	0.07	0.07	0.07	0.07					

5/29/01

Analyst _____

Reviewed _____

CDM117-204057

***** Quality Control *****

----- Camp Dresser & McKee -----

----- Location: Playavista -----

----- Concentrations in PPMV -----

Continuing Calibration Standards 11/20/00

N2 in vial 11/20/00

Compound	Lab ID	True Conc.	Measured	% Diff.
Benzene	W101A129	1.25	1.25	0.00
Toluene	W101A129	1.06	1.08	1.89
Ethyl Benzene	W101A129	0.92	0.95	3.26
M/P Xylene	W101A129	1.84	1.91	3.80
Ortho Xylene	W101A129	0.92	0.97	5.43

Compound	Lab ID	Report. Limit (ppmv)	Measured
Benzene	W101A130	0.07	ND
Toluene	W101A130	0.07	ND
Ethyl Benzene	W101A130	0.07	ND
M/P Xylene	W101A130	0.07	ND
Ortho Xylene	W101A130	0.07	ND

Continuing Calibration Standards 11/21/00

N2 in vial 11/21/00

Compound	Lab ID	True Conc.	Measured	% Diff.
Benzene	W101A150	1.25	1.25	0.00
Toluene	W101A150	1.06	1.05	0.94
Ethyl Benzene	W101A150	0.92	0.91	1.09
M/P Xylene	W101A150	1.84	1.82	1.09
Ortho Xylene	W101A150	0.92	0.92	0.00

Compound	Lab ID	Report. Limit (ppmv)	Measured
Benzene	W101A151	0.07	ND
Toluene	W101A151	0.07	ND
Ethyl Benzene	W101A151	0.07	ND
M/P Xylene	W101A151	0.07	ND
Ortho Xylene	W101A151	0.07	ND

Analyst _____

Reviewed _____