

EXHIBIT A.4:

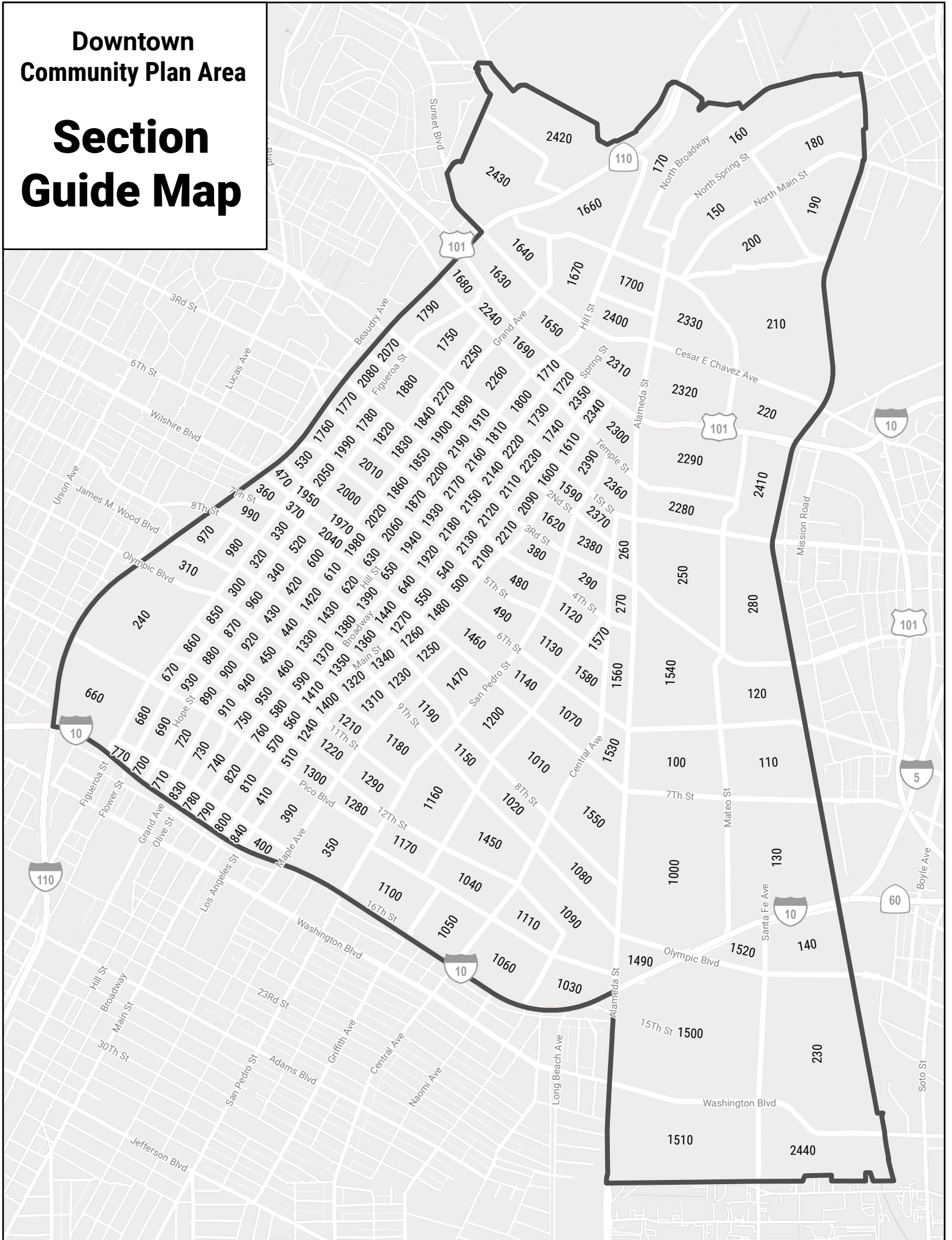
General Plan Land Use Change Maps and Matrices

CPC-2017-432-CPU, CPC-2014-1582-CA
For consideration by the City Planning Commission

June 17, 2021

Downtown Community Plan Area

Section Guide Map





GPLU MAP AMENDMENTS
SUBAREAS
 DTL-100-A

Section:

100

CPC-1994-0213-CPU


**Downtown
 Community Plan Area**



GPLU MAP AMENDMENTS

SUBAREAS

DTL-110-A, DTL-110-B, DTL-110-C

 Building Line Removal

Data Sources: Department of City Planning, Bureau of Engineering

Section:

110

CPC-1994-0213-CPU

**Downtown
Community Plan Area**



GPLU MAP AMENDMENTS

SUBAREAS


DTL-120-A, DTL-120-B, DTL-120-C, DTL-120-D

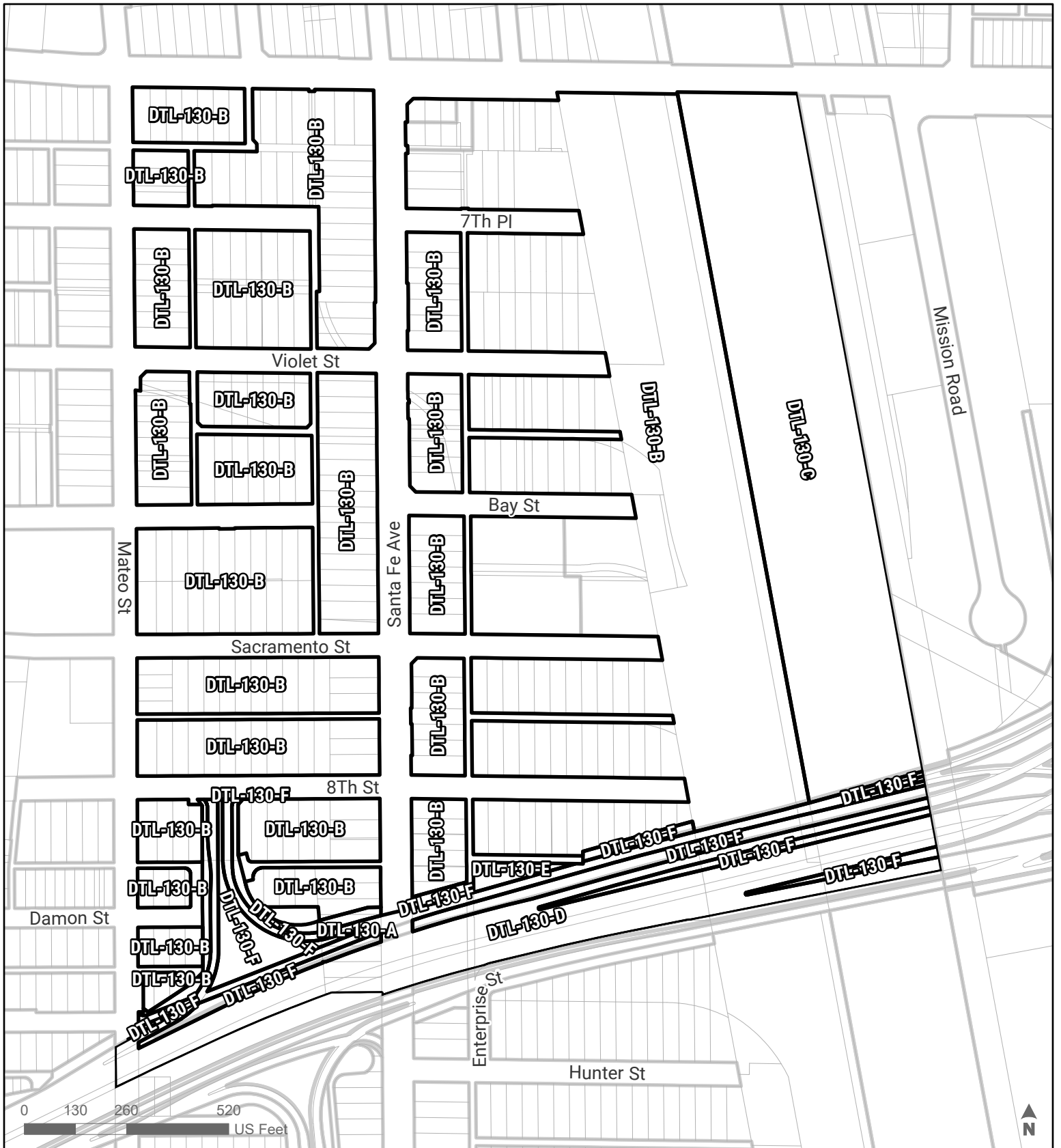
Section:

120

CPC-1994-0213-CPU

**Downtown
Community Plan Area**

 Building Line Removal



GPLU MAP AMENDMENTS

SUBAREAS

DTL-130-A, DTL-130-B, DTL-130-C, DTL-130-D, DTL-130-E, DTL-130-F, DTL-140-C,
DTL-140-D, DTL-1000-C, DTL-1520-B

Section:

130

CPC-1994-0213-CPU

**Downtown
Community Plan Area**



GPLU MAP AMENDMENTS

SUBAREAS

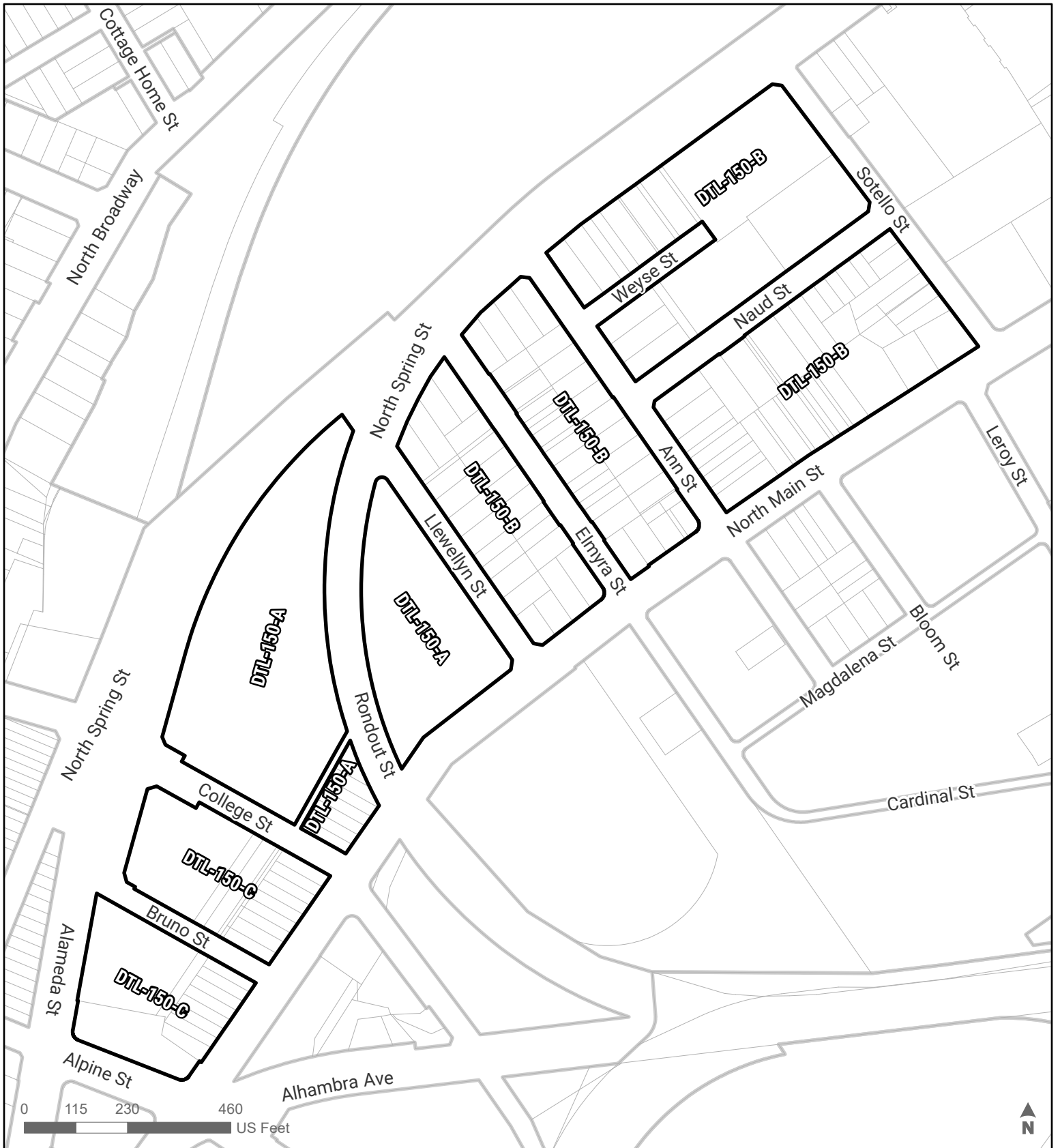
DTL-130-D, DTL-140-A, DTL-140-B, DTL-140-C, DTL-140-D, DTL-1520-C

Section:

140

CPC-1994-0213-CPU

**Downtown
Community Plan Area**



GPLU MAP AMENDMENTS

SUBAREAS

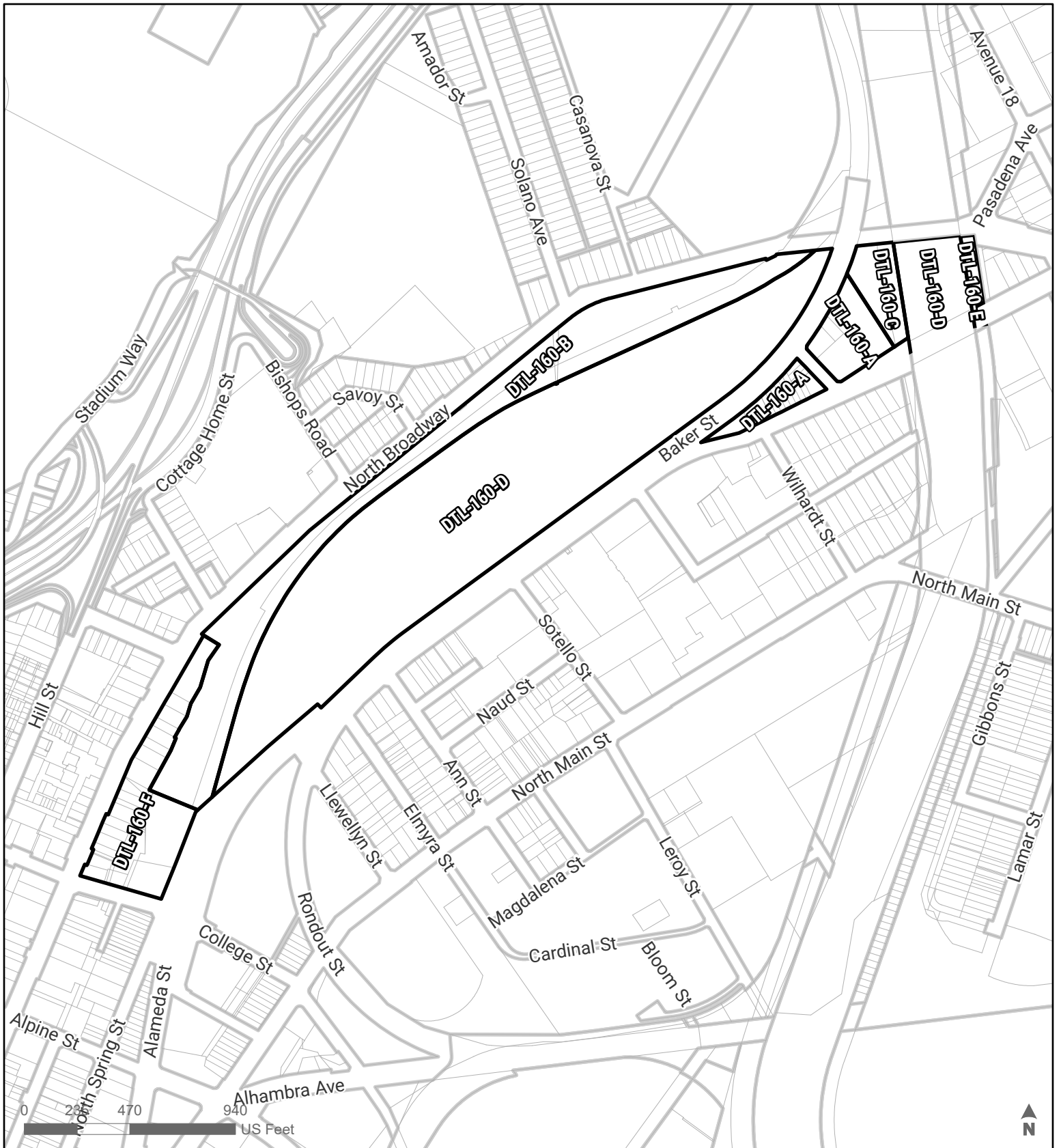
DTL-150-A, DTL-150-B, DTL-150-C

Section:

150

CPC-1994-0213-CPU

**Downtown
Community Plan Area**



GPLU MAP AMENDMENTS

SUBAREAS

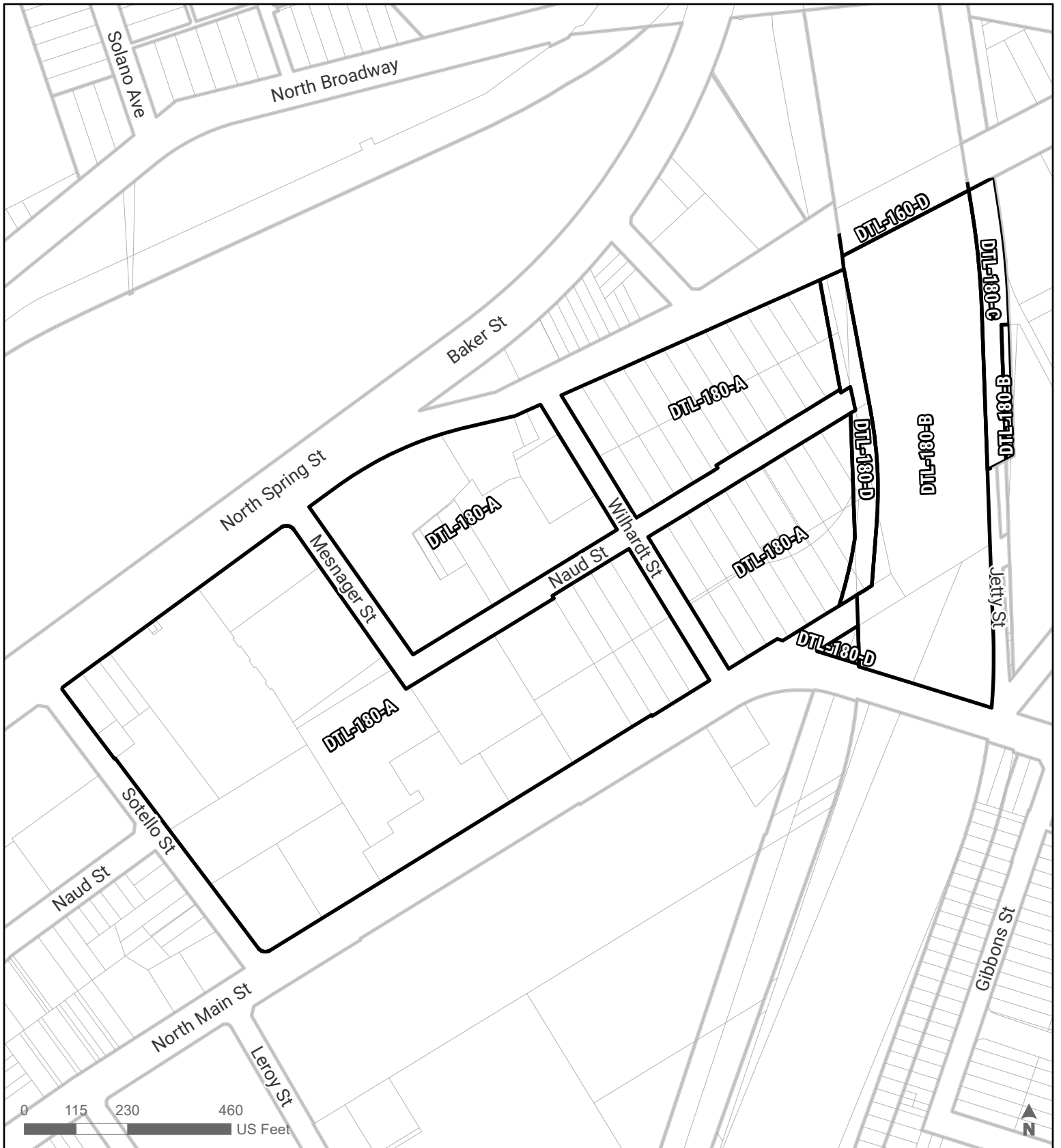
DTL-160-A, DTL-160-B, DTL-160-C, DTL-160-D, DTL-160-E, DTL-160-F, DTL-180-C

Section:

160

CPC-1994-0213-CPU

**Downtown
Community Plan Area**



GPLU MAP AMENDMENTS

SUBAREAS

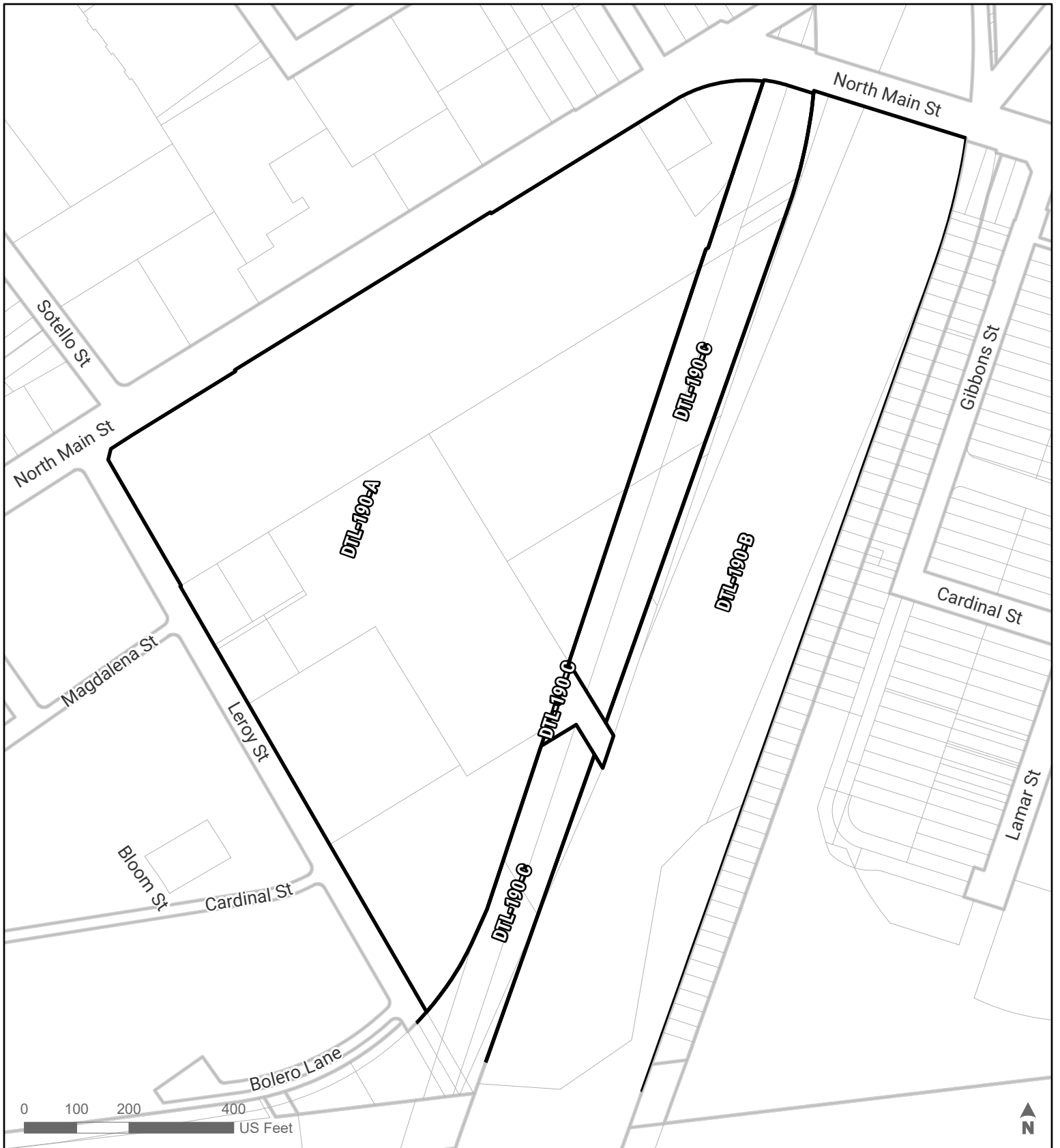
DTL-160-D, DTL-180-A, DTL-180-B, DTL-180-C, DTL-180-D

Section:

180

CPC-1994-0213-CPU

**Downtown
Community Plan Area**



GPLU MAP AMENDMENTS

SUBAREAS

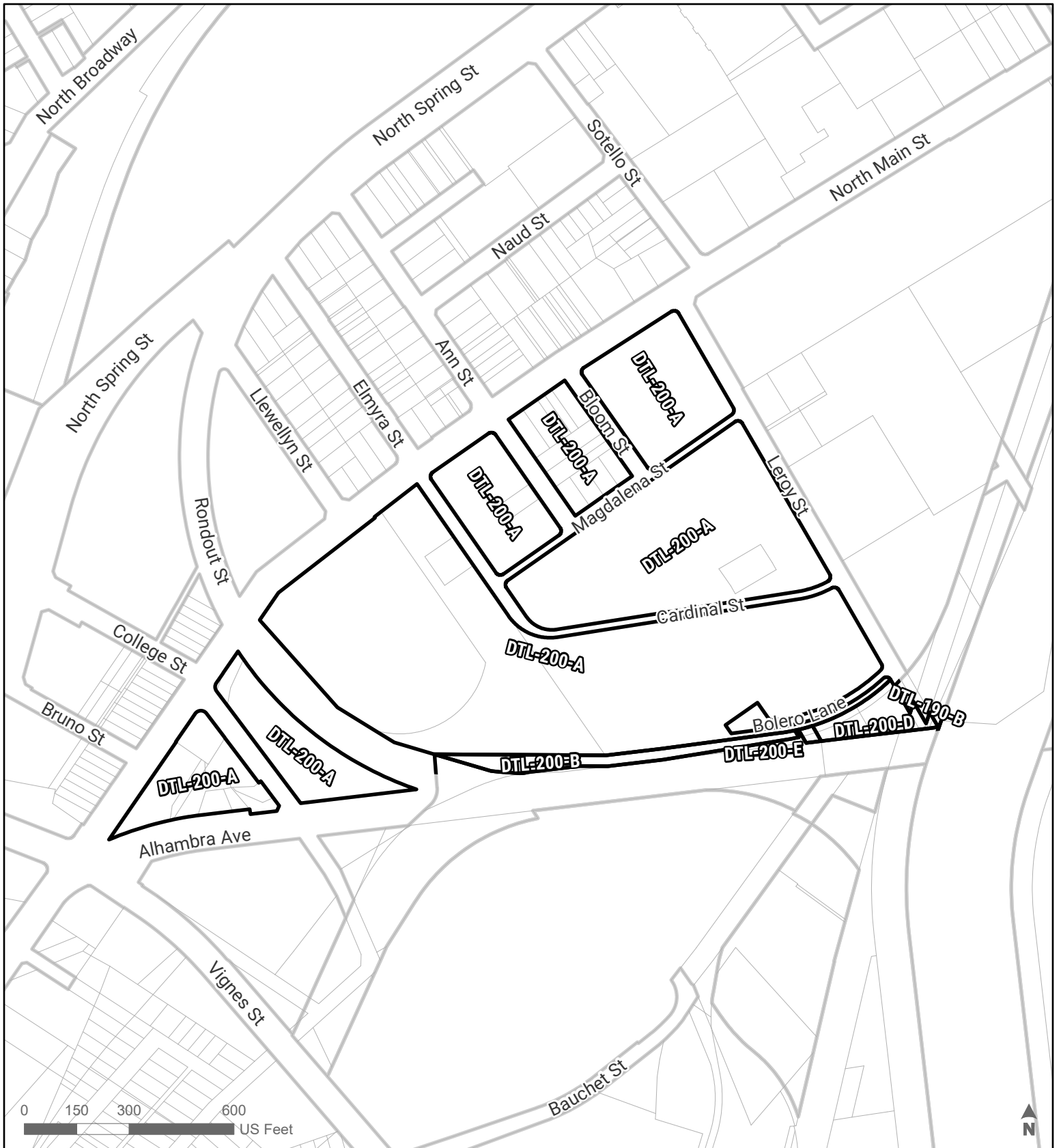
DTL-190-A, DTL-190-B, DTL-190-C

Section:

190

CPC-1994-0213-CPU

**Downtown
Community Plan Area**



GPLU MAP AMENDMENTS

SUBAREAS

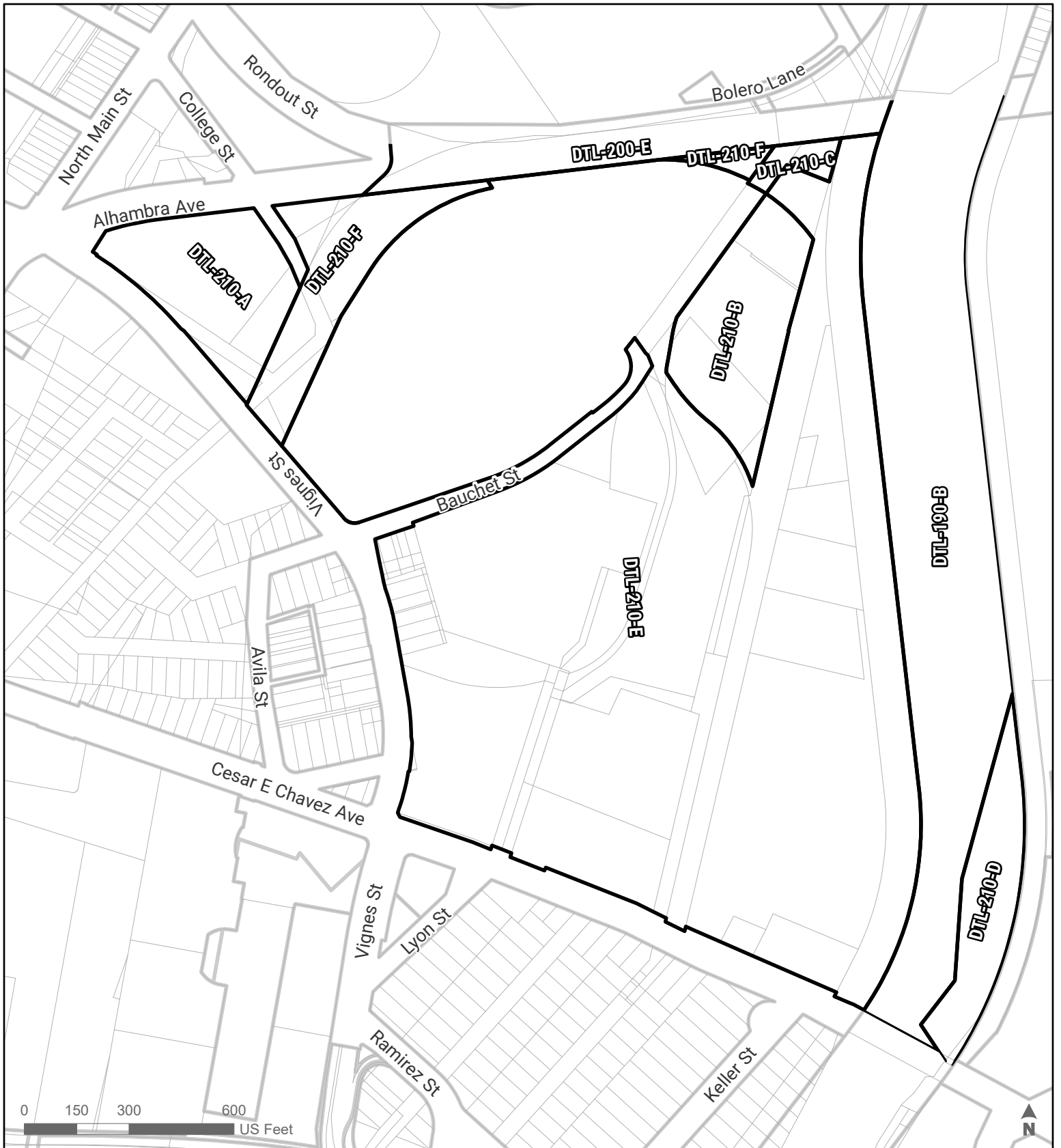
DTL-190-B, DTL-190-C, DTL-200-A, DTL-200-B, DTL-200-C, DTL-200-D, DTL-200-E

Section:

200

CPC-1994-0213-CPU

**Downtown
Community Plan Area**



GPLU MAP AMENDMENTS

SUBAREAS

DTL-190-B, DTL-200-E, DTL-210-A, DTL-210-B, DTL-210-C, DTL-210-D, DTL-210-E,
DTL-210-F, DTL-220-C

Section:

210

CPC-1994-0213-CPU

**Downtown
Community Plan Area**



GPLU MAP AMENDMENTS

SUBAREAS

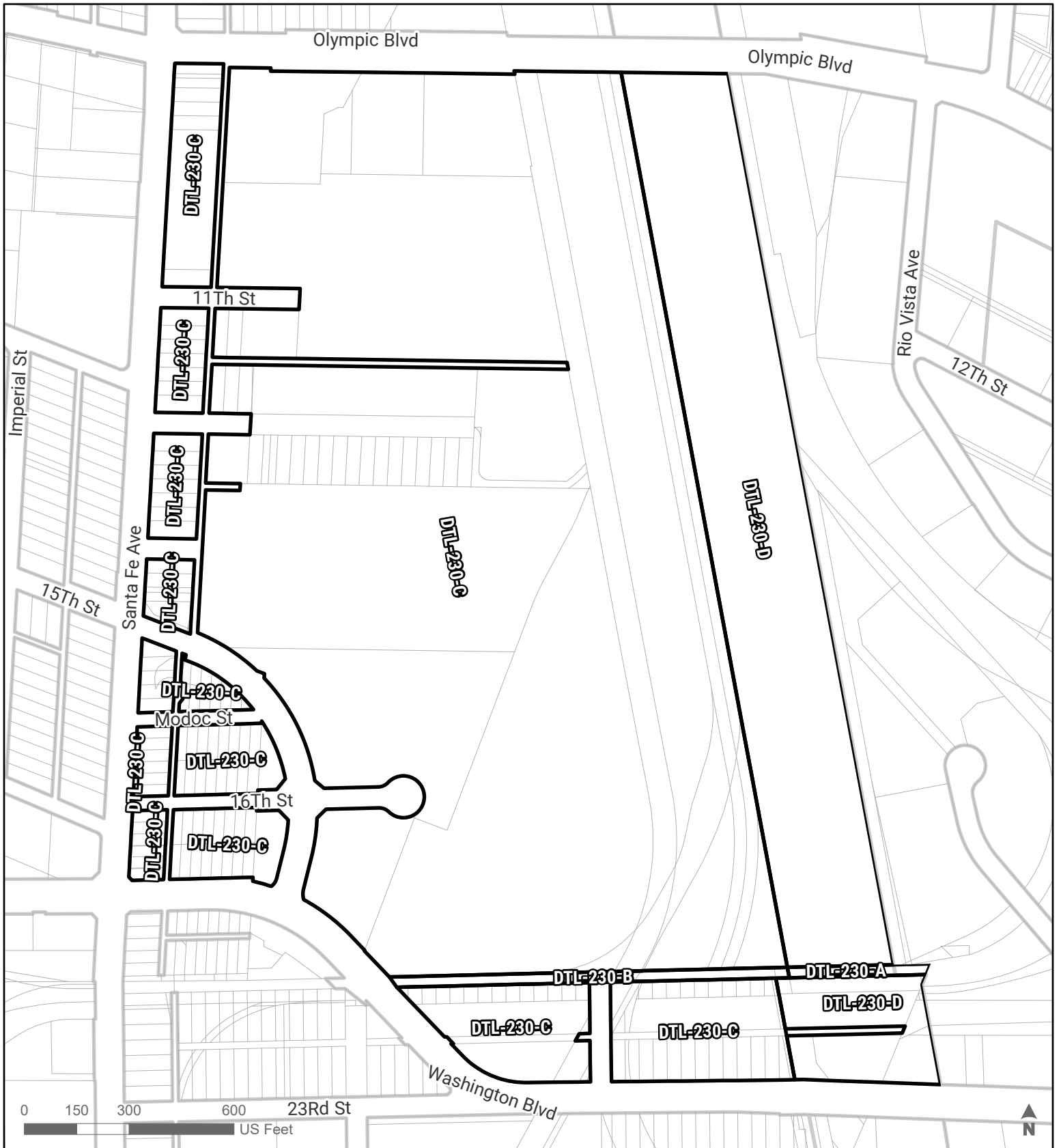
DTL-190-B, DTL-210-D, DTL-220-A, DTL-220-B, DTL-220-C, DTL-220-D, DTL-220-E,
 DTL-220-F, DTL-2290-E, DTL-2290-G, DTL-2410-D, DTL-2410-E

Section:

220

CPC-1994-0213-CPU

**Downtown
 Community Plan Area**



GPLU MAP AMENDMENTS

SUBAREAS

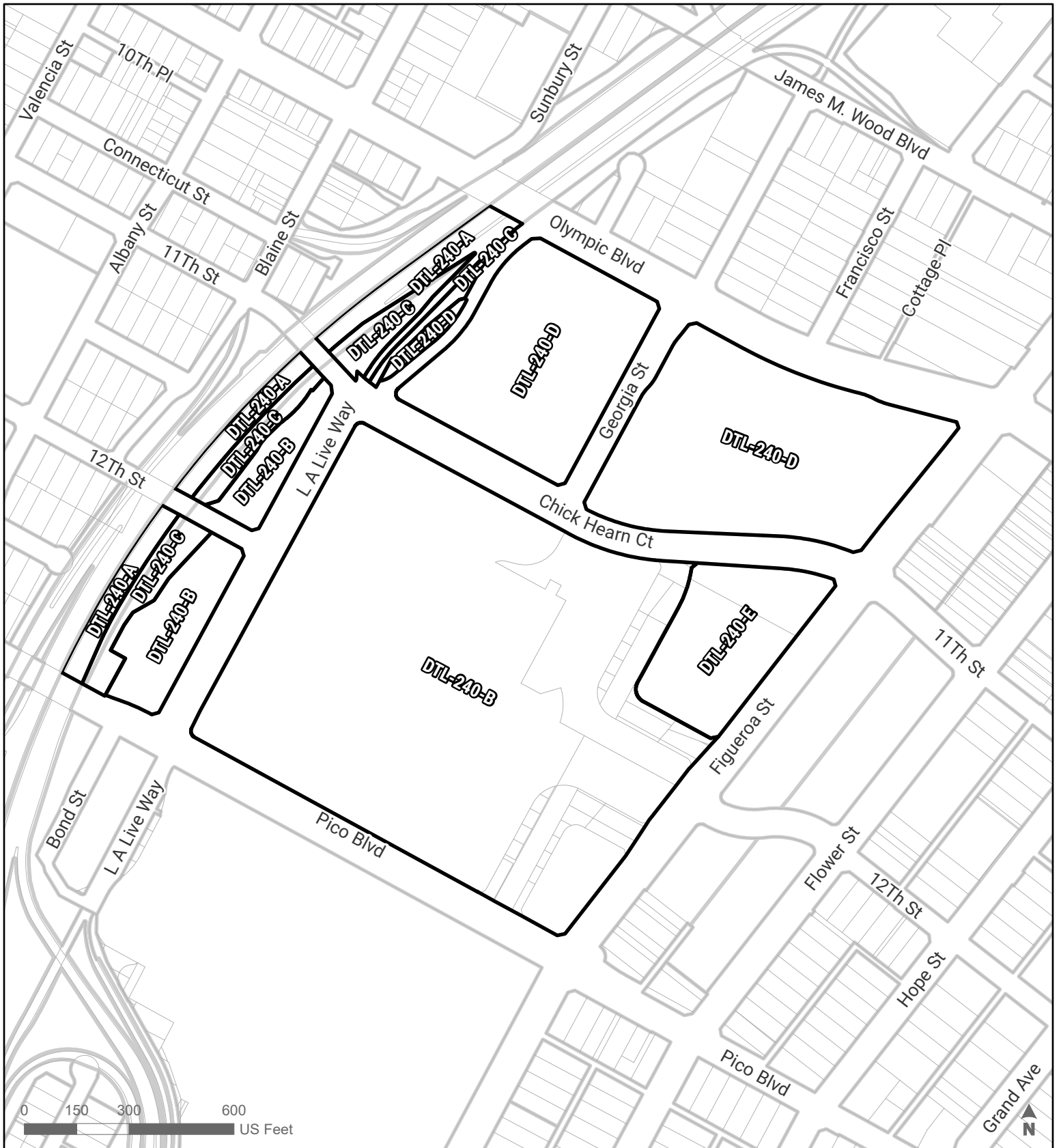
DTL-230-A, DTL-230-B, DTL-230-C, DTL-230-D

Section:

230

CPC-1994-0213-CPU

**Downtown
Community Plan Area**



GPLU MAP AMENDMENTS

SUBAREAS

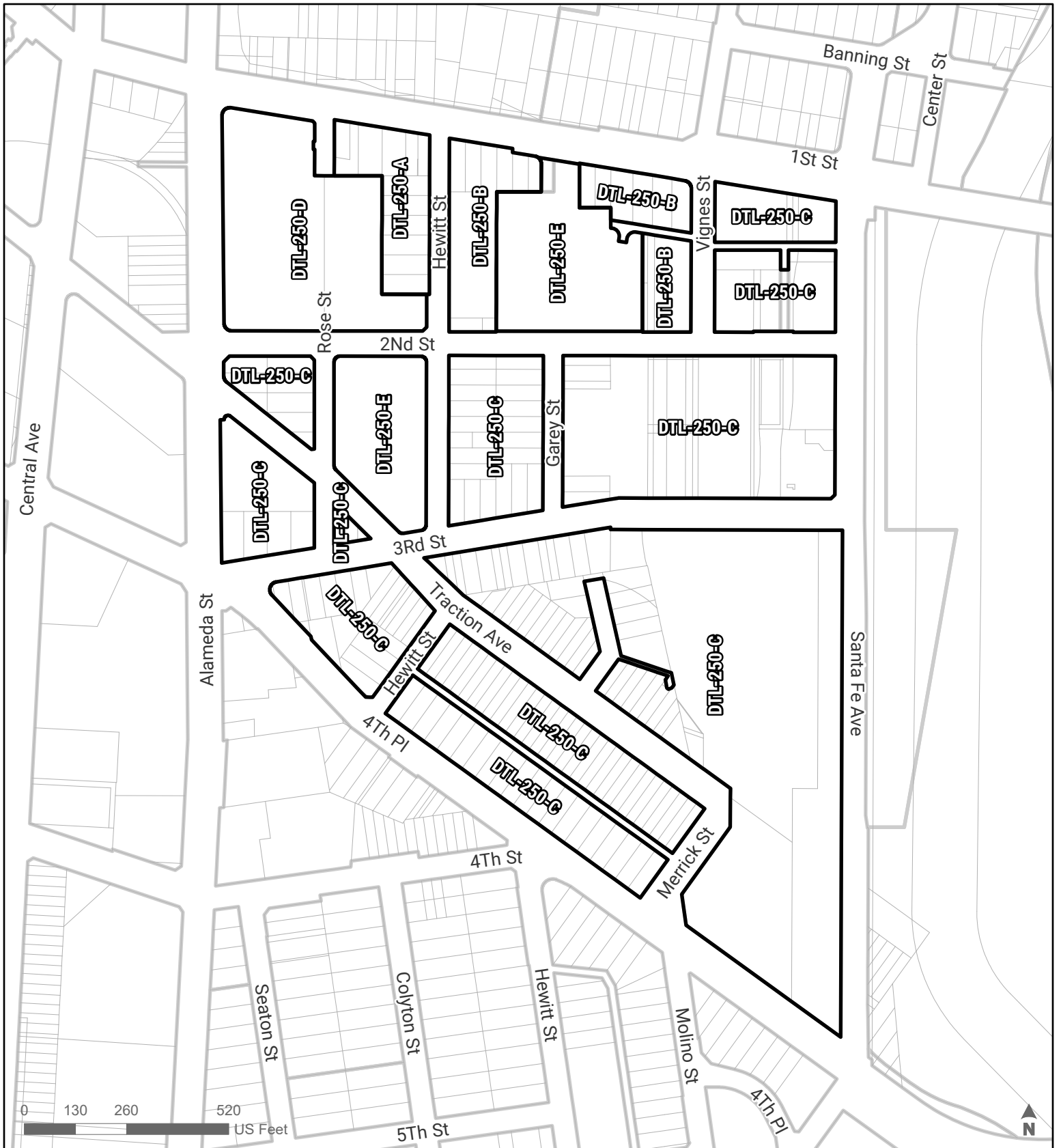
DTL-240-A, DTL-240-B, DTL-240-C, DTL-240-D, DTL-240-E

Section:

240

CPC-1994-0213-CPU

**Downtown
Community Plan Area**



GPLU MAP AMENDMENTS

SUBAREAS

DTL-250-A, DTL-250-B, DTL-250-C, DTL-250-D, DTL-250-E

Section:

250

CPC-1994-0213-CPU

**Downtown
Community Plan Area**



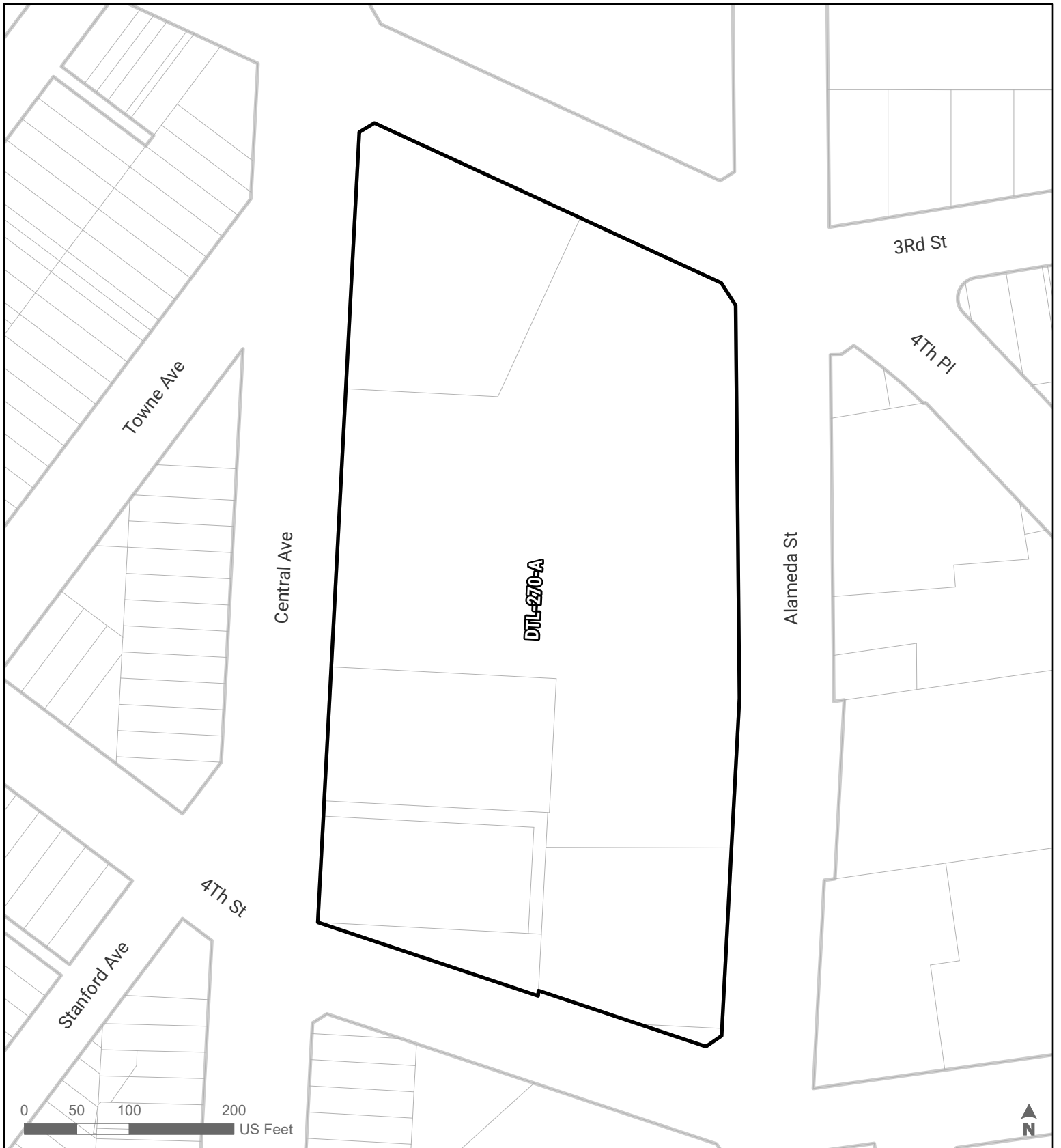
GPLU MAP AMENDMENTS
SUBAREAS
 DTL-260-A

Section:

260

CPC-1994-0213-CPU

**Downtown
 Community Plan Area**



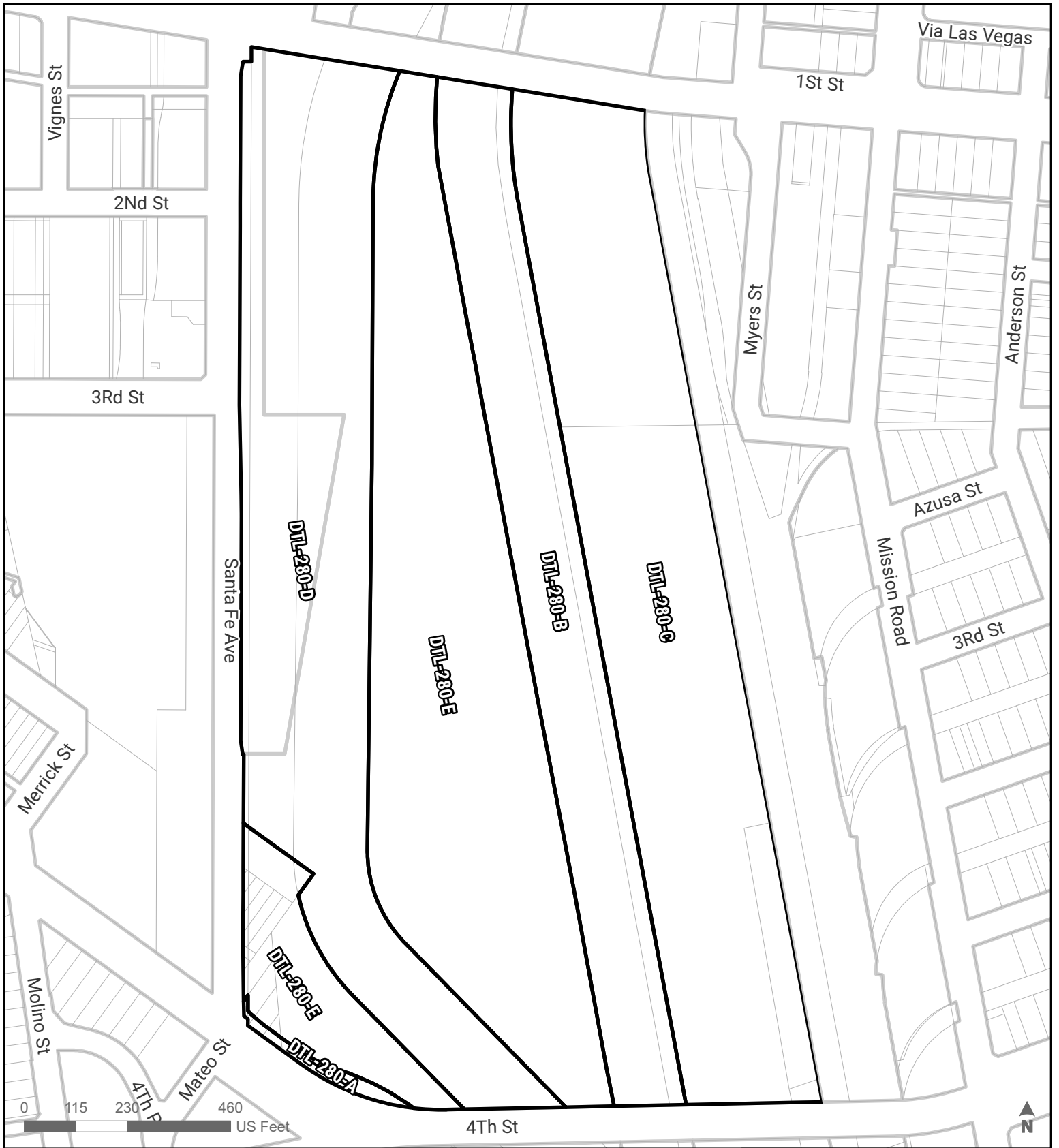
GPLU MAP AMENDMENTS
SUBAREAS
 DTL-270-A

Section:

270

CPC-1994-0213-CPU

**Downtown
 Community Plan Area**



GPLU MAP AMENDMENTS

SUBAREAS

DTL-280-A, DTL-280-B, DTL-280-C, DTL-280-D, DTL-280-E

Section:

280

CPC-1994-0213-CPU

**Downtown
Community Plan Area**



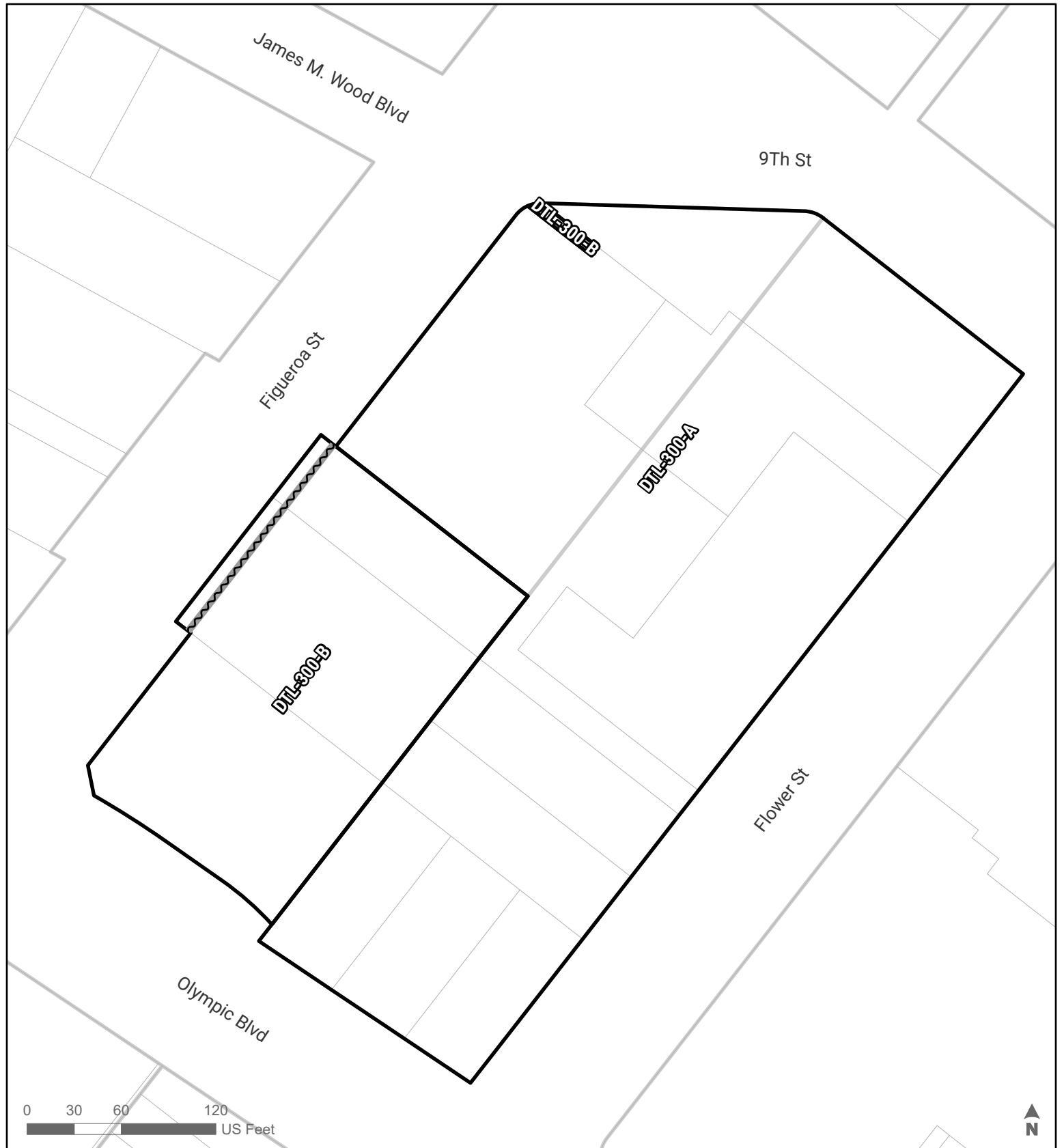
GPLU MAP AMENDMENTS
SUBAREAS
 DTL-290-A

Section:

290

CPC-1994-0213-CPU

**Downtown
 Community Plan Area**




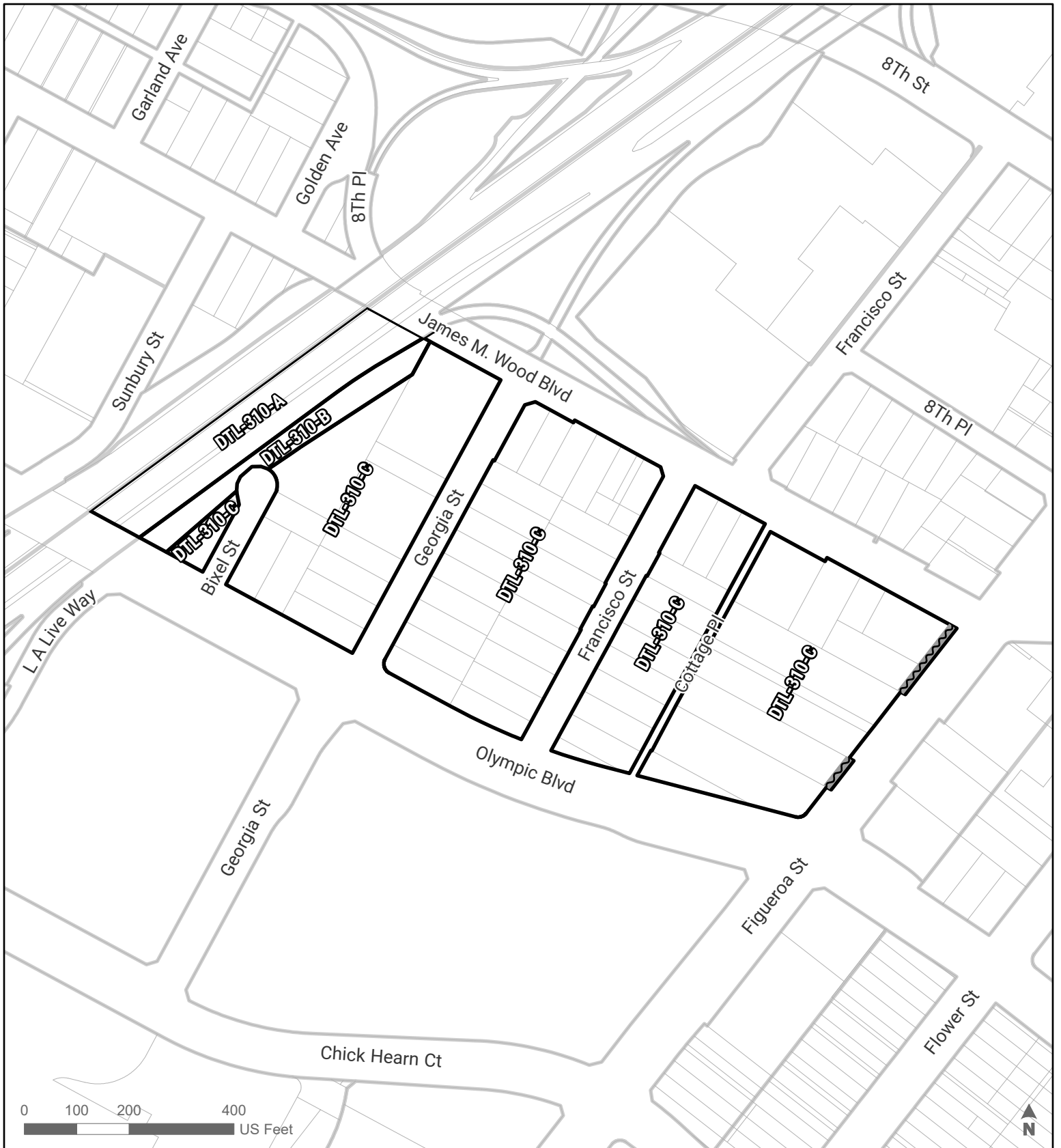
GPLU MAP AMENDMENTS
SUBAREAS
 DTL-300-A, DTL-300-B

Section:
300

CPC-1994-0213-CPU

**Downtown
 Community Plan Area**

 Building Line Removal



GPLU MAP AMENDMENTS

SUBAREAS


DTL-310-A, DTL-310-B, DTL-310-C, DTL-970-A

Section:

310

CPC-1994-0213-CPU

**Downtown
Community Plan Area**

 Building Line Removal



GPLU MAP AMENDMENTS
SUBAREAS
 DTL-320-A

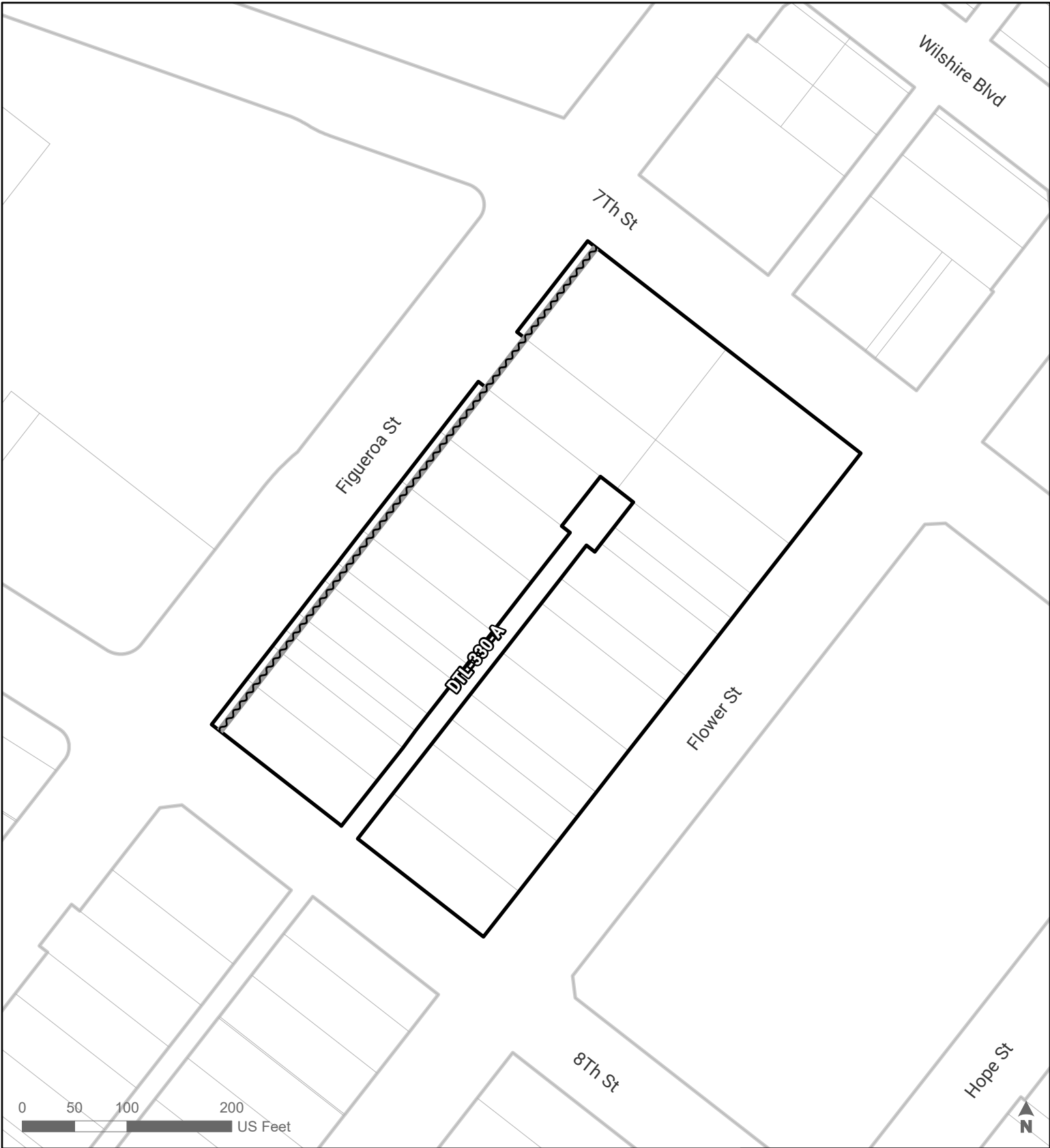
Section:

320

CPC-1994-0213-CPU

**Downtown
 Community Plan Area**

 Building Line Removal




GPLU MAP AMENDMENTS
SUBAREAS
 DTL-330-A

Section:

330

CPC-1994-0213-CPU

**Downtown
 Community Plan Area**

 Building Line Removal



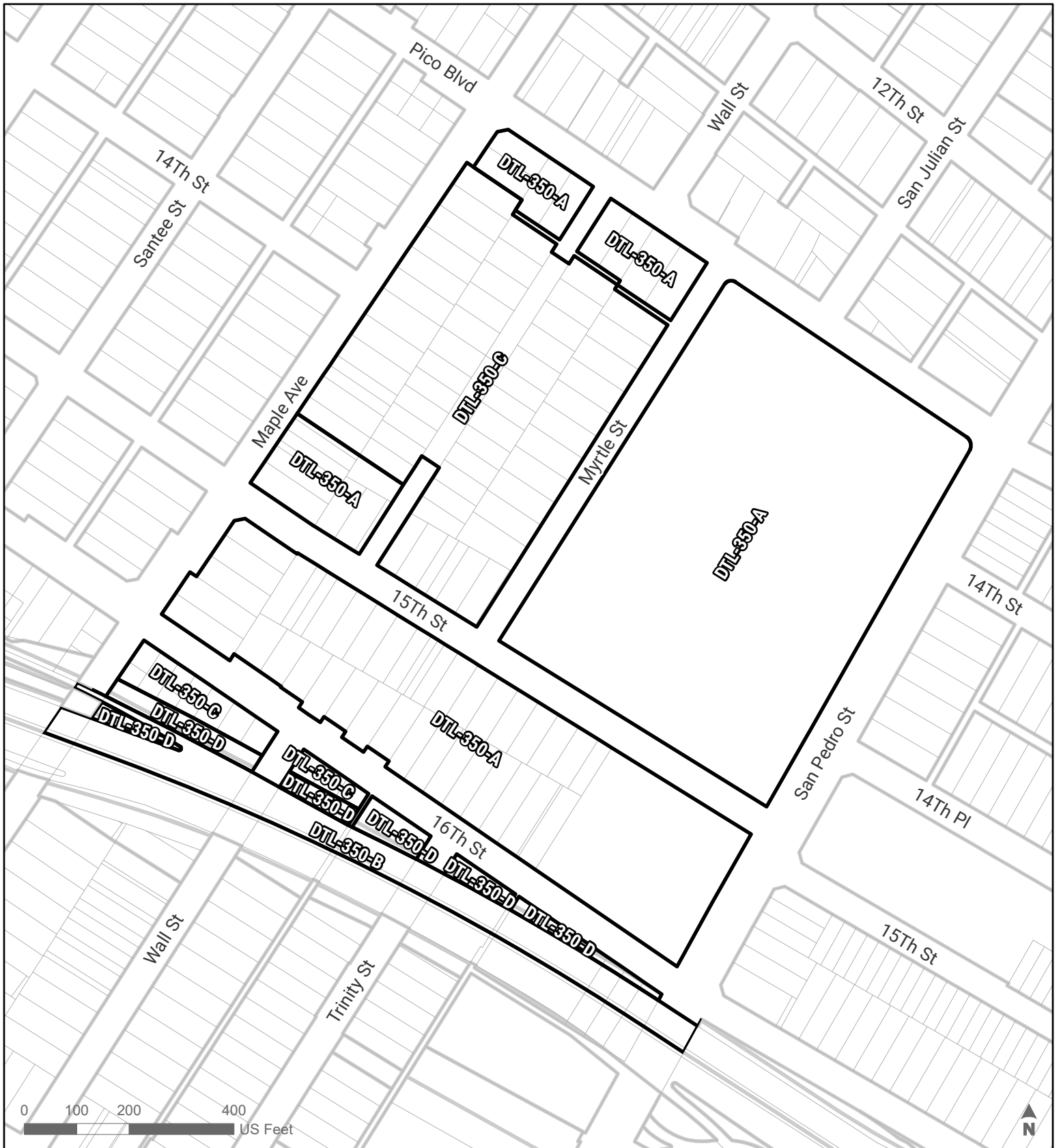
GPLU MAP AMENDMENTS
SUBAREAS
DTL-340-A

Section:

340

CPC-1994-0213-CPU

**Downtown
Community Plan Area**



GPU MAP AMENDMENTS

SUBAREAS

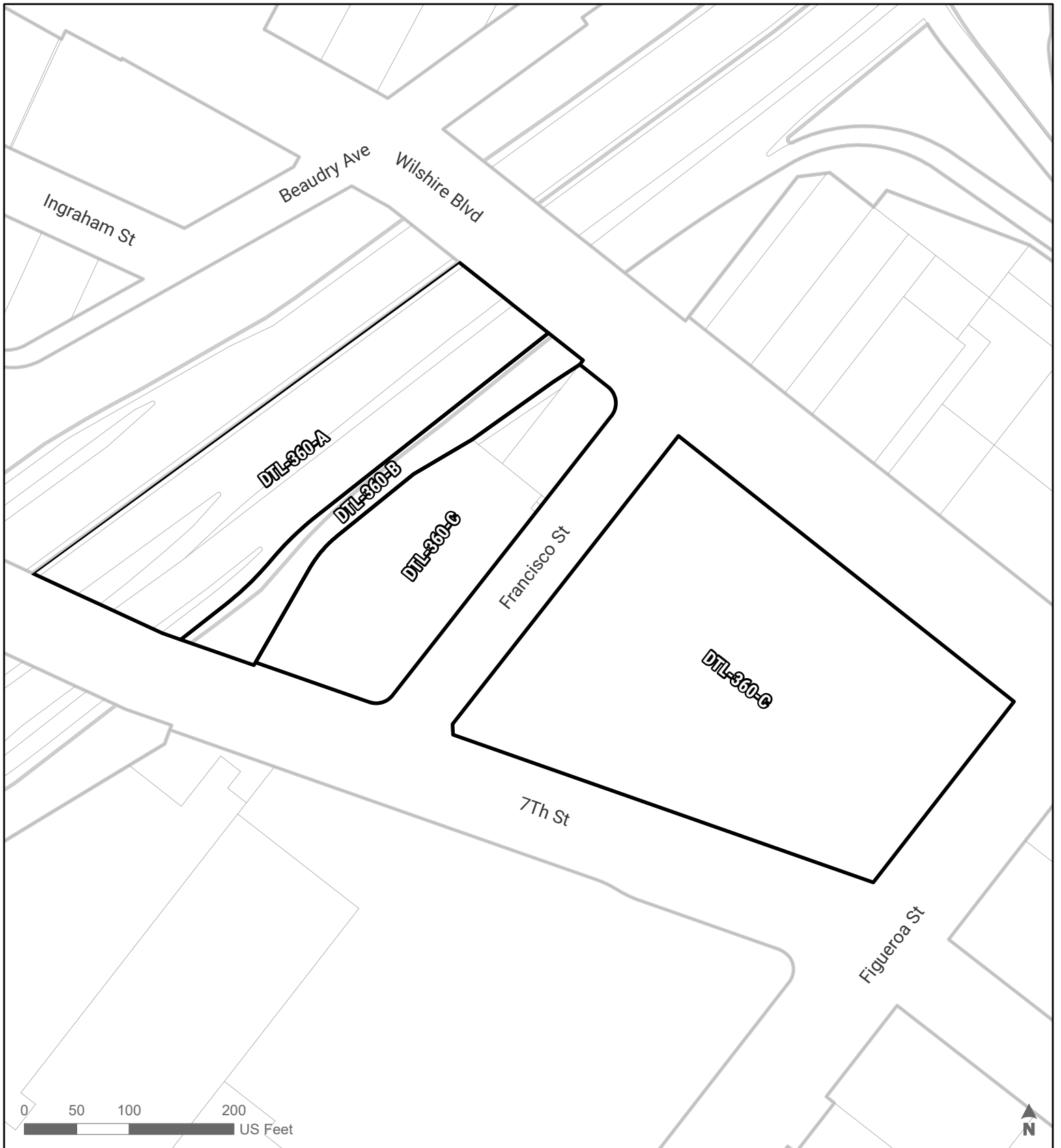
DTL-350-A, DTL-350-B, DTL-350-C, DTL-350-D, DTL-400-E, DTL-1100-C, DTL-1100-D

Section:

350

CPC-1994-0213-CPU

**Downtown
Community Plan Area**



GPLU MAP AMENDMENTS

SUBAREAS

DTL-360-A, DTL-360-B, DTL-360-C

Section:

360

CPC-1994-0213-CPU

**Downtown
Community Plan Area**




GPLU MAP AMENDMENTS
SUBAREAS
DTL-370-A

Section:
370

CPC-1994-0213-CPU

**Downtown
Community Plan Area**

 Building Line Removal



GPLU MAP AMENDMENTS
SUBAREAS
 DTL-380-A, DTL-380-B

Section:
380

CPC-1994-0213-CPU

**Downtown
 Community Plan Area**



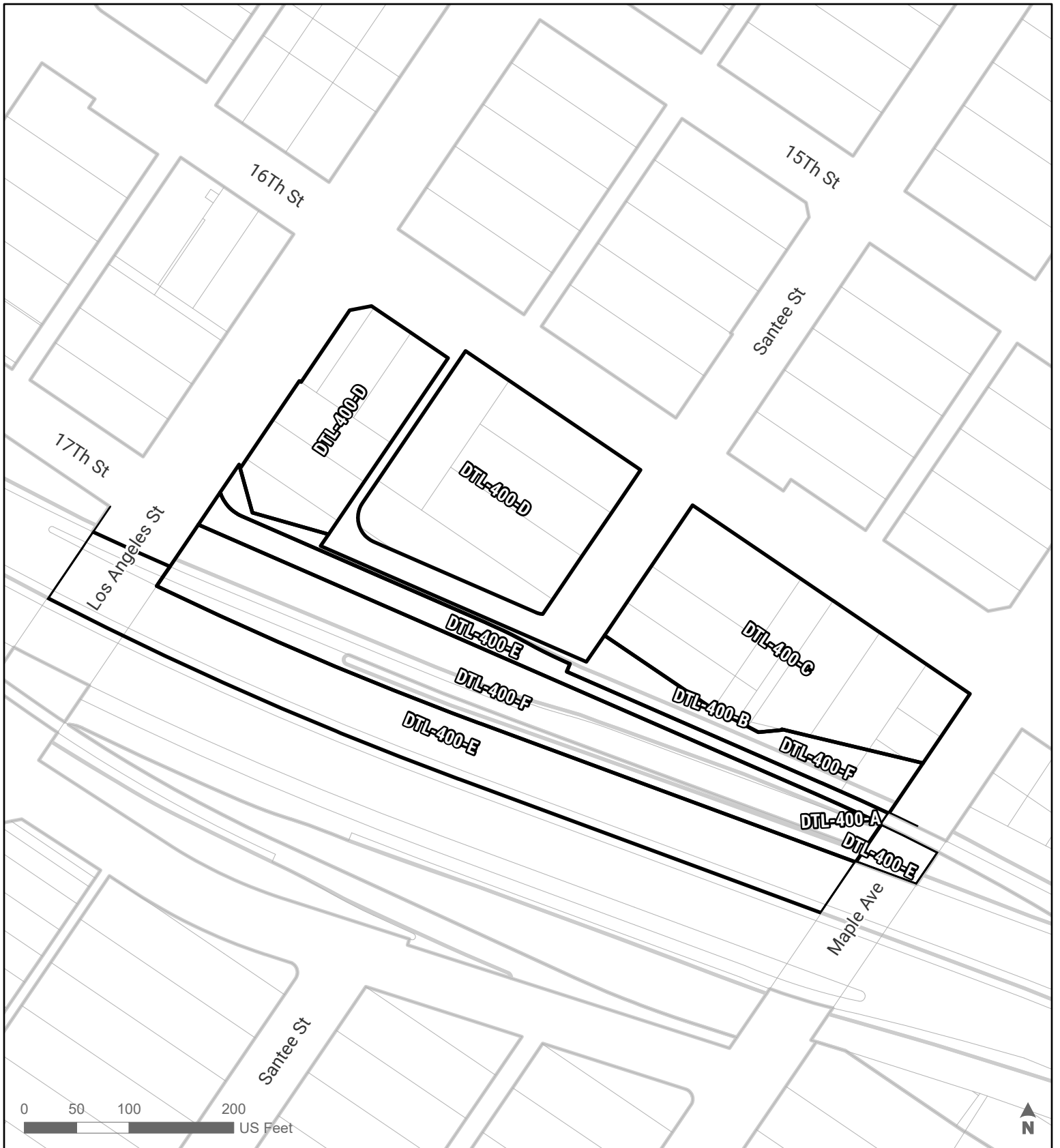
GPLU MAP AMENDMENTS
SUBAREAS
 DTL-390-A, DTL-390-B

Section:

390

CPC-1994-0213-CPU

**Downtown
 Community Plan Area**



GPLU MAP AMENDMENTS

SUBAREAS

DTL-400-A, DTL-350-B, DTL-350-D, DTL-400-B, DTL-400-C, DTL-400-D, DTL-400-E, DTL-400-F, DTL-840-B

Section:

400

CPC-1994-0213-CPU

**Downtown
Community Plan Area**

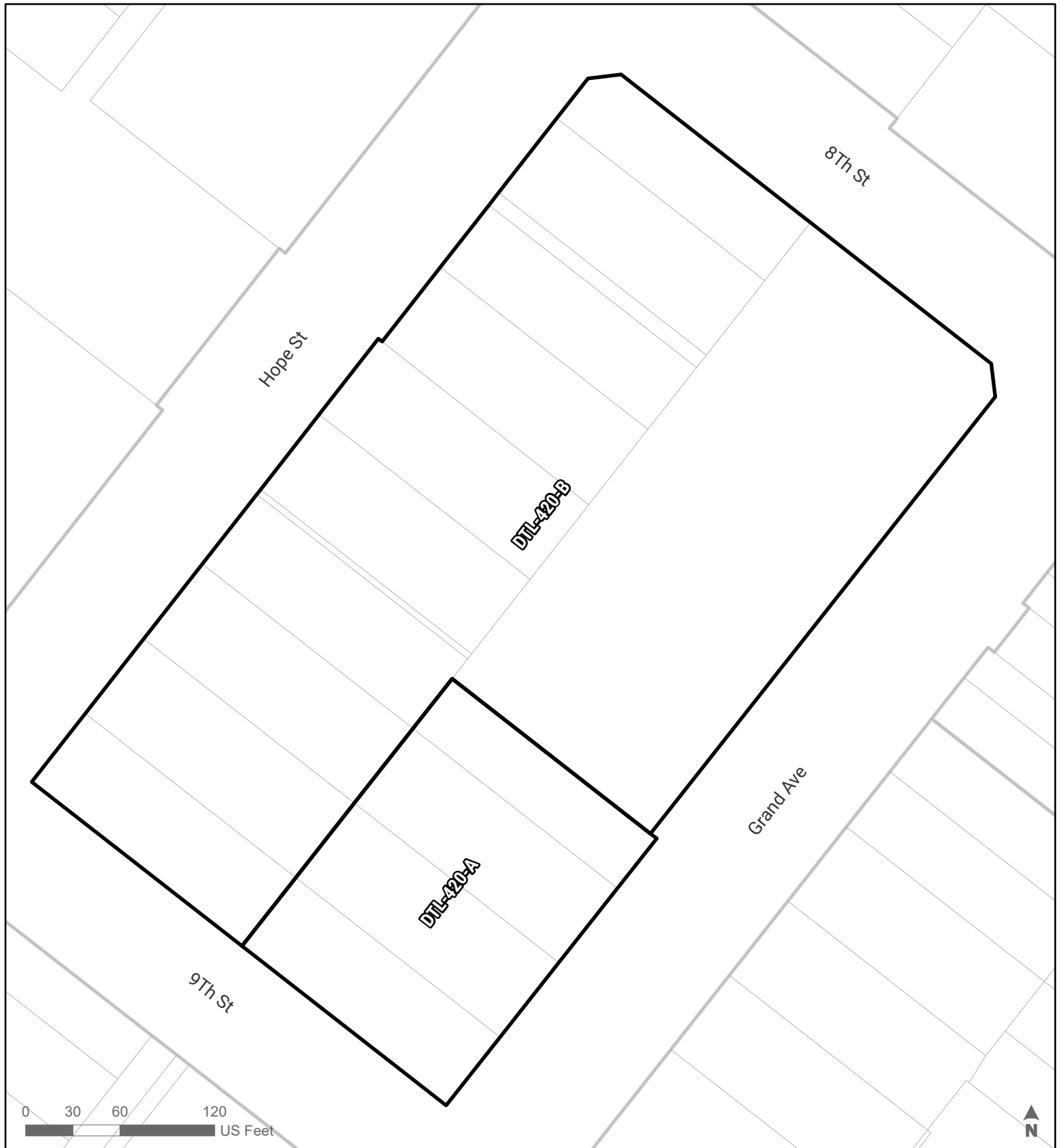


GPLU MAP AMENDMENTS
SUBAREAS
 DTL-410-A

Section:
410

CPC-1994-0213-CPU

**Downtown
 Community Plan Area**



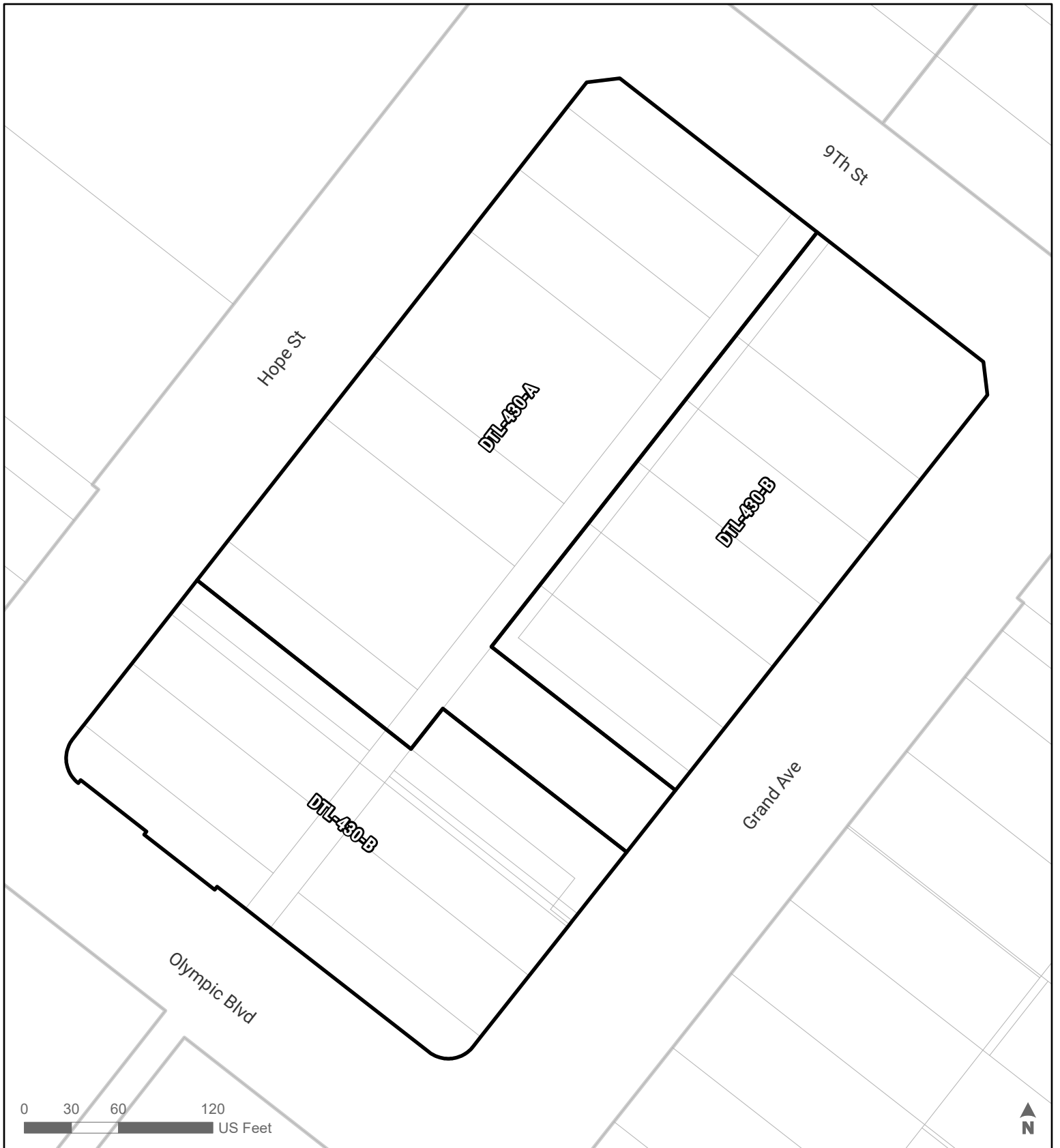
GPLU MAP AMENDMENTS
SUBAREAS
DTL-420-A, DTL-420-B

Section:

420

CPC-1994-0213-CPU

**Downtown
Community Plan Area**



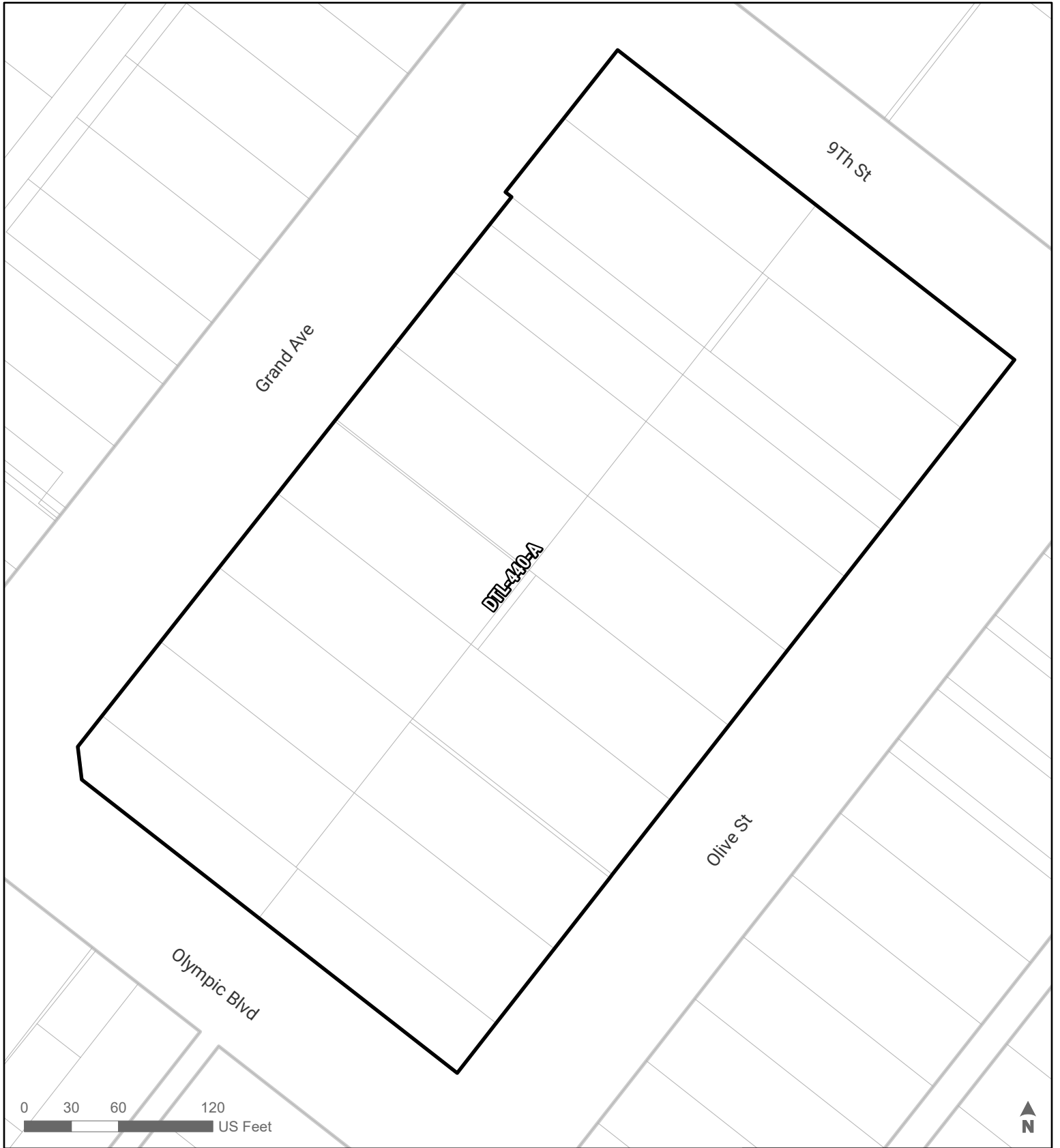
GPLU MAP AMENDMENTS
SUBAREAS
DTL-430-A, DTL-430-B

Section:

430

CPC-1994-0213-CPU

**Downtown
Community Plan Area**



GPLU MAP AMENDMENTS
SUBAREAS
DTL-440-A

Section:

440

CPC-1994-0213-CPU


**Downtown
Community Plan Area**



GPLU MAP AMENDMENTS

SUBAREAS

DTL-450-A

 Building Line Removal

Section:

450

CPC-1994-0213-CPU

**Downtown
Community Plan Area**




GPLU MAP AMENDMENTS
SUBAREAS
 DTL-460-A, DTL-460-B

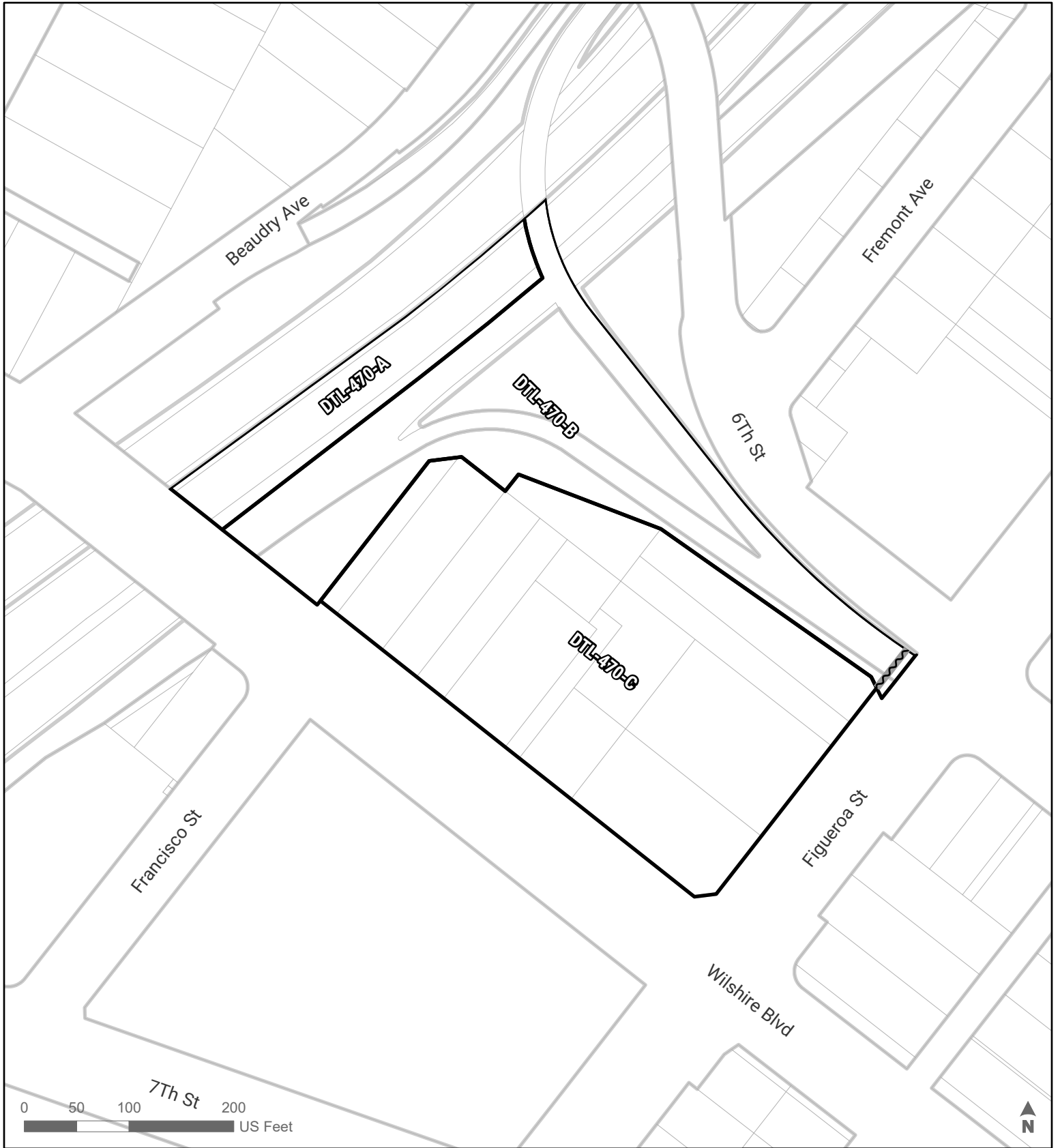
Section:

460

CPC-1994-0213-CPU

**Downtown
 Community Plan Area**

 Building Line Removal



GPLU MAP AMENDMENTS

SUBAREAS


DTL-470-A, DTL-470-B, DTL-470-C, DTL-530-A, DTL-530-B

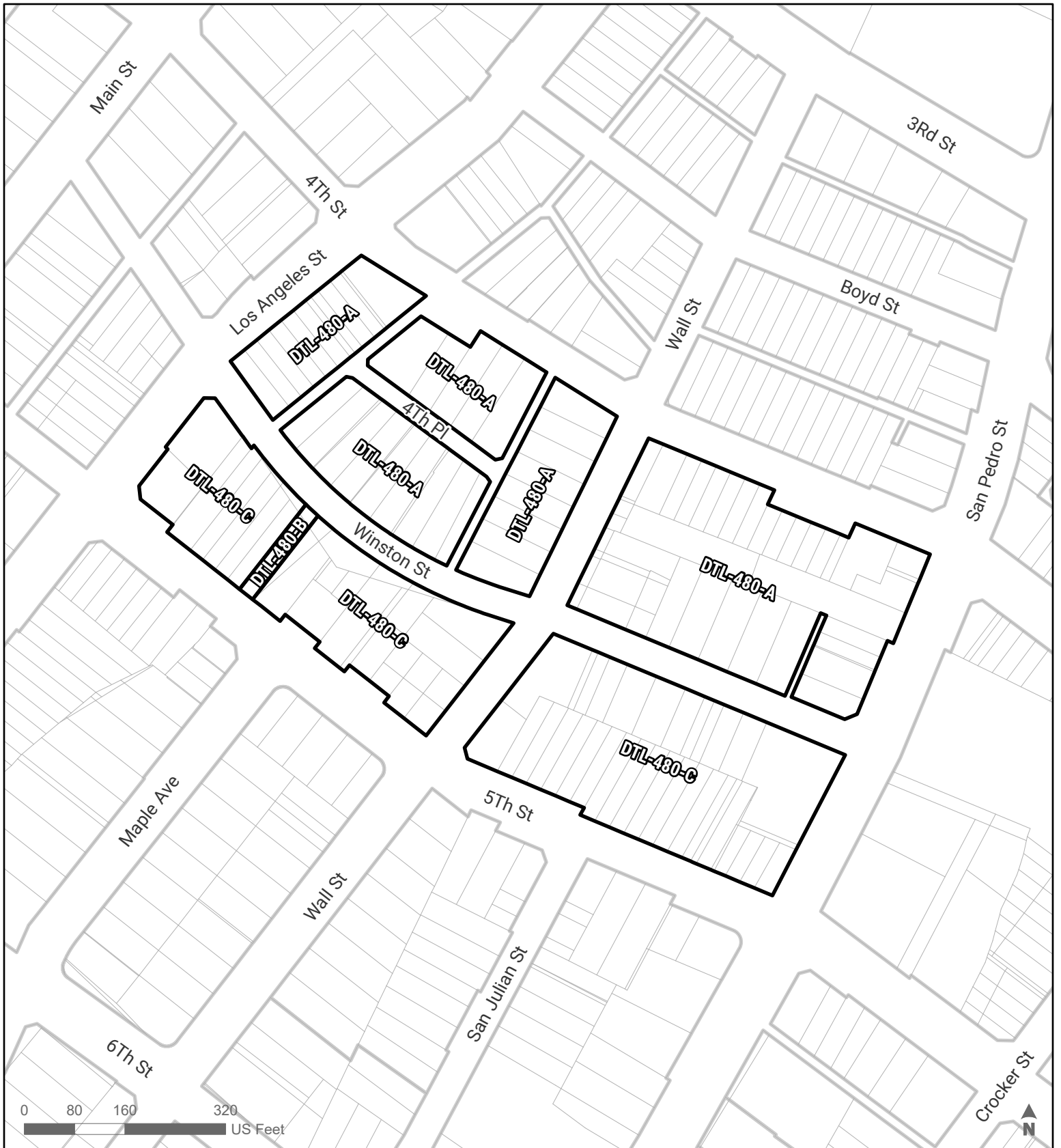
Section:

470

CPC-1994-0213-CPU

**Downtown
Community Plan Area**

 Building Line Removal



GPLU MAP AMENDMENTS

SUBAREAS

DTL-480-A, DTL-480-B, DTL-480-C

Section:

480

CPC-1994-0213-CPU

**Downtown
Community Plan Area**



GPLU MAP AMENDMENTS

SUBAREAS

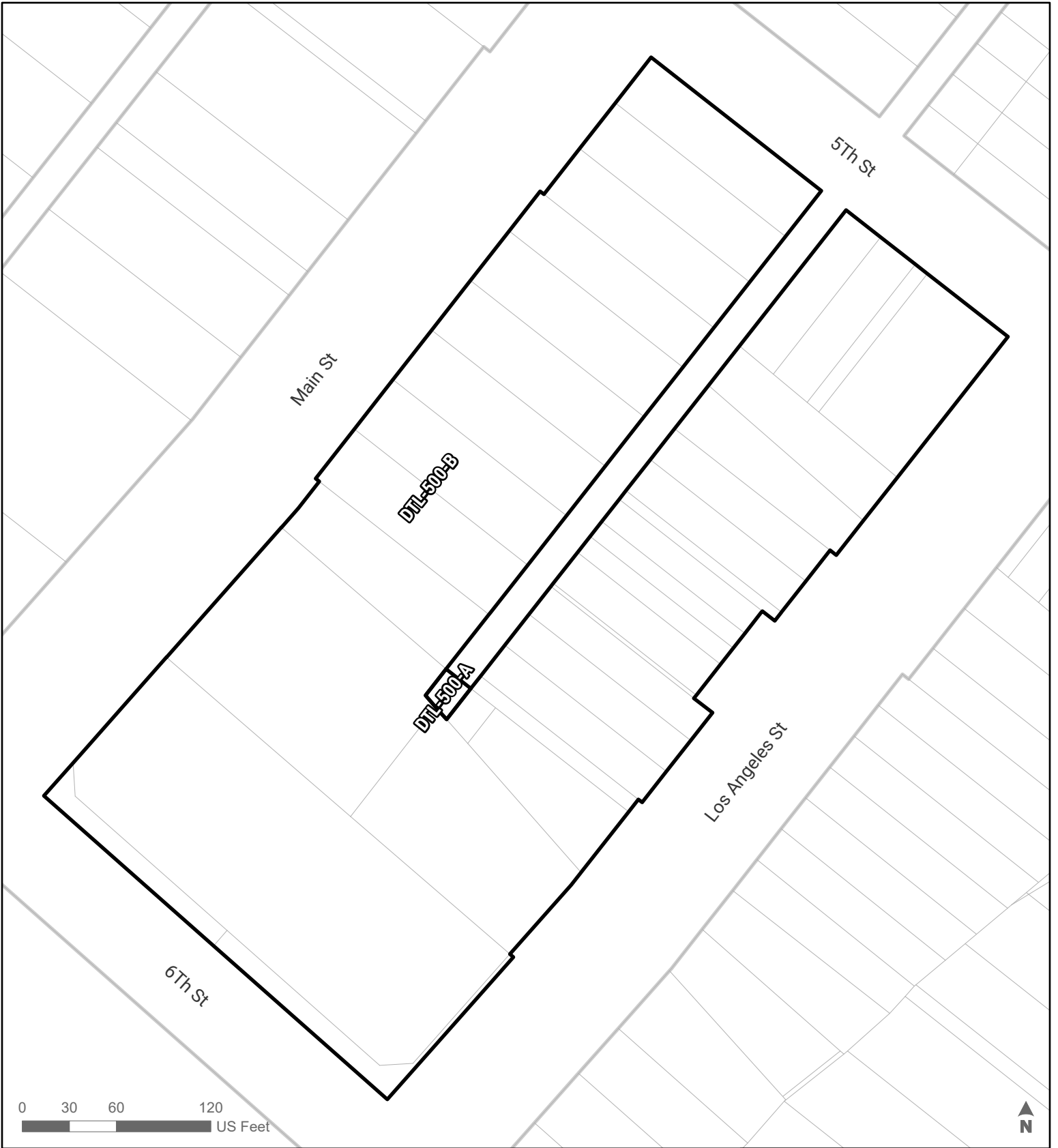
DTL-490-A, DTL-490-B, DTL-490-C, DTL-490-D

Section:

490

CPC-1994-0213-CPU

**Downtown
Community Plan Area**



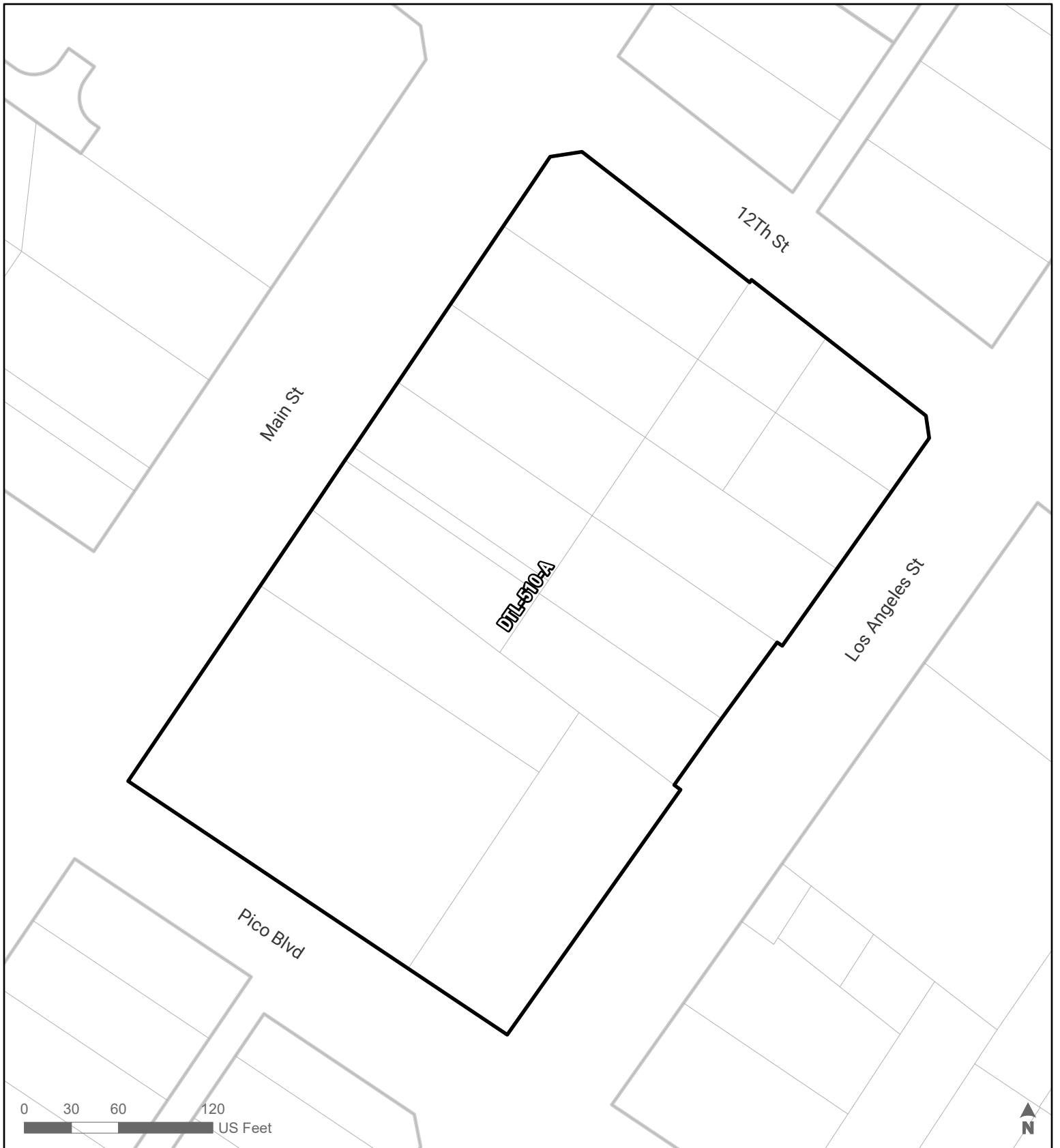
GPLU MAP AMENDMENTS
SUBAREAS
DTL-500-A, DTL-500-B

Section:

500

CPC-1994-0213-CPU

**Downtown
Community Plan Area**



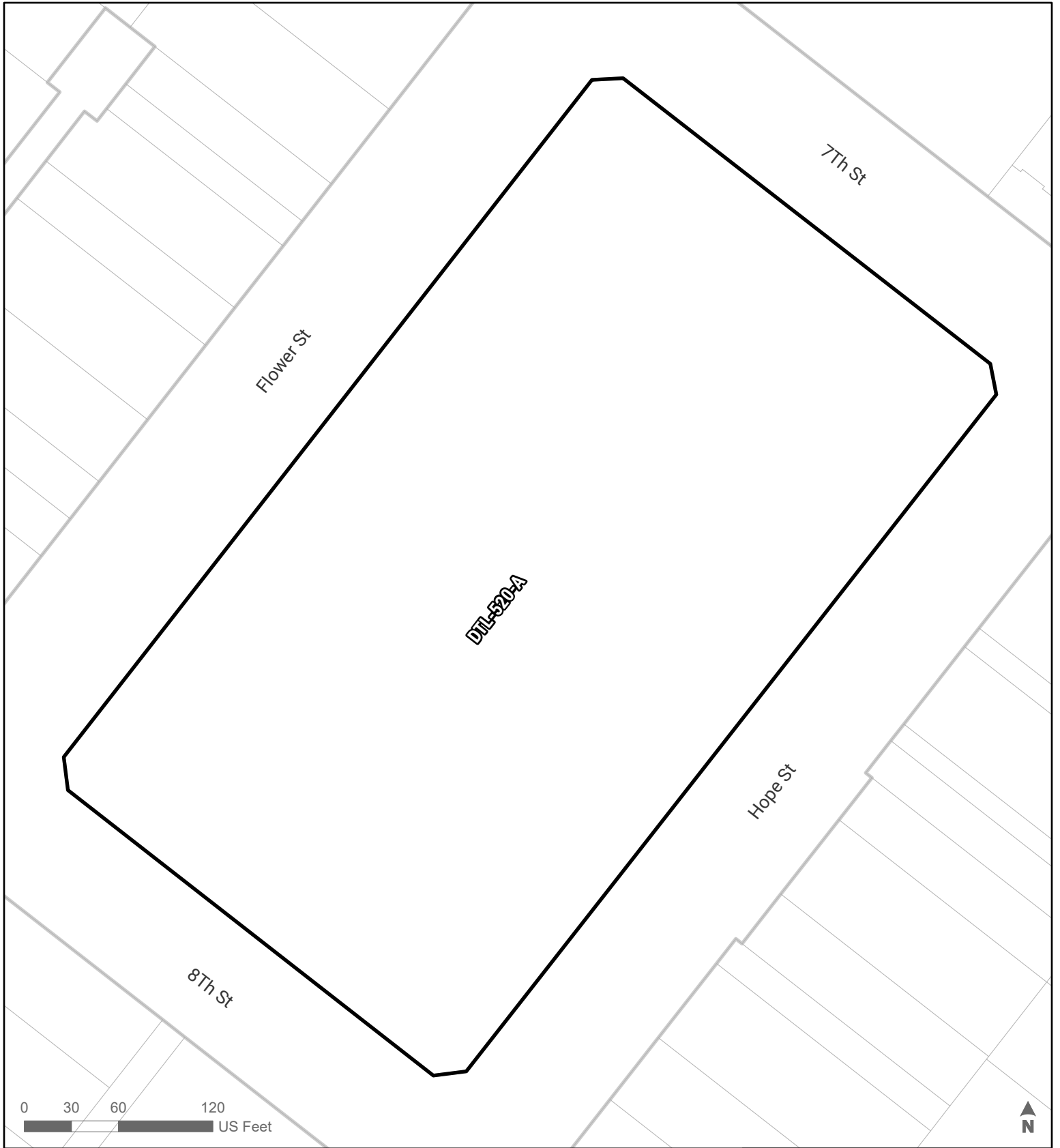
GPLU MAP AMENDMENTS
SUBAREAS
DTL-510-A

Section:

510

CPC-1994-0213-CPU

**Downtown
Community Plan Area**



GPLU MAP AMENDMENTS
SUBAREAS
DTL-520-A

Section:

520

CPC-1994-0213-CPU

**Downtown
Community Plan Area**



GPLU MAP AMENDMENTS

SUBAREAS


DTL-470-B, DTL-530-A, DTL-530-B, DTL-530-C

Section:

530

CPC-1994-0213-CPU

**Downtown
Community Plan Area**

 Building Line Removal



GPLU MAP AMENDMENTS
SUBAREAS
DTL-540-A

Section:

540

CPC-1994-0213-CPU

**Downtown
Community Plan Area**



GPLU MAP AMENDMENTS
SUBAREAS
DTL-550-A

Section:

550

CPC-1994-0213-CPU

**Downtown
Community Plan Area**



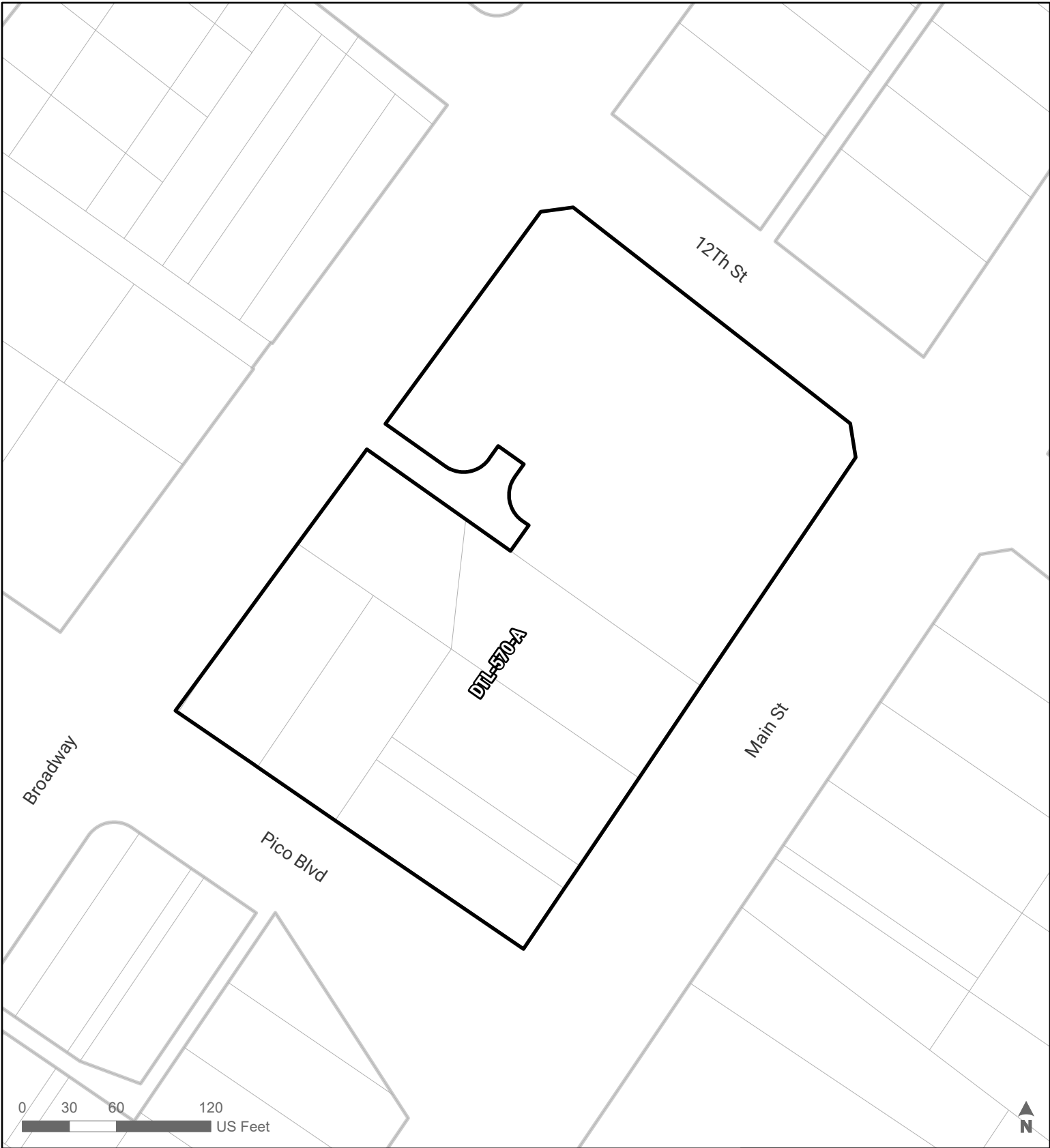
GPLU MAP AMENDMENTS
SUBAREAS
 DTL-560-A

Section:

560

CPC-1994-0213-CPU

**Downtown
 Community Plan Area**



GPLU MAP AMENDMENTS
SUBAREAS
DTL-570-A

Section:

570

CPC-1994-0213-CPU

**Downtown
Community Plan Area**



GPLU MAP AMENDMENTS
SUBAREAS
DTL-580-A

Section:

580

CPC-1994-0213-CPU

**Downtown
Community Plan Area**




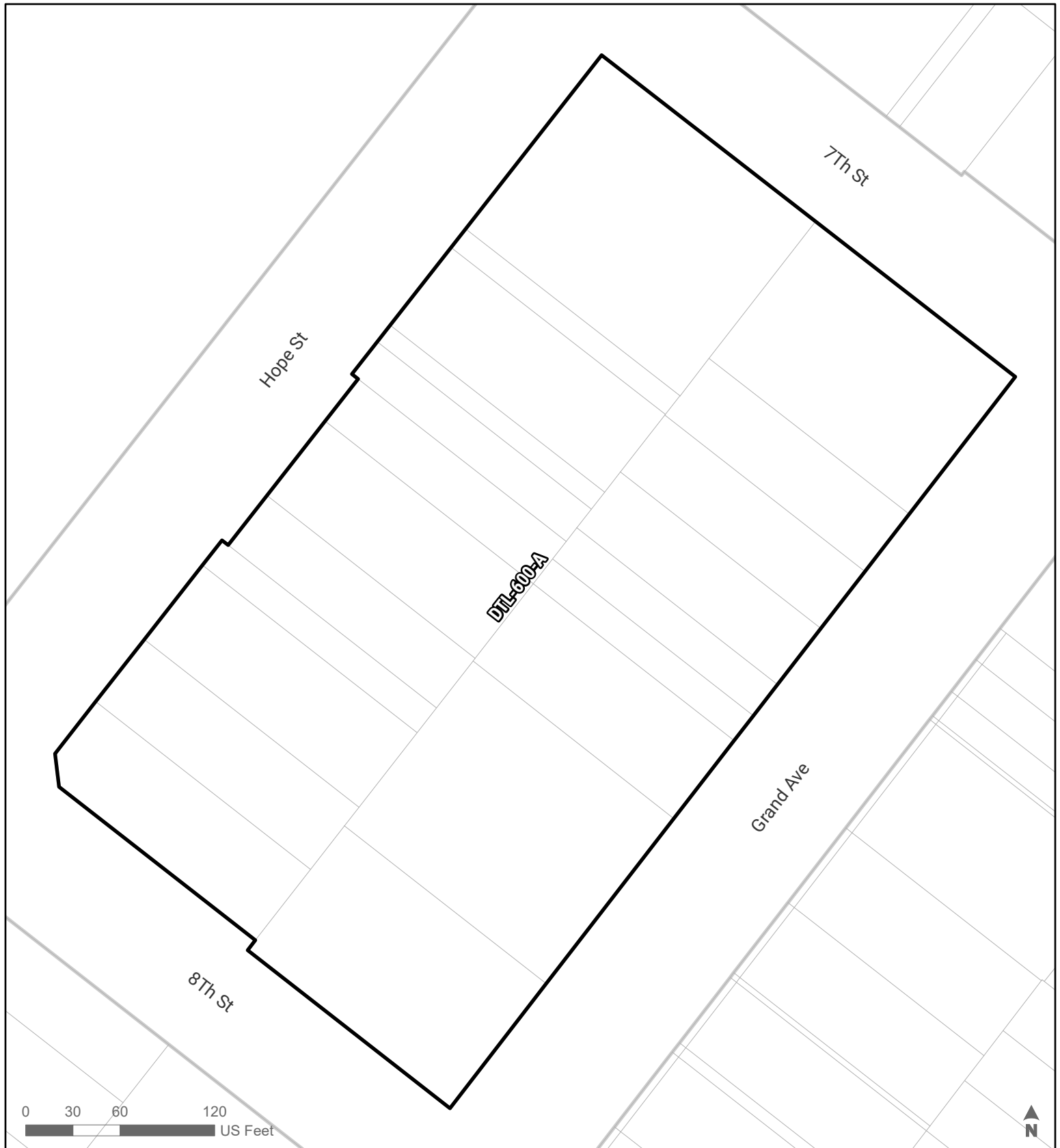
GPLU MAP AMENDMENTS
SUBAREAS
 DTL-590-A, DTL-590-B

Section:
590

CPC-1994-0213-CPU

**Downtown
 Community Plan Area**

 Building Line Removal



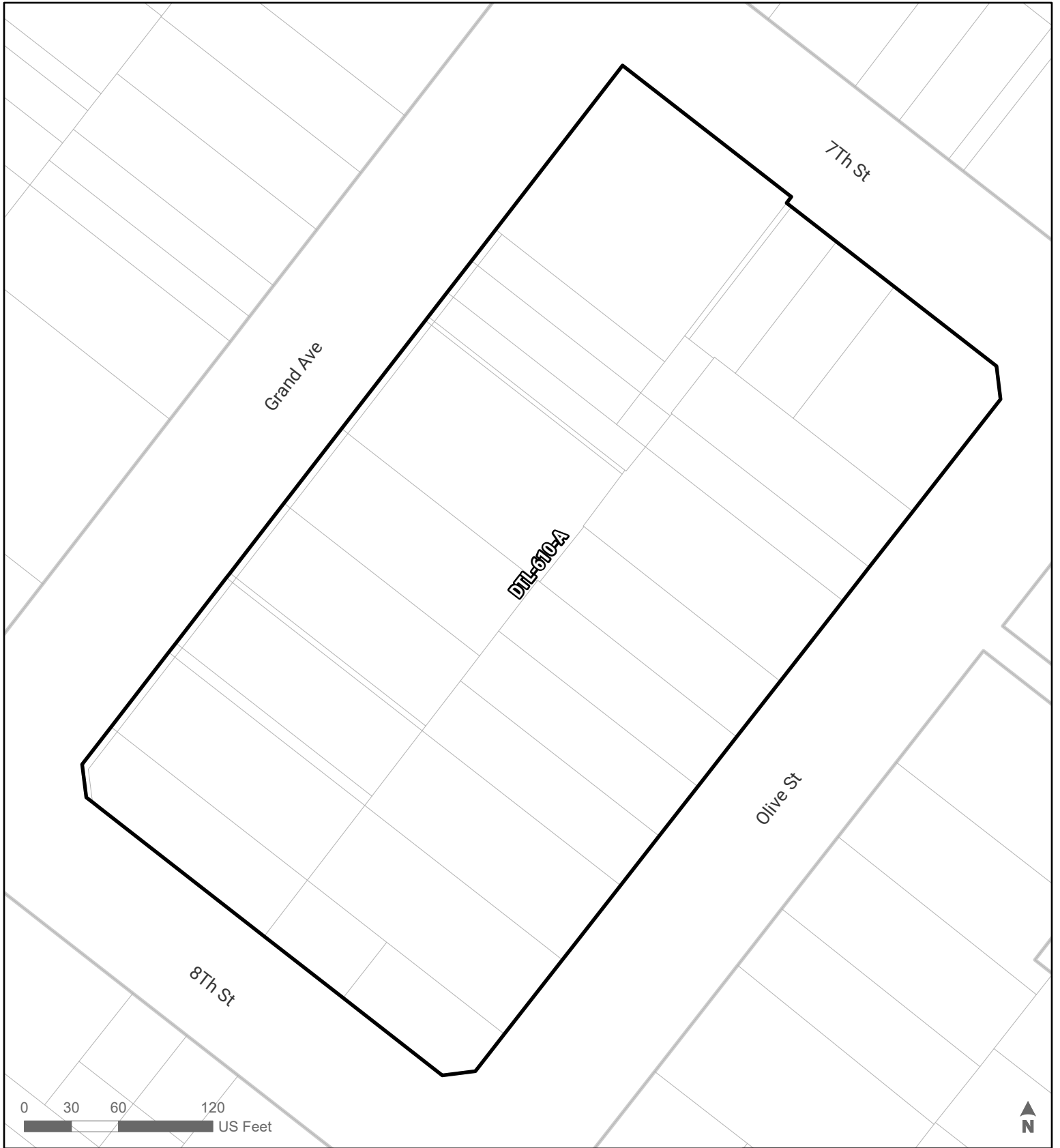
GPLU MAP AMENDMENTS
SUBAREAS
DTL-600-A

Section:

600

CPC-1994-0213-CPU

**Downtown
Community Plan Area**



GPLU MAP AMENDMENTS
SUBAREAS
DTL-610-A

Section:

610

CPC-1994-0213-CPU

**Downtown
Community Plan Area**



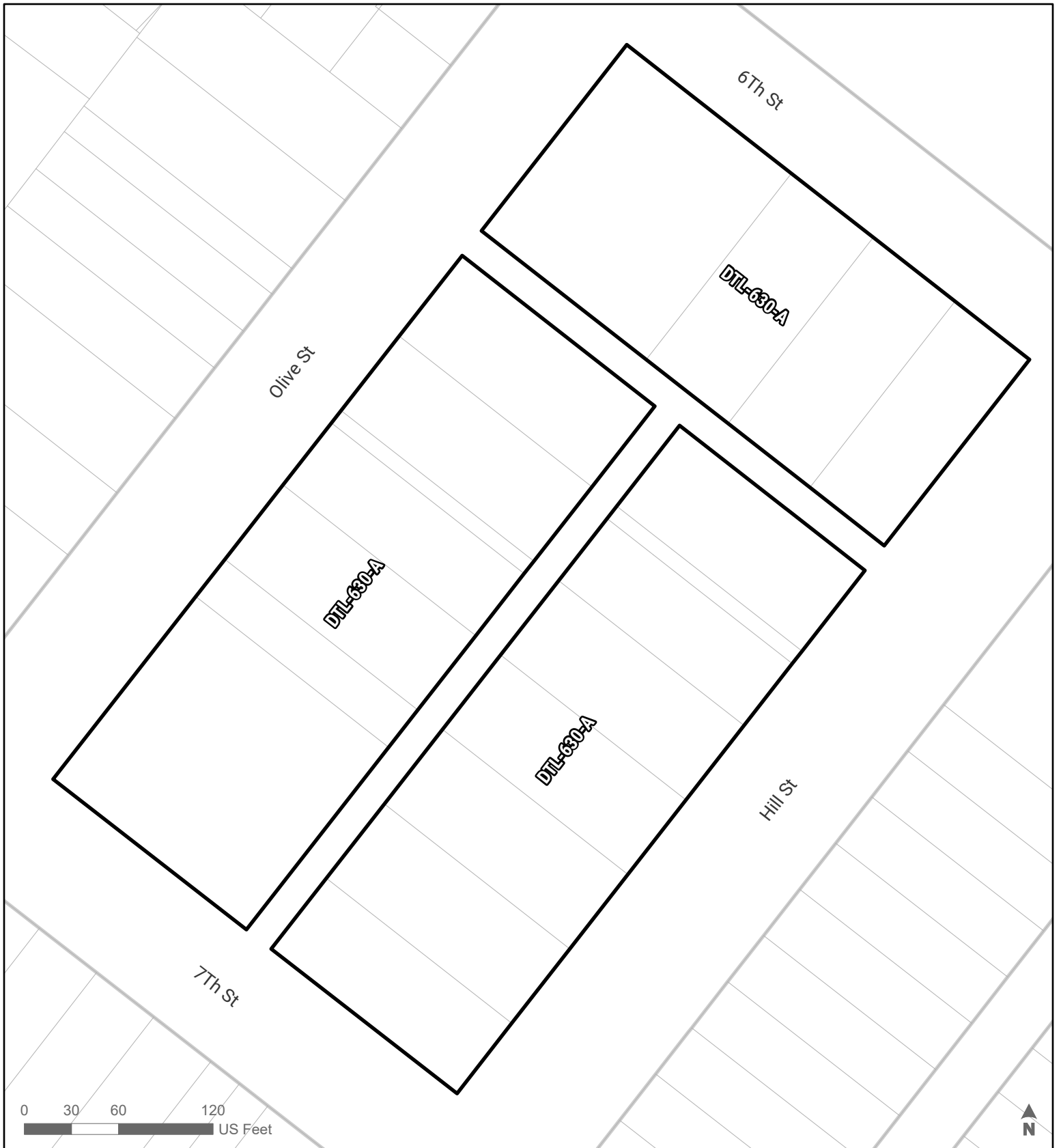
GPLU MAP AMENDMENTS
SUBAREAS
DTL-620-A

Section:

620

CPC-1994-0213-CPU

**Downtown
Community Plan Area**



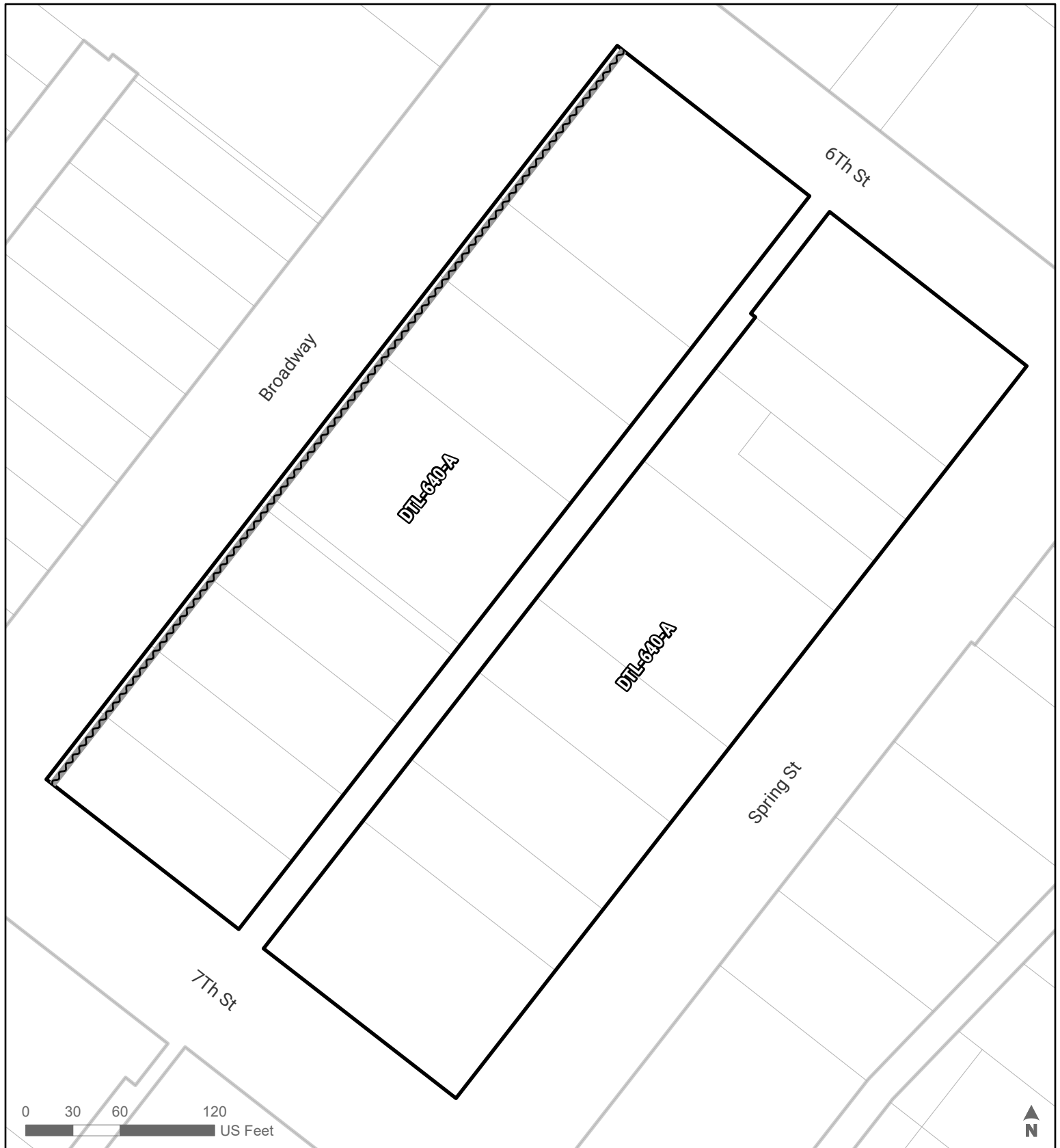
GPLU MAP AMENDMENTS
SUBAREAS
 DTL-630-A

Section:

630

CPC-1994-0213-CPU

**Downtown
 Community Plan Area**




GPLU MAP AMENDMENTS
SUBAREAS
 DTL-640-A

Section:

640

CPC-1994-0213-CPU

**Downtown
 Community Plan Area**

 Building Line Removal




GPLU MAP AMENDMENTS
SUBAREAS
 DTL-650-A, DTL-650-B

Section:

650

CPC-1994-0213-CPU

**Downtown
 Community Plan Area**

 Building Line Removal



GPLU MAP AMENDMENTS

SUBAREAS

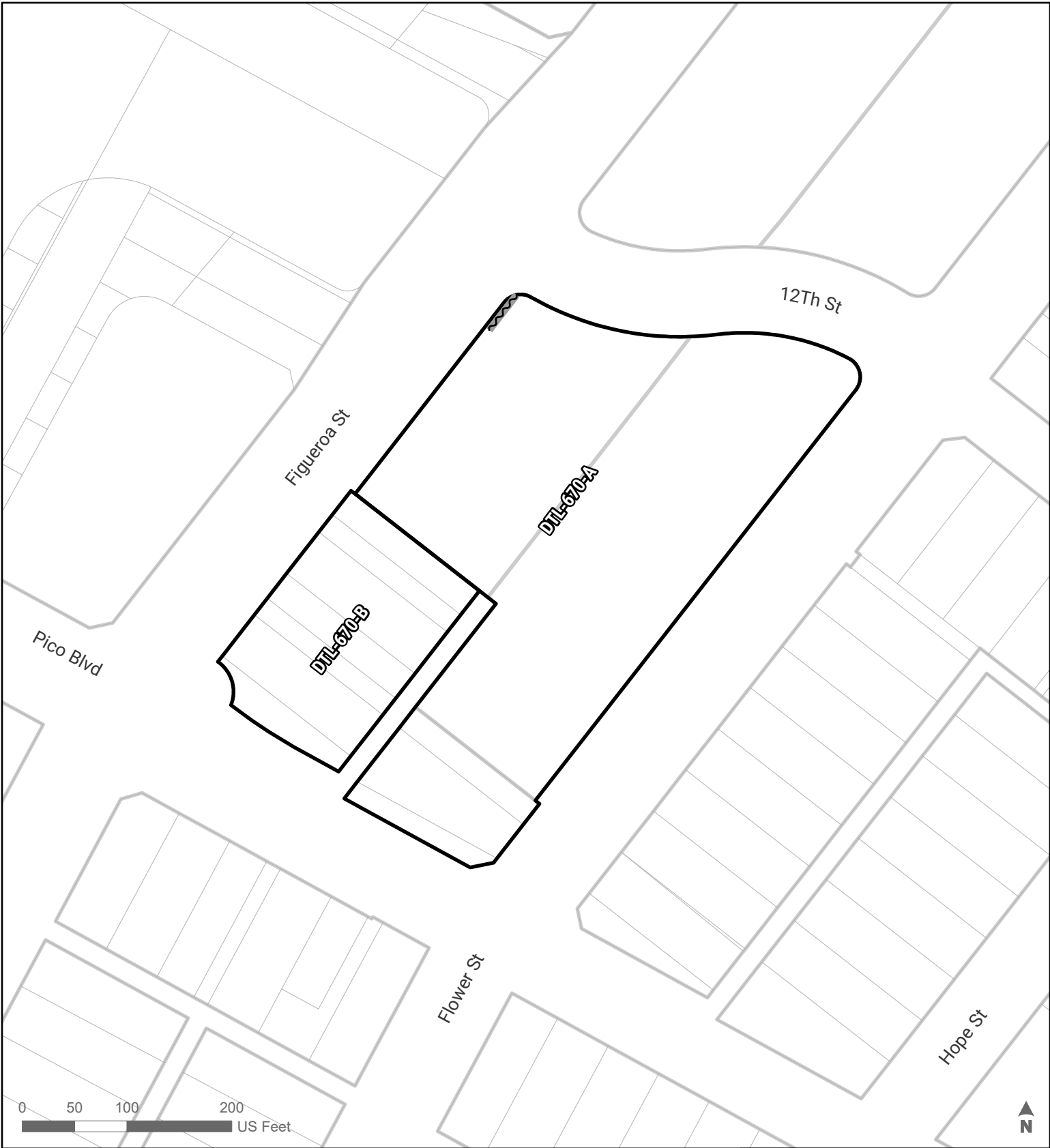
DTL-660-A, DTL-660-B, DTL-660-C, DTL-660-D, DTL-660-E, DTL-770-C

Section:

660

CPC-1994-0213-CPU

**Downtown
Community Plan Area**




GPLU MAP AMENDMENTS
SUBAREAS
 DTL-670-A, DTL-670-B

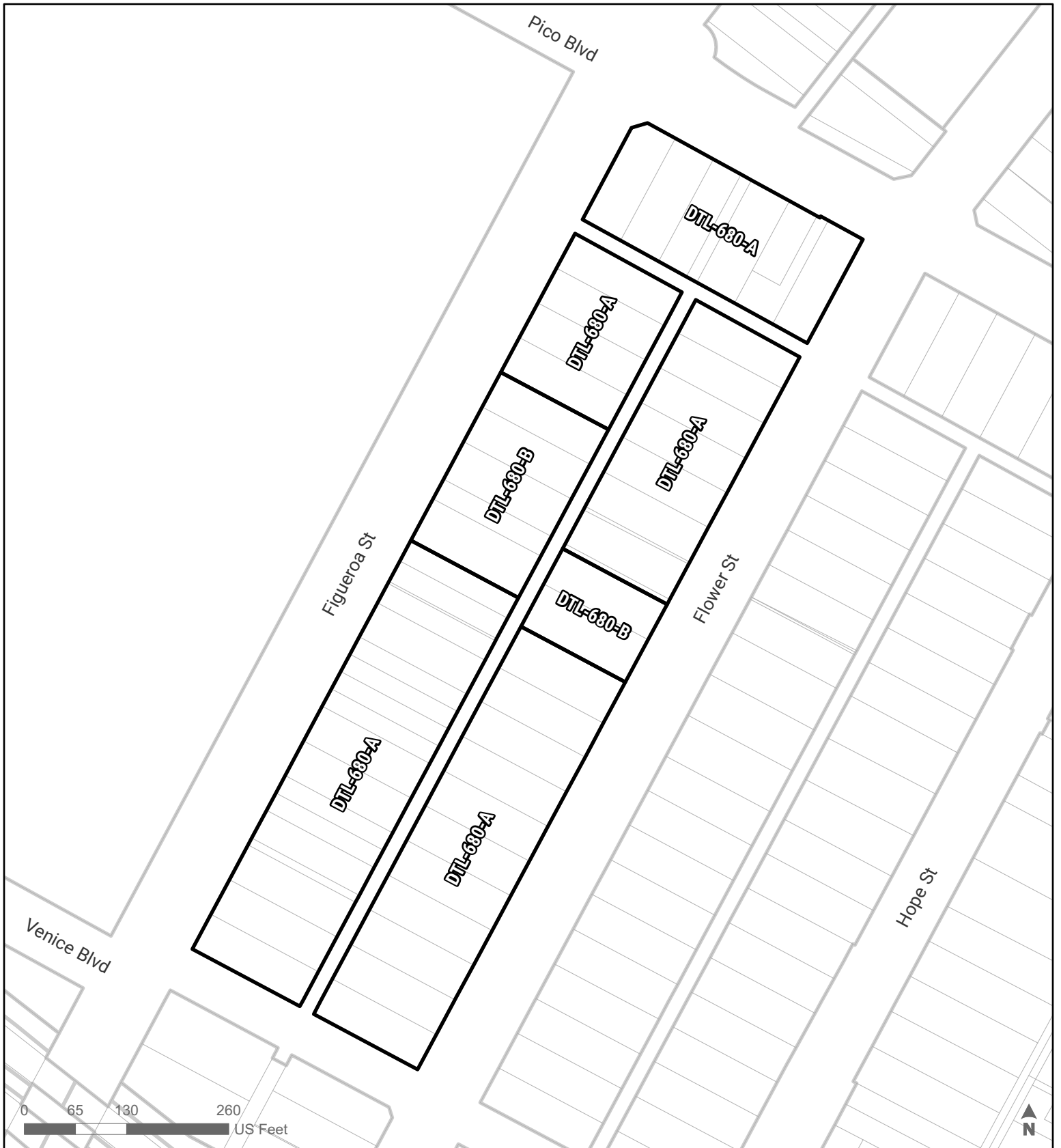
Section:

670

CPC-1994-0213-CPU

**Downtown
 Community Plan Area**

 Building Line Removal



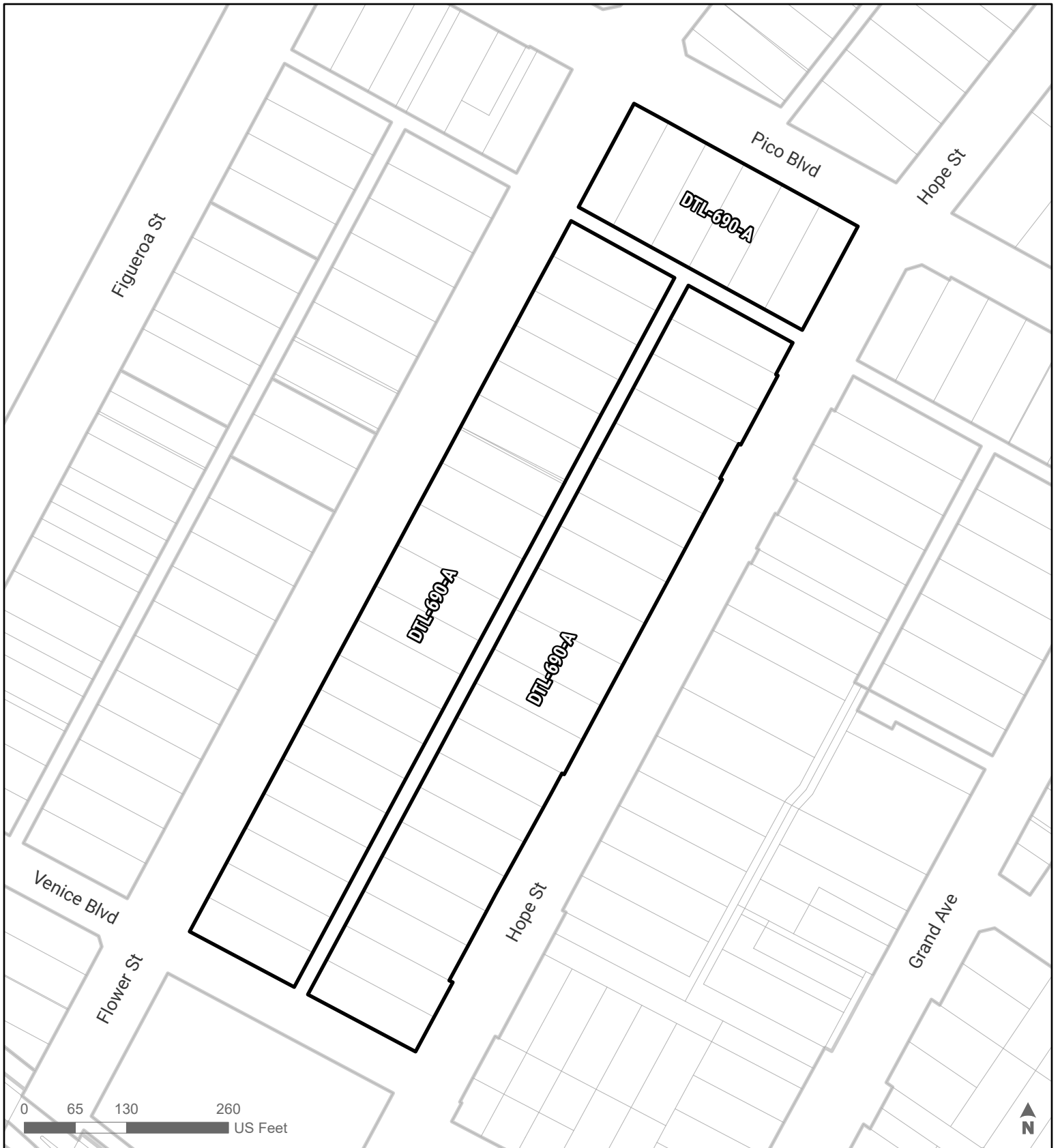
GPLU MAP AMENDMENTS
SUBAREAS
 DTL-680-A, DTL-680-B

Section:

680

CPC-1994-0213-CPU

**Downtown
 Community Plan Area**



GPLU MAP AMENDMENTS
SUBAREAS
DTL-690-A

Section:

690

CPC-1994-0213-CPU

**Downtown
Community Plan Area**



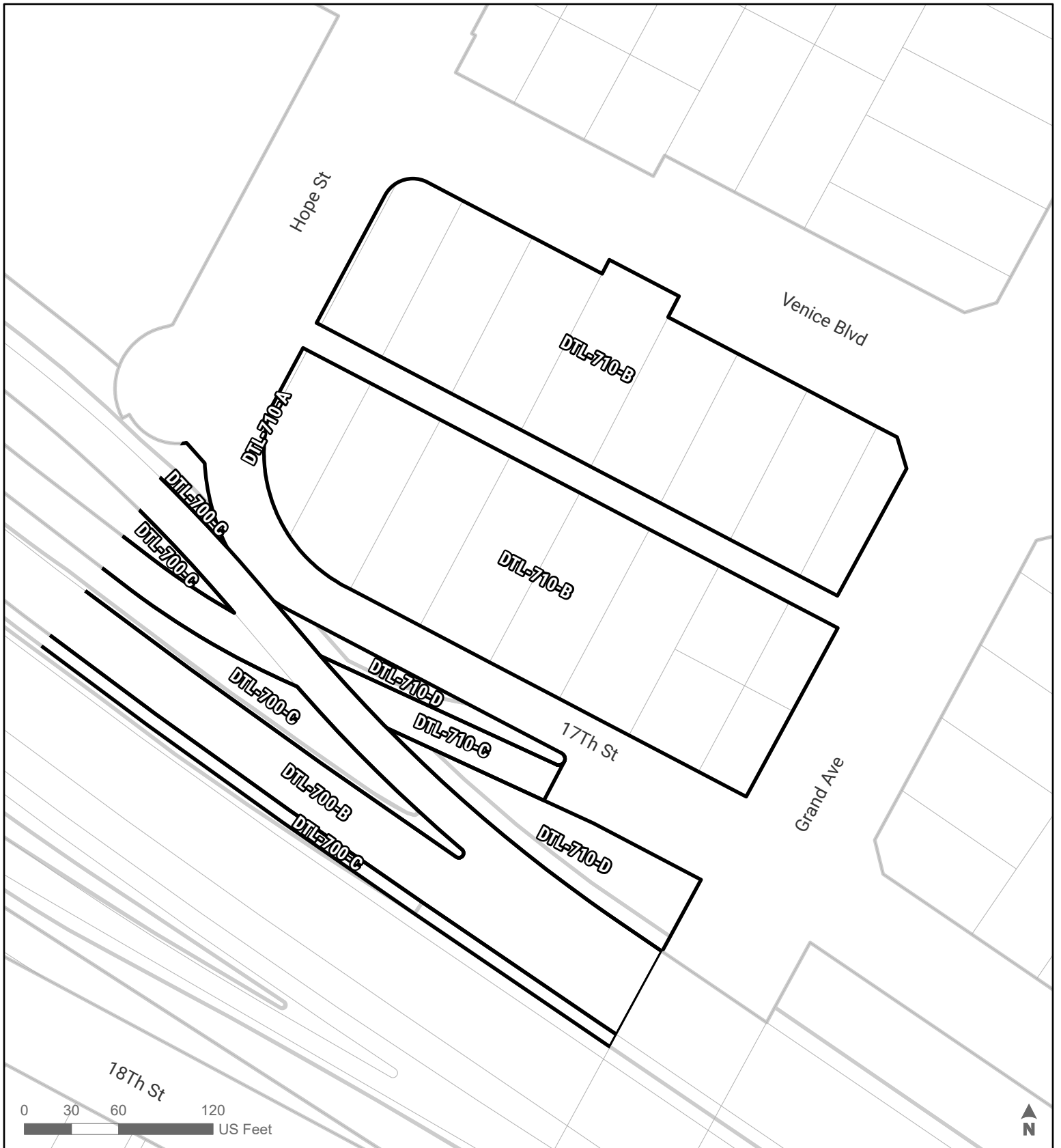
GPLU MAP AMENDMENTS
SUBAREAS
 DTL-700-A, DTL-700-B, DTL-700-C

Section:

700

CPC-1994-0213-CPU

**Downtown
 Community Plan Area**



GPLU MAP AMENDMENTS

SUBAREAS

DTL-700-B, DTL-700-C, DTL-710-A, DTL-710-B, DTL-710-C, DTL-710-D

Section:

710

CPC-1994-0213-CPU

**Downtown
Community Plan Area**



GPLU MAP AMENDMENTS
SUBAREAS
DTL-720-A

Section:

720

CPC-1994-0213-CPU

**Downtown
Community Plan Area**



GPLU MAP AMENDMENTS
SUBAREAS
 DTL-730-A, DTL-730-B

Section:

730

CPC-1994-0213-CPU

**Downtown
 Community Plan Area**



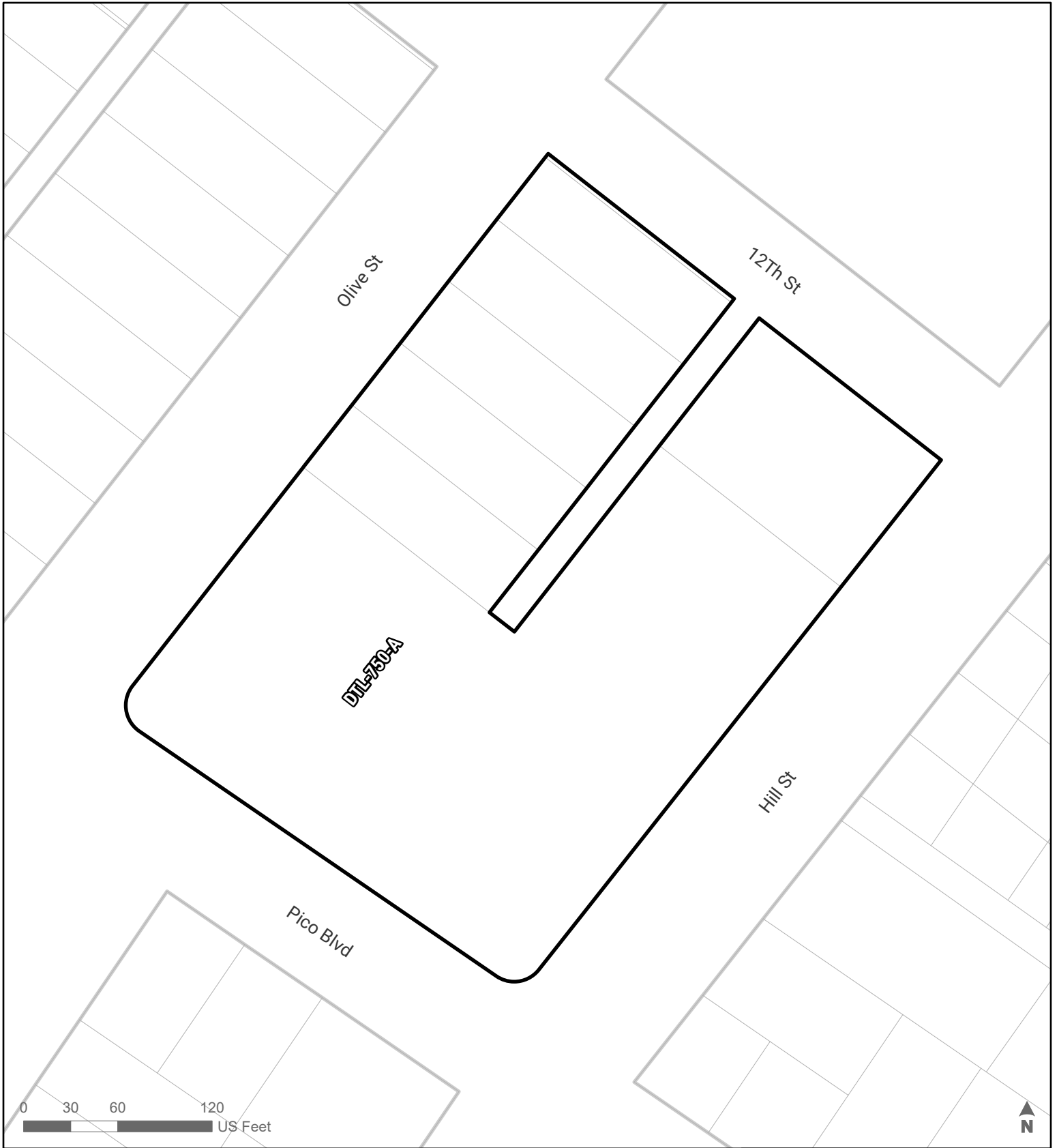
GPLU MAP AMENDMENTS
SUBAREAS
 DTL-740-A

Section:

740

CPC-1994-0213-CPU

Downtown
Community Plan Area



GPLU MAP AMENDMENTS
SUBAREAS
DTL-750-A

Section:

750

CPC-1994-0213-CPU

**Downtown
Community Plan Area**



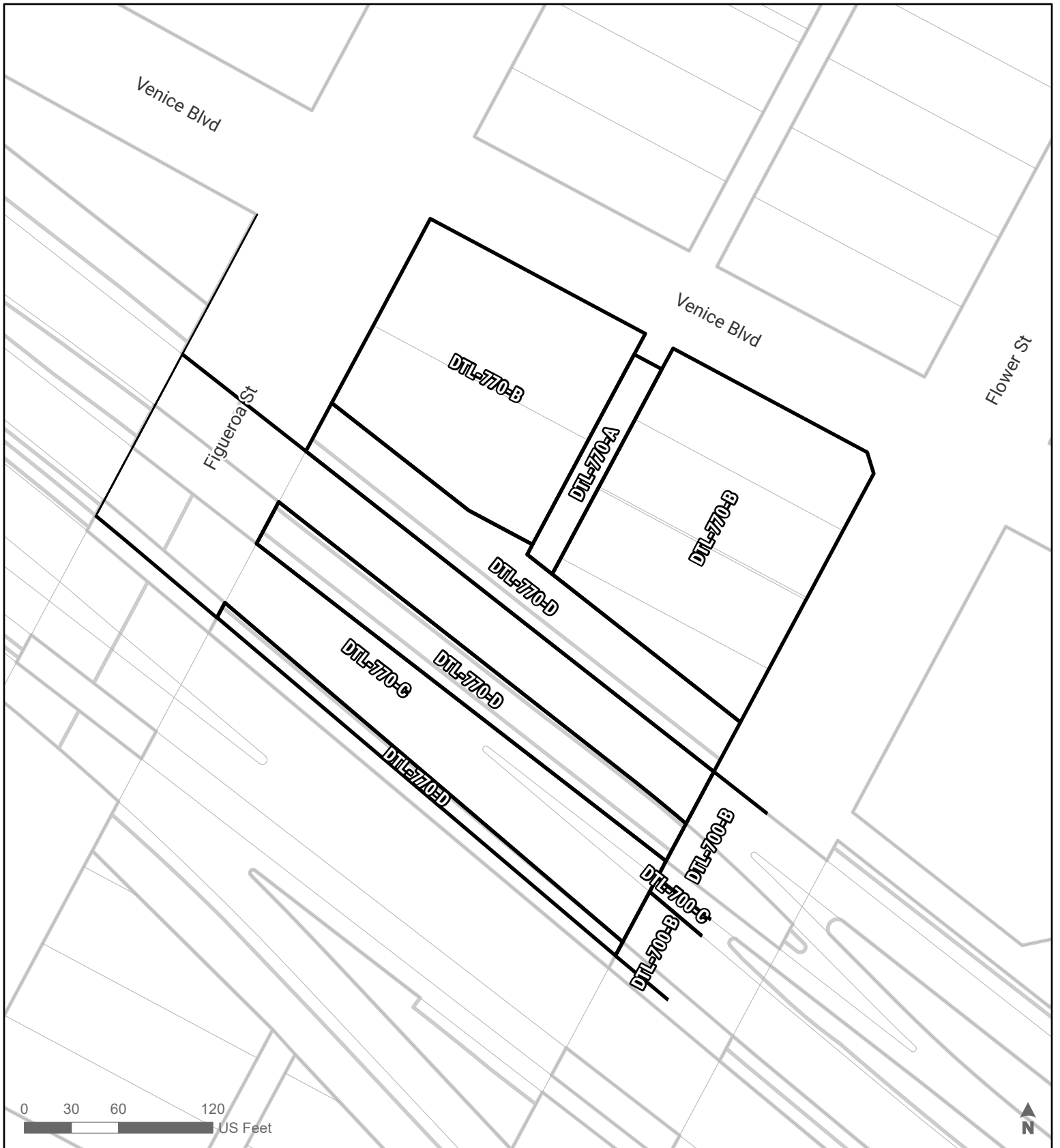
GPLU MAP AMENDMENTS
SUBAREAS
DTL-760-A

Section:

760

CPC-1994-0213-CPU

**Downtown
Community Plan Area**



GPLU MAP AMENDMENTS

SUBAREAS

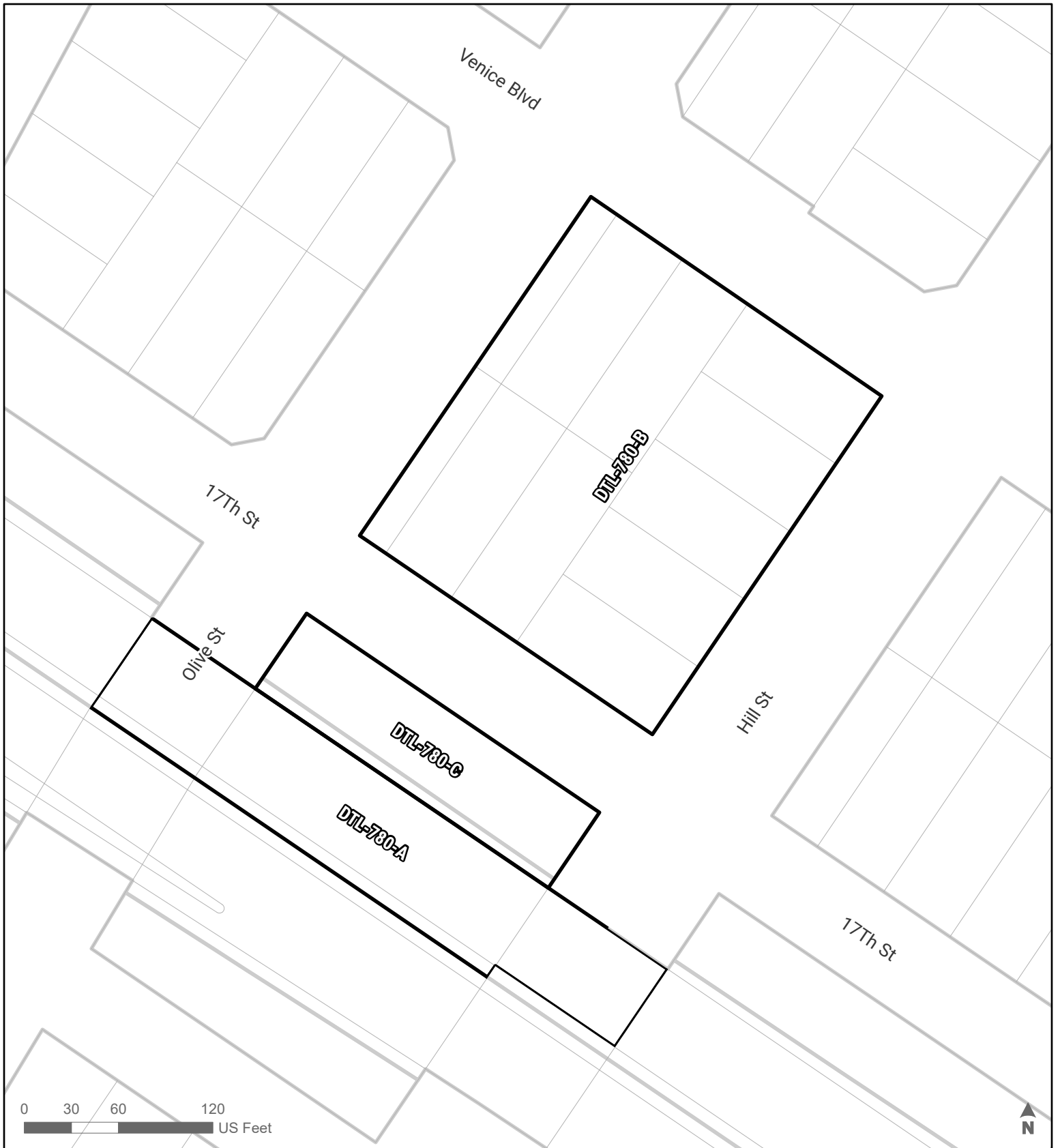
DTL-660-A, DTL-660-C, DTL-660-E, DTL-700-B, DTL-700-C, DTL-770-A, DTL-770-B,
DTL-770-C, DTL-770-D

Section:

770

CPC-1994-0213-CPU

**Downtown
Community Plan Area**



GPLU MAP AMENDMENTS

SUBAREAS

DTL-780-A, DTL-780-B, DTL-780-C, DTL-790-B, DTL-830-B, DTL-830-C

Section:

780

CPC-1994-0213-CPU

**Downtown
Community Plan Area**



GPLU MAP AMENDMENTS

SUBAREAS

DTL-780-A, DTL-790-A, DTL-790-B, DTL-790-C, DTL-800-B

Section:

790

CPC-1994-0213-CPU

**Downtown
Community Plan Area**



GPLU MAP AMENDMENTS

SUBAREAS

DTL-790-B, DTL-800-A, DTL-800-B, DTL-800-C, DTL-840-B

Section:

800

CPC-1994-0213-CPU

**Downtown
Community Plan Area**



GPLU MAP AMENDMENTS
SUBAREAS
 DTL-810-A

Section:

810

CPC-1994-0213-CPU

**Downtown
 Community Plan Area**



GPLU MAP AMENDMENTS
SUBAREAS
 DTL-820-A, DTL-820-B, DTL-820-C

Section:

820

CPC-1994-0213-CPU

**Downtown
 Community Plan Area**



GPLU MAP AMENDMENTS

SUBAREAS

DTL-700-B, DTL-700-C, DTL-780-A, DTL-830-A, DTL-830-B, DTL-830-C

Section:

830

CPC-1994-0213-CPU

**Downtown
Community Plan Area**



GPLU MAP AMENDMENTS

SUBAREAS

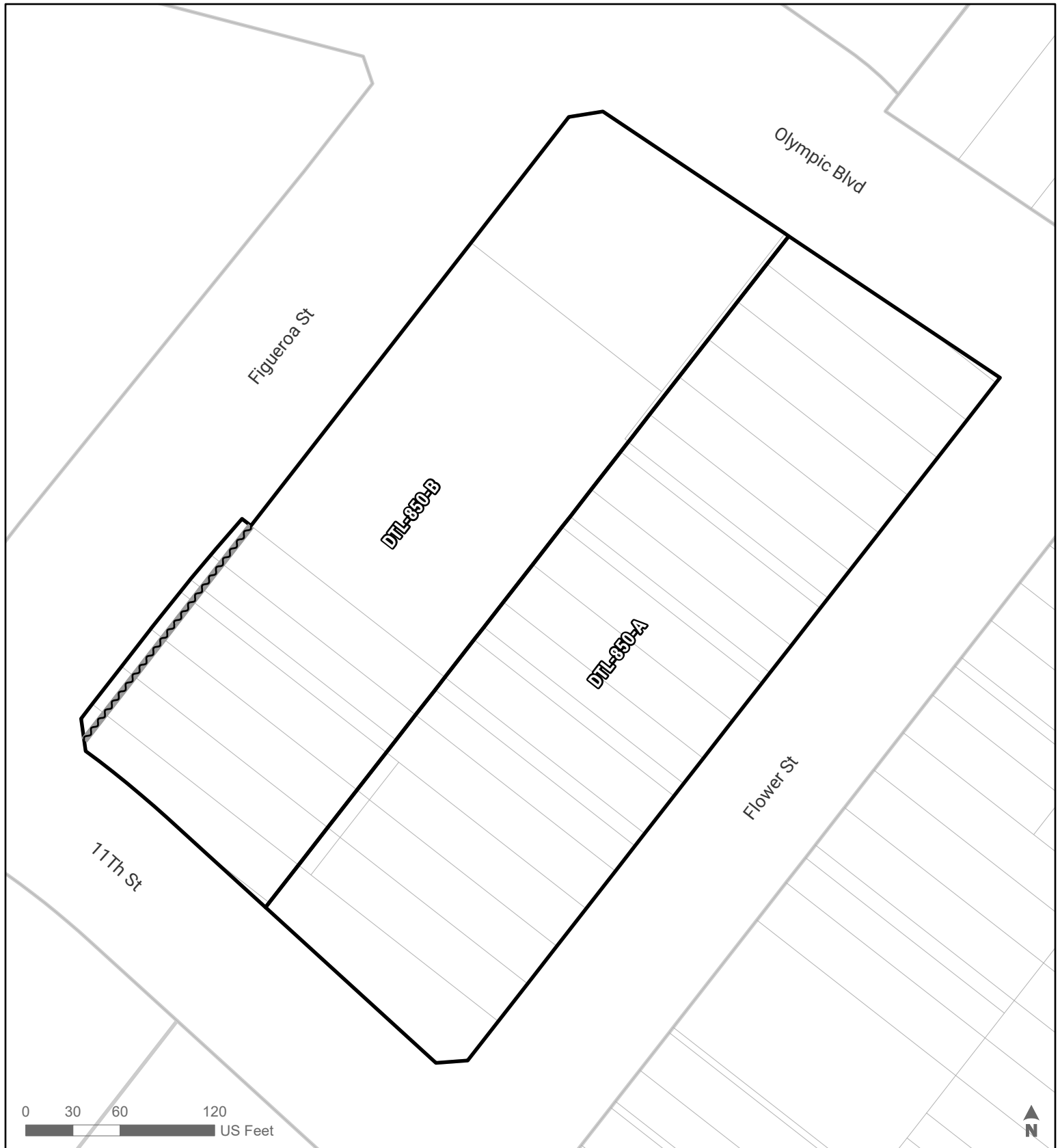
DTL-400-E, DTL-800-B, DTL-840-A, DTL-840-B, DTL-840-C

Section:

840

CPC-1994-0213-CPU

**Downtown
Community Plan Area**




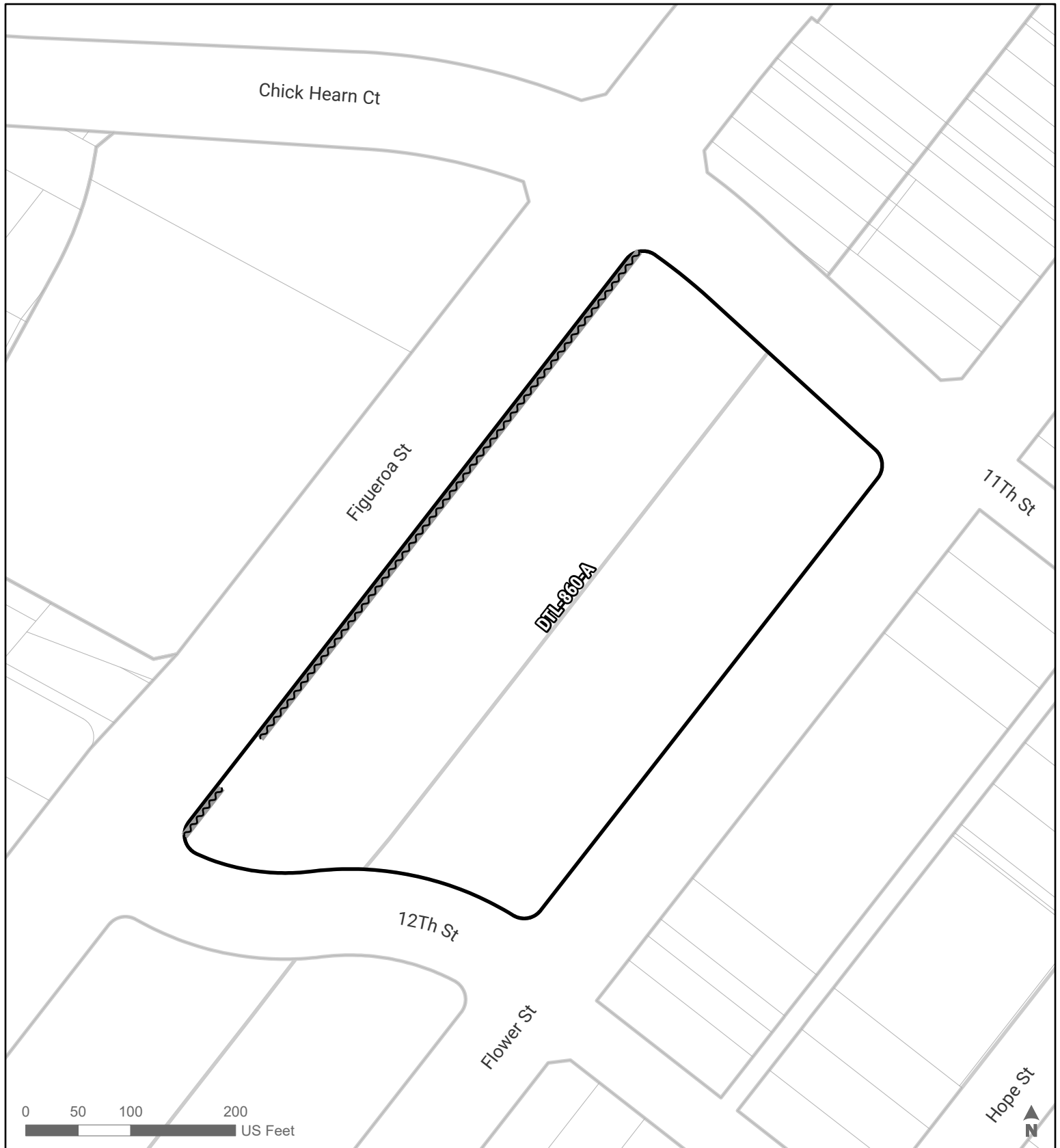
GPLU MAP AMENDMENTS
SUBAREAS
 DTL-850-A, DTL-850-B

Section:
850

CPC-1994-0213-CPU

**Downtown
 Community Plan Area**

 Building Line Removal




GPLU MAP AMENDMENTS
SUBAREAS
 DTL-860-A

Section:
860

CPC-1994-0213-CPU


**Downtown
 Community Plan Area**

 Building Line Removal



GPLU MAP AMENDMENTS
SUBAREAS
 DTL-870-A

Section:
870
 CPC-1994-0213-CPU
**Downtown
 Community Plan Area**

 Building Line Removal



GPLU MAP AMENDMENTS
SUBAREAS
DTL-880-A

Section:

880

CPC-1994-0213-CPU

**Downtown
Community Plan Area**



GPLU MAP AMENDMENTS
SUBAREAS
DTL-890-A

Section:

890

CPC-1994-0213-CPU

**Downtown
Community Plan Area**



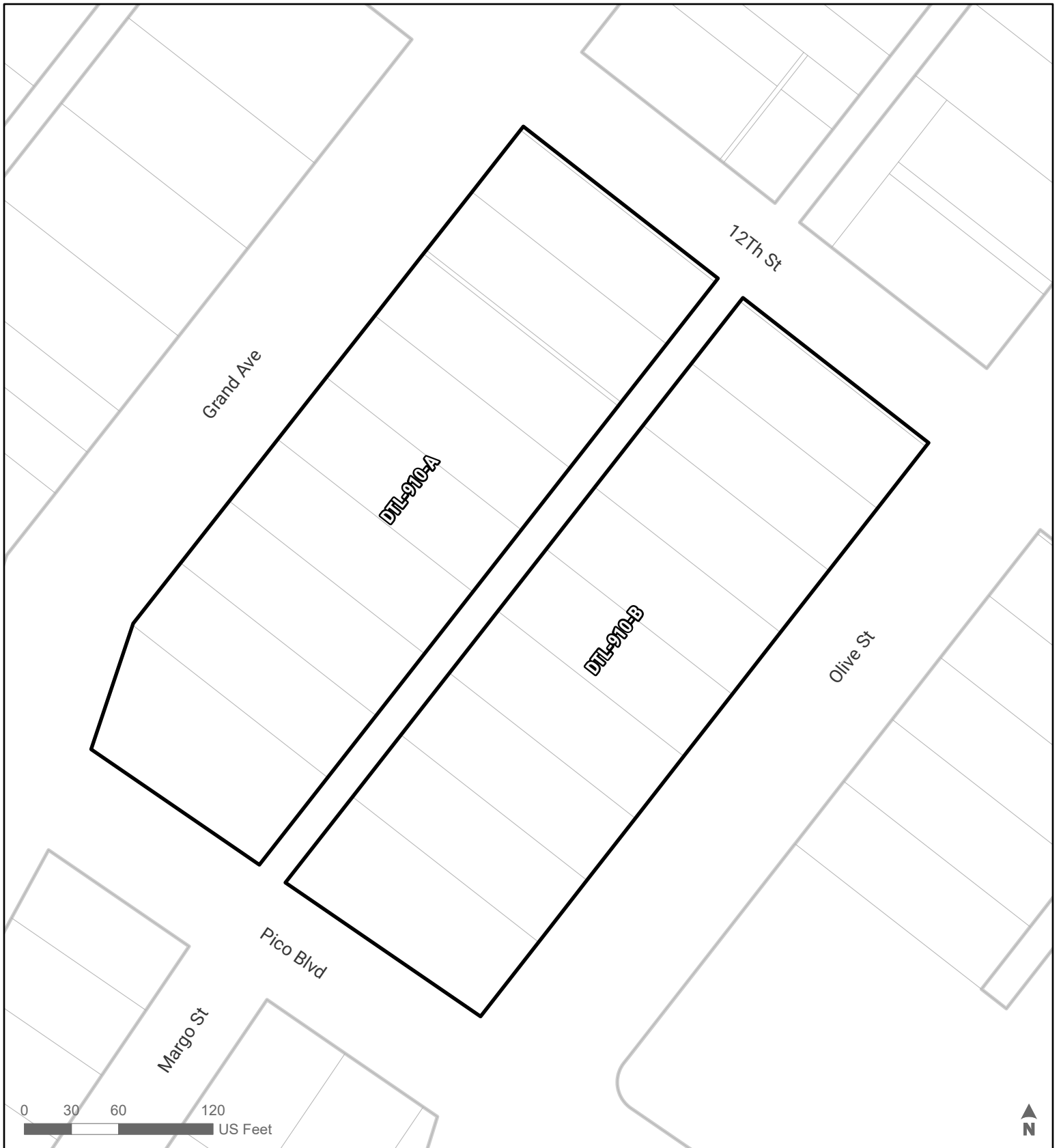
GPLU MAP AMENDMENTS
SUBAREAS
DTL-900-A

Section:

900

CPC-1994-0213-CPU

**Downtown
Community Plan Area**



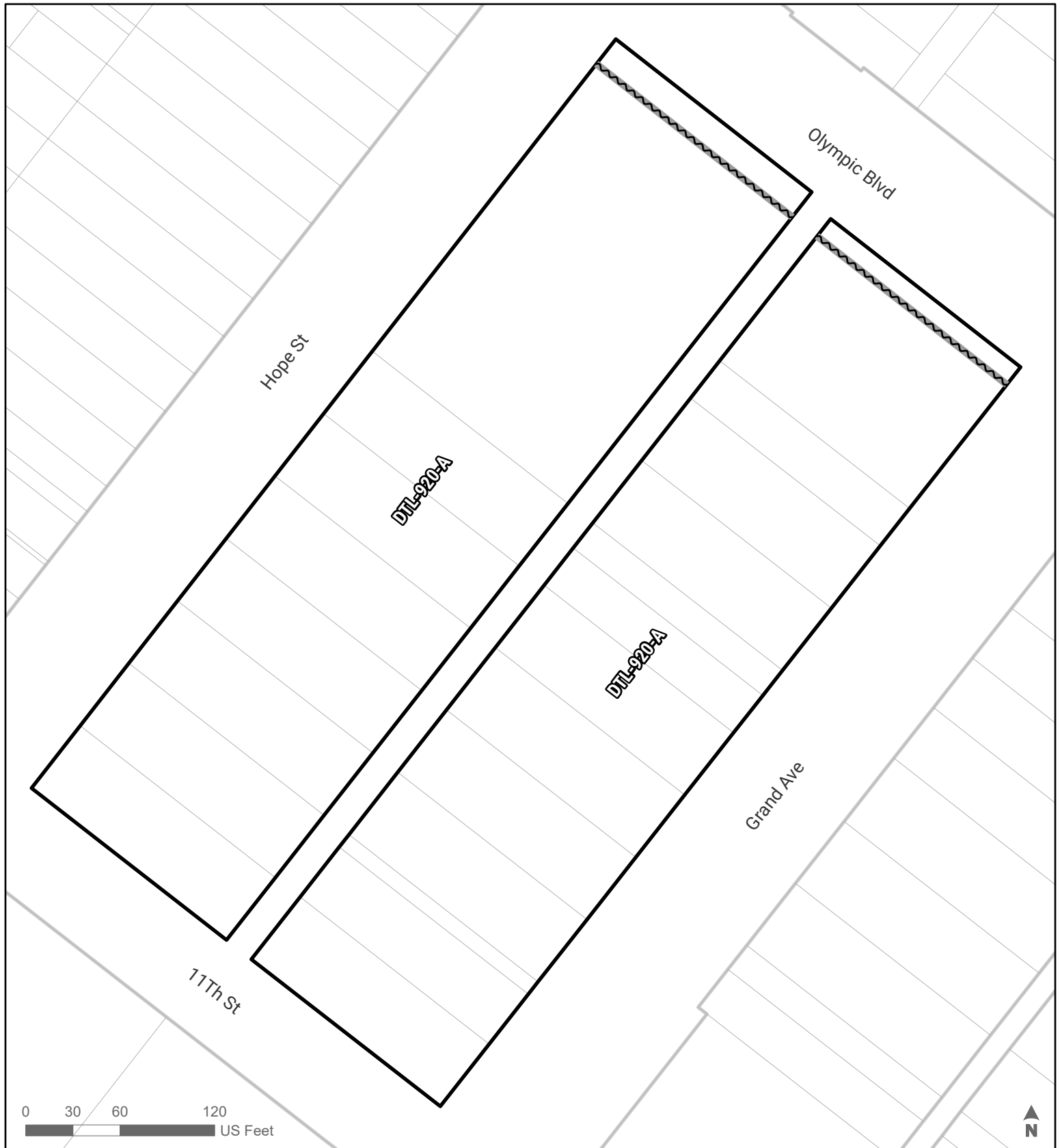
GPLU MAP AMENDMENTS
SUBAREAS
DTL-910-A, DTL-910-B

Section:

910

CPC-1994-0213-CPU

**Downtown
Community Plan Area**




GPLU MAP AMENDMENTS
SUBAREAS
 DTL-920-A

Section:

920

CPC-1994-0213-CPU

**Downtown
 Community Plan Area**

 Building Line Removal



GPLU MAP AMENDMENTS
SUBAREAS
DTL-930-A

Section:

930

CPC-1994-0213-CPU

**Downtown
Community Plan Area**



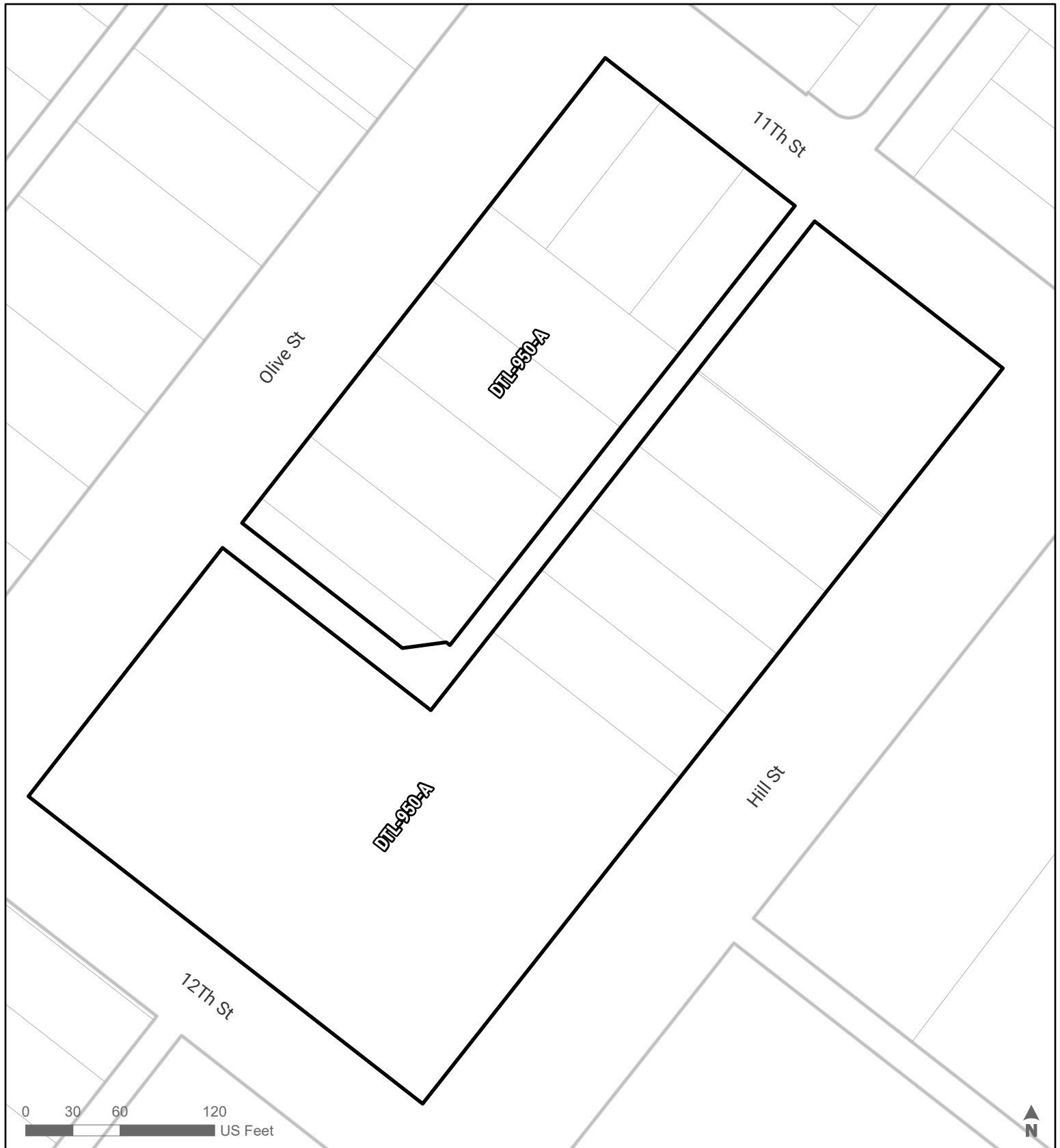
GPLU MAP AMENDMENTS
SUBAREAS
DTL-940-A, DTL-940-B

Section:

940

CPC-1994-0213-CPU

**Downtown
Community Plan Area**



GPLU MAP AMENDMENTS
SUBAREAS
DTL-950-A

Section:

950

CPC-1994-0213-CPU

**Downtown
Community Plan Area**



GPLU MAP AMENDMENTS
SUBAREAS
DTL-960-A

Section:

960

CPC-1994-0213-CPU

**Downtown
Community Plan Area**



GPLU MAP AMENDMENTS

SUBAREAS

DTL-310-A, DTL-970-A, DTL-970-B, DTL-970-C, DTL-970-D, DTL-990-A

Section:

970

CPC-1994-0213-CPU


**Downtown
Community Plan Area**



GPLU MAP AMENDMENTS

SUBAREAS

DTL-980-A

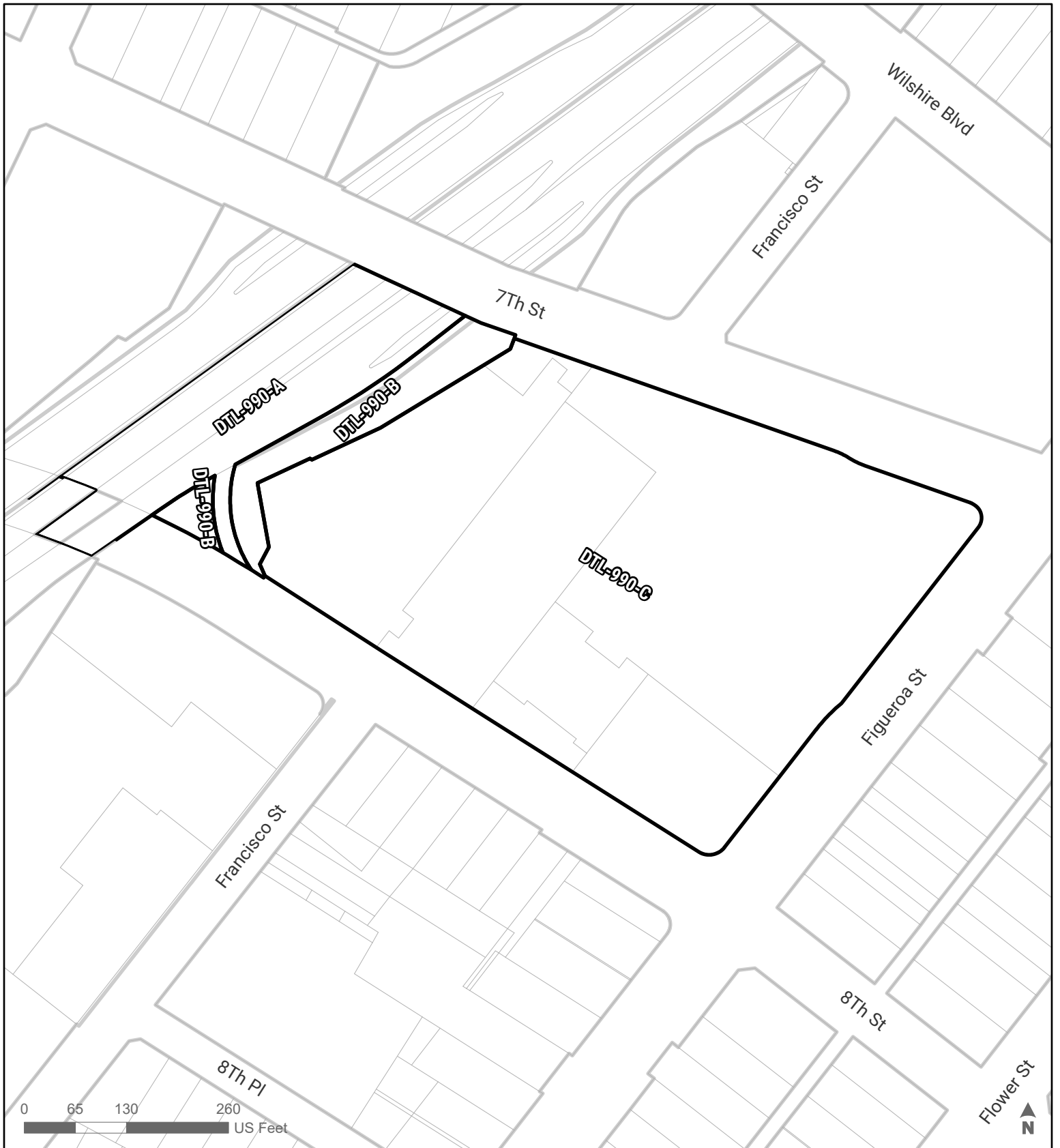
 Building Line Removal

Section:

980

CPC-1994-0213-CPU

**Downtown
Community Plan Area**



GPLU MAP AMENDMENTS

SUBAREAS

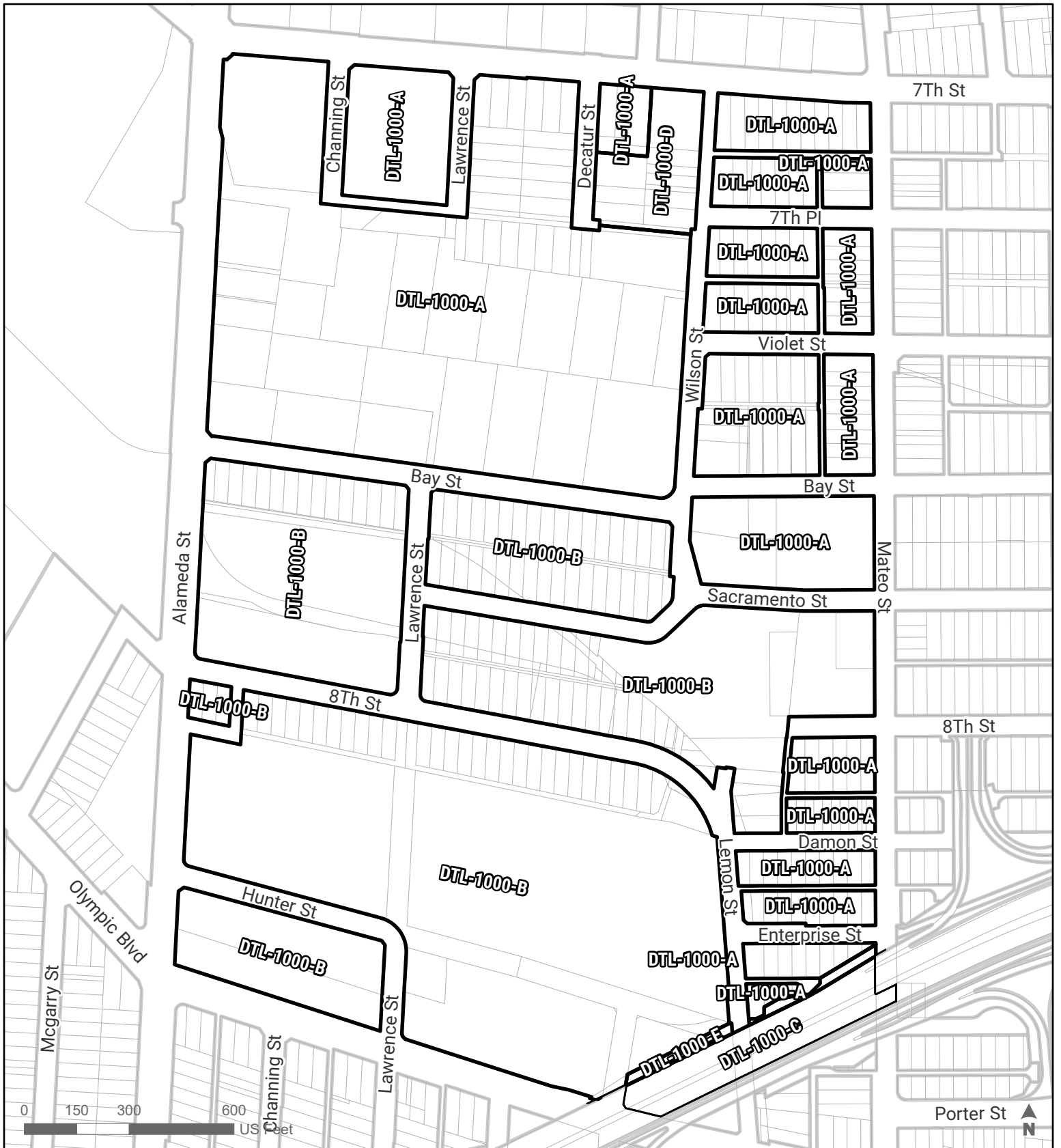
DTL-970-A, DTL-990-A, DTL-990-B, DTL-990-C

Section:

990

CPC-1994-0213-CPU

**Downtown
Community Plan Area**



GPLU MAP AMENDMENTS

SUBAREAS

DTL-130-D, DTL-1000-A, DTL-1000-B, DTL-1000-C, DTL-1000-D, DTL-1000-E,
 DTL-1490-B, DTL-1500-B, DTL-1520-B, DTL-1520-C

Section:

1000

CPC-1994-0213-CPU

**Downtown
 Community Plan Area**



GPLU MAP AMENDMENTS
SUBAREAS
 DTL-1010-A

Section:


1010

CPC-1994-0213-CPU

**Downtown
 Community Plan Area**



GPLU MAP AMENDMENTS
SUBAREAS
 DTL-1020-A

 Building Line Removal

Data Sources: Department of City Planning, Bureau of Engineering

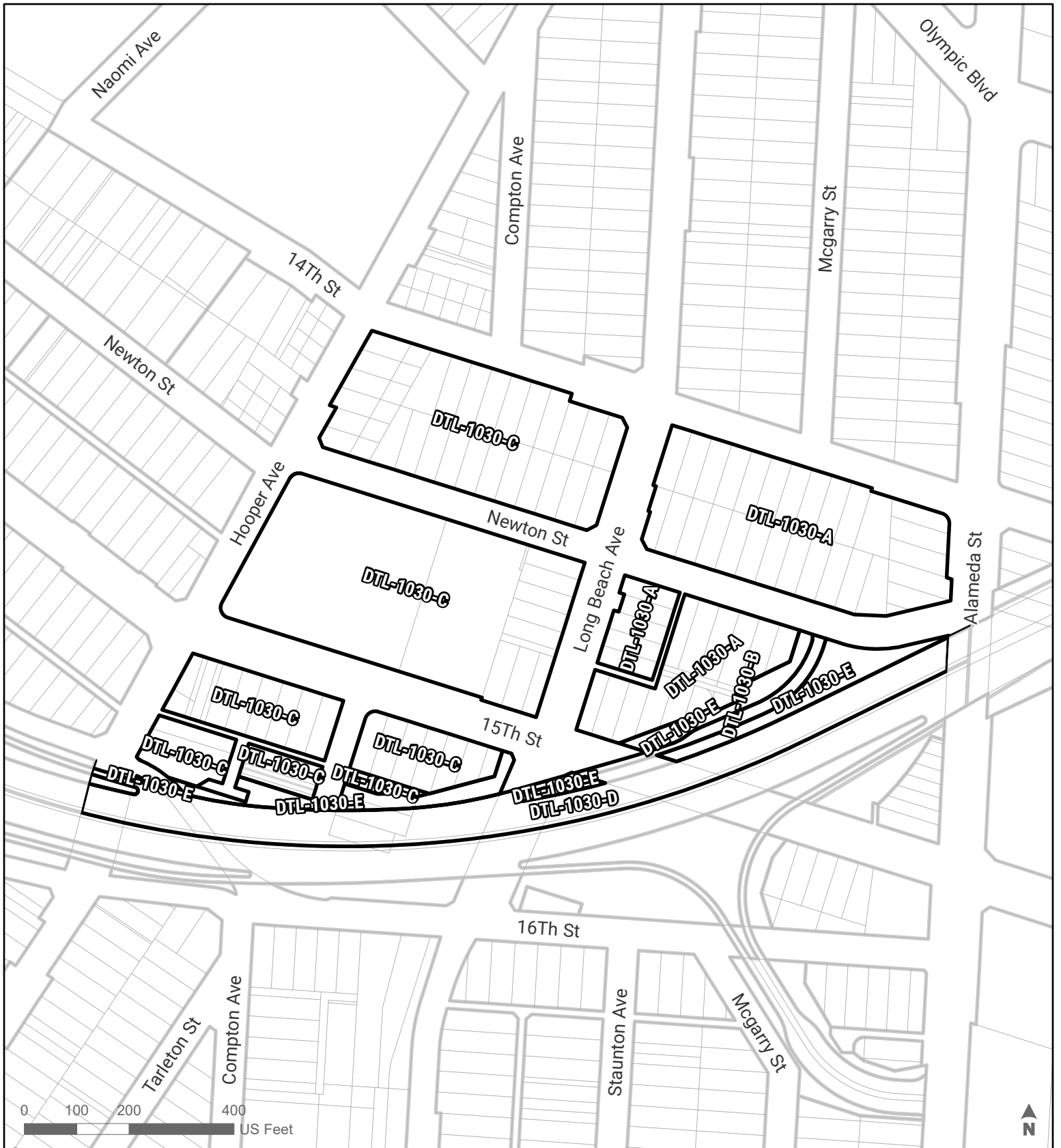
Section:

1020

CPC-1994-0213-CPU

**Downtown
 Community Plan Area**

TL / MAR2021



GPLU MAP AMENDMENTS

SUBAREAS

DTL-1030-A, DTL-1030-B, DTL-1030-C, DTL-1030-D, DTL-1030-E, DTL-1060-B,
DTL-1060-D, DTL-1490-B

Section:

1030

CPC-1994-0213-CPU

**Downtown
Community Plan Area**



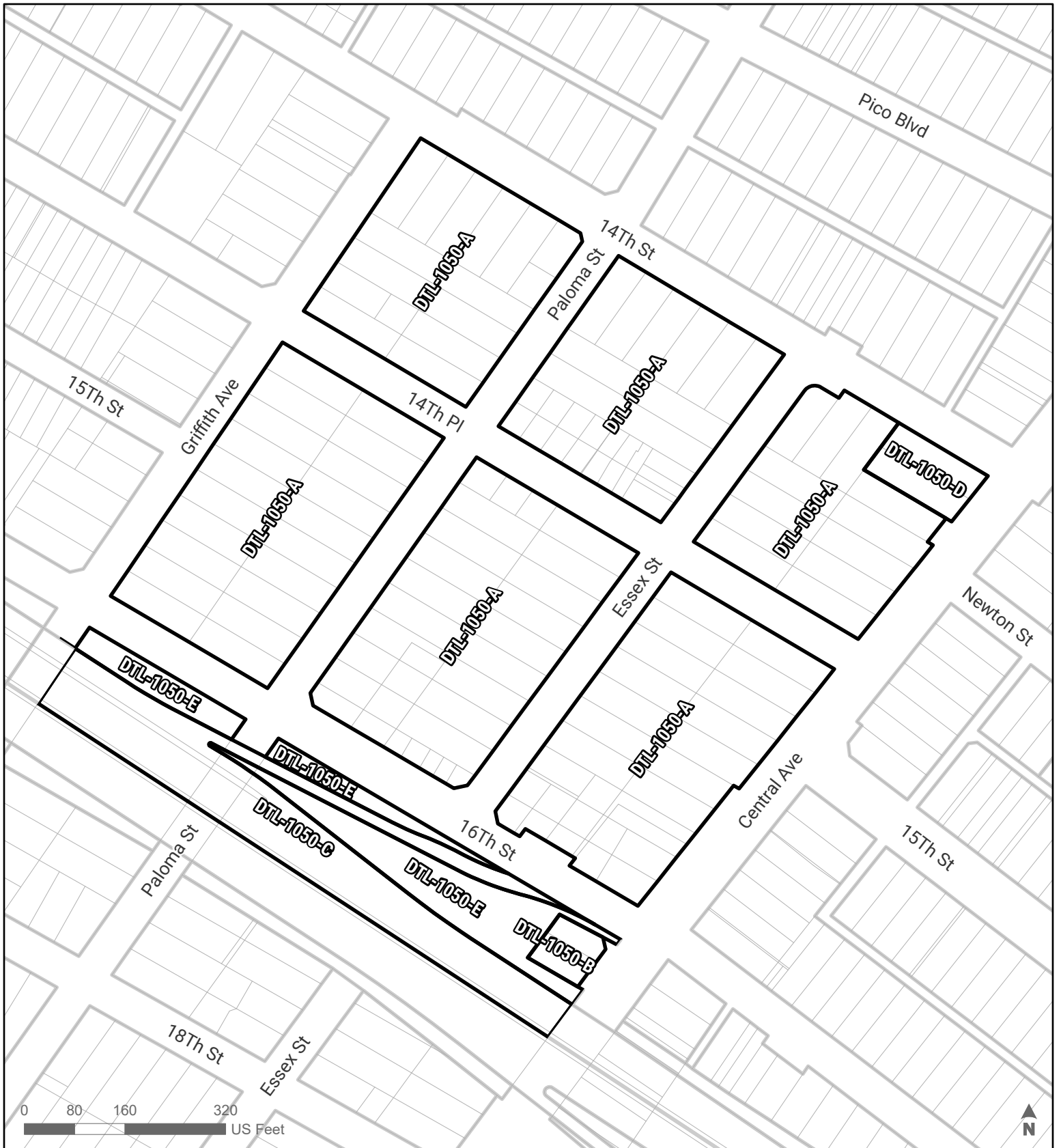
GPLU MAP AMENDMENTS
SUBAREAS
 DTL-1040-A

Section:

1040

CPC-1994-0213-CPU

Downtown
Community Plan Area



GPLU MAP AMENDMENTS

SUBAREAS

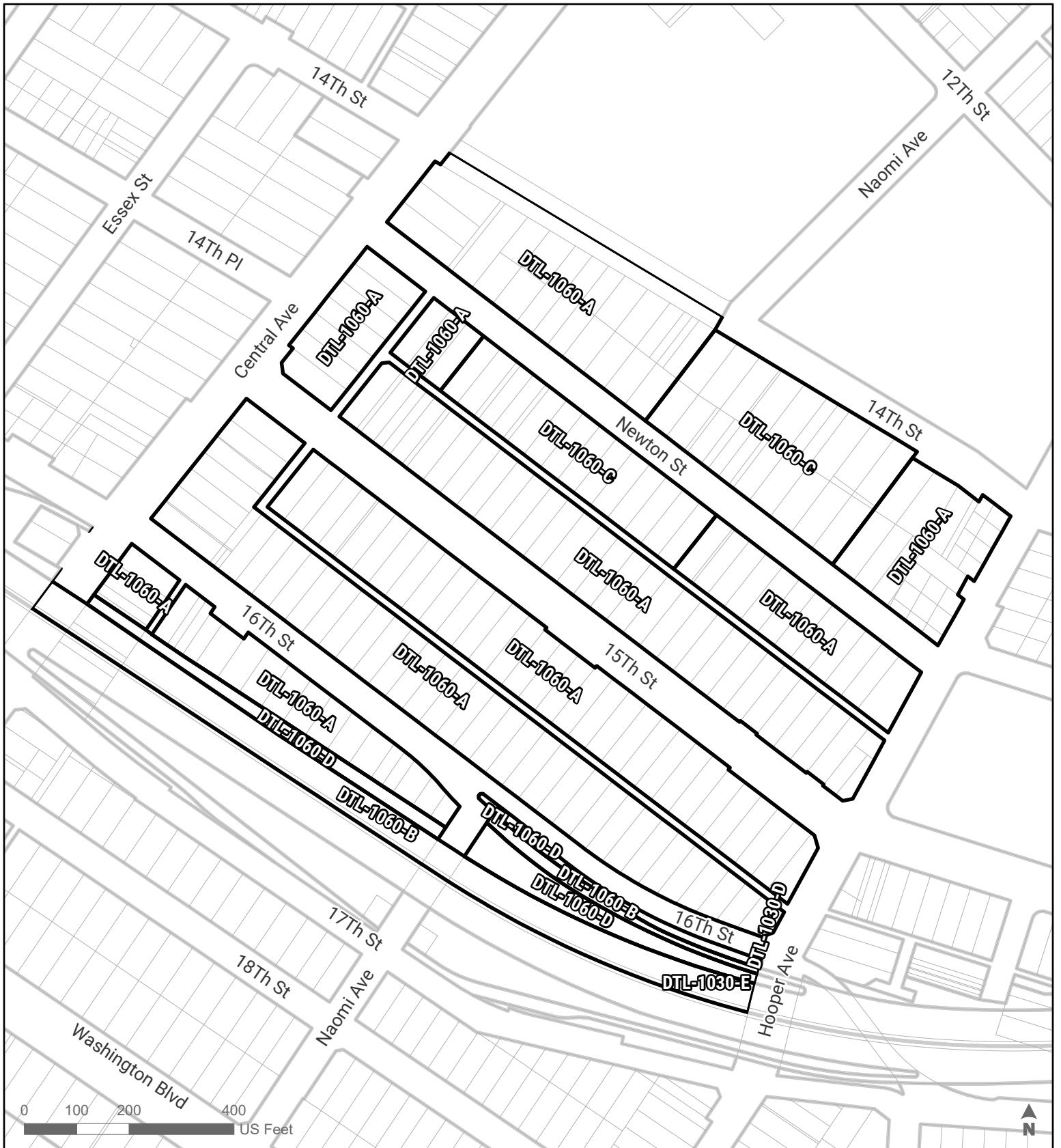
DTL-1050-A, DTL-1050-B, DTL-1050-C, DTL-1050-D, DTL-1050-E, DTL-1060-B,
DTL-1100-C

Section:

1050

CPC-1994-0213-CPU

**Downtown
Community Plan Area**



GPLU MAP AMENDMENTS

SUBAREAS

DTL-1030-D, DTL-1030-E, DTL-1050-E, DTL-1060-A, DTL-1060-B, DTL-1060-C,
DTL-1060-D, DTL-1110-A

Section:

1060

CPC-1994-0213-CPU

**Downtown
Community Plan Area**



GPLU MAP AMENDMENTS

SUBAREAS

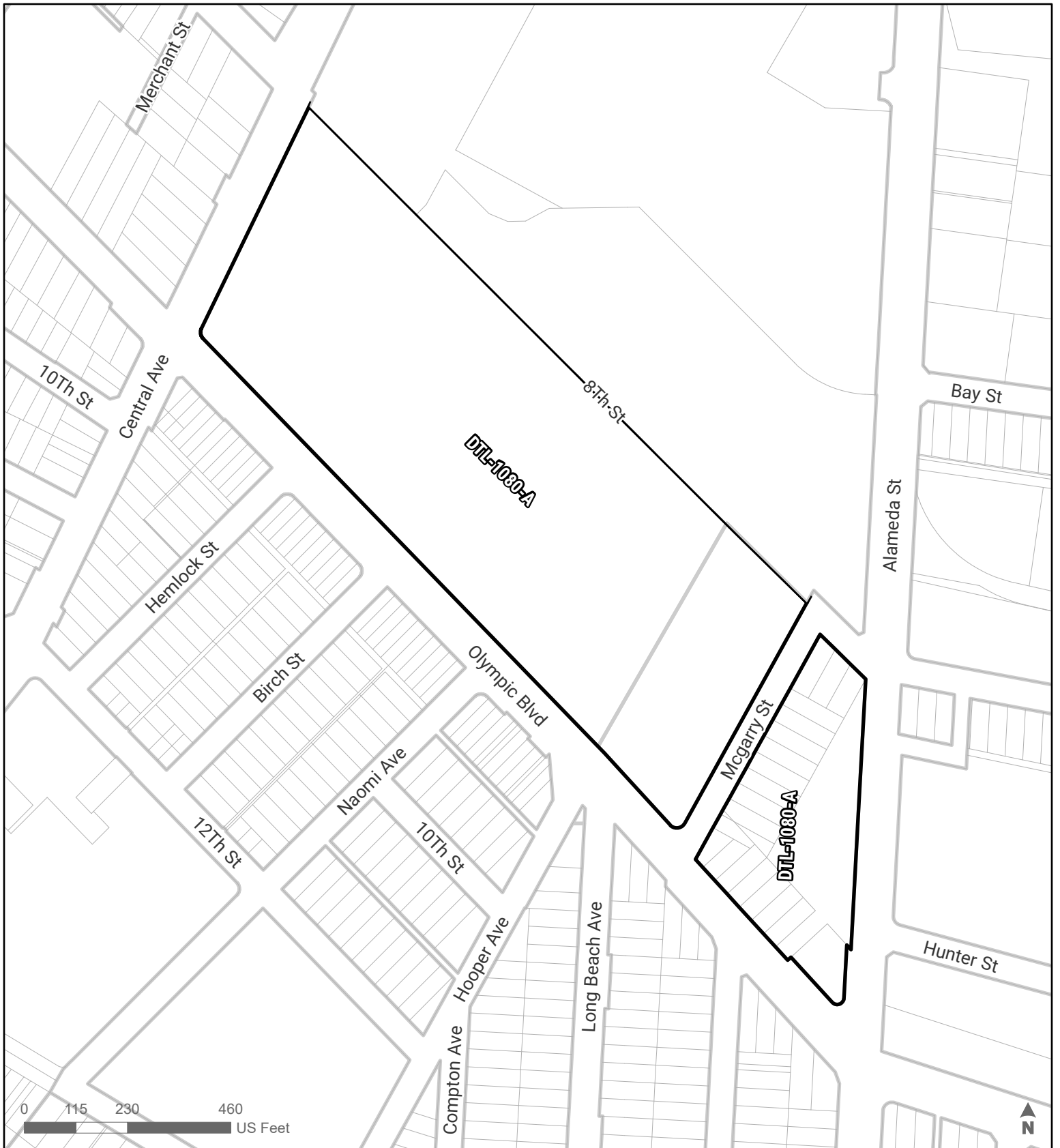
DTL-1070-A, DTL-1070-B, DTL-1070-C

Section:

1070

CPC-1994-0213-CPU

**Downtown
Community Plan Area**



GPLU MAP AMENDMENTS

SUBAREAS

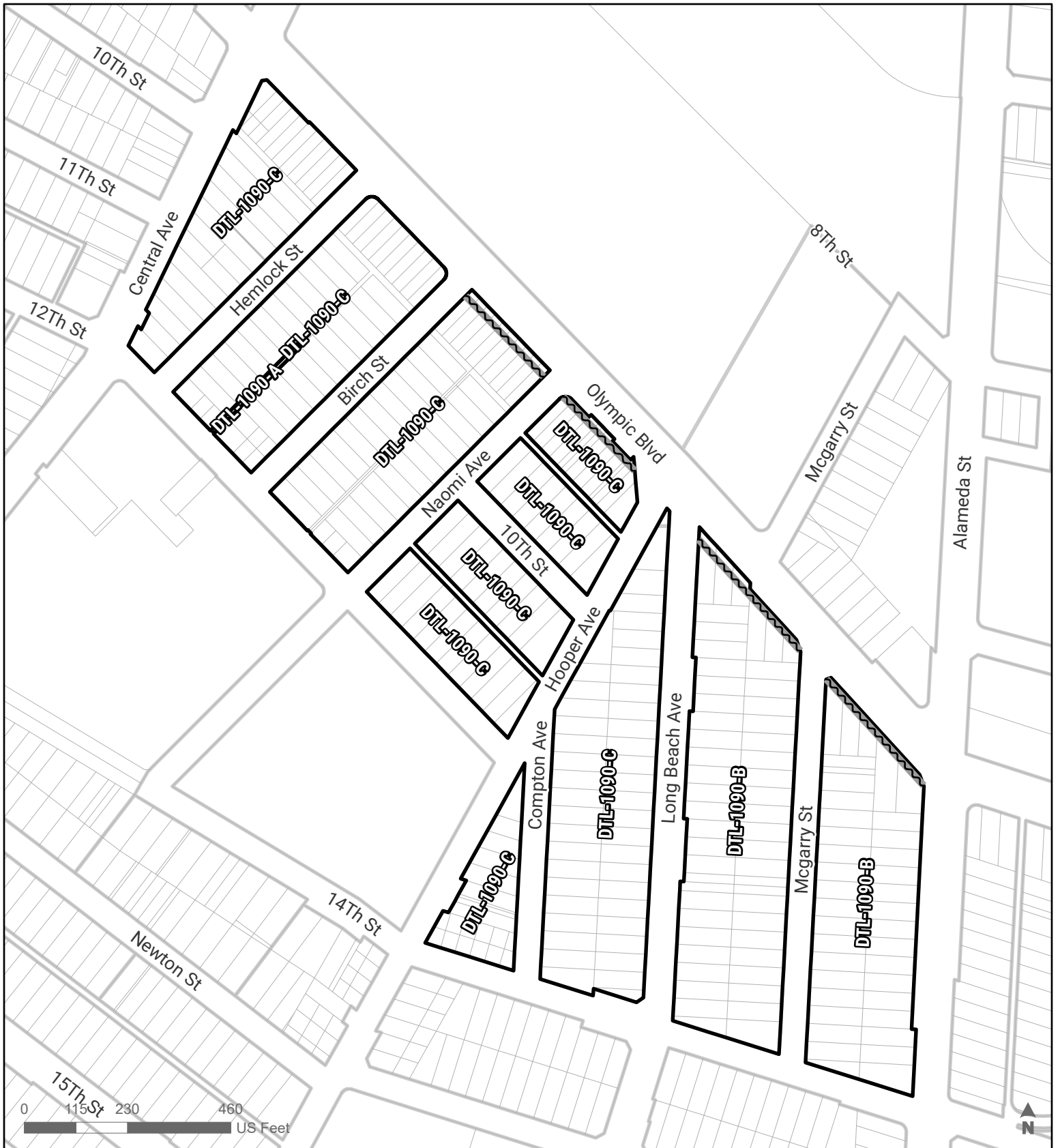
DTL-1080-A, DTL-1550-A, DTL-1550-B

Section:

1080

CPC-1994-0213-CPU


**Downtown
Community Plan Area**



GPLU MAP AMENDMENTS

SUBAREAS

DTL-1090-A, DTL-1090-B, DTL-1090-C

 Building Line Removal

Data Sources: Department of City Planning, Bureau of Engineering

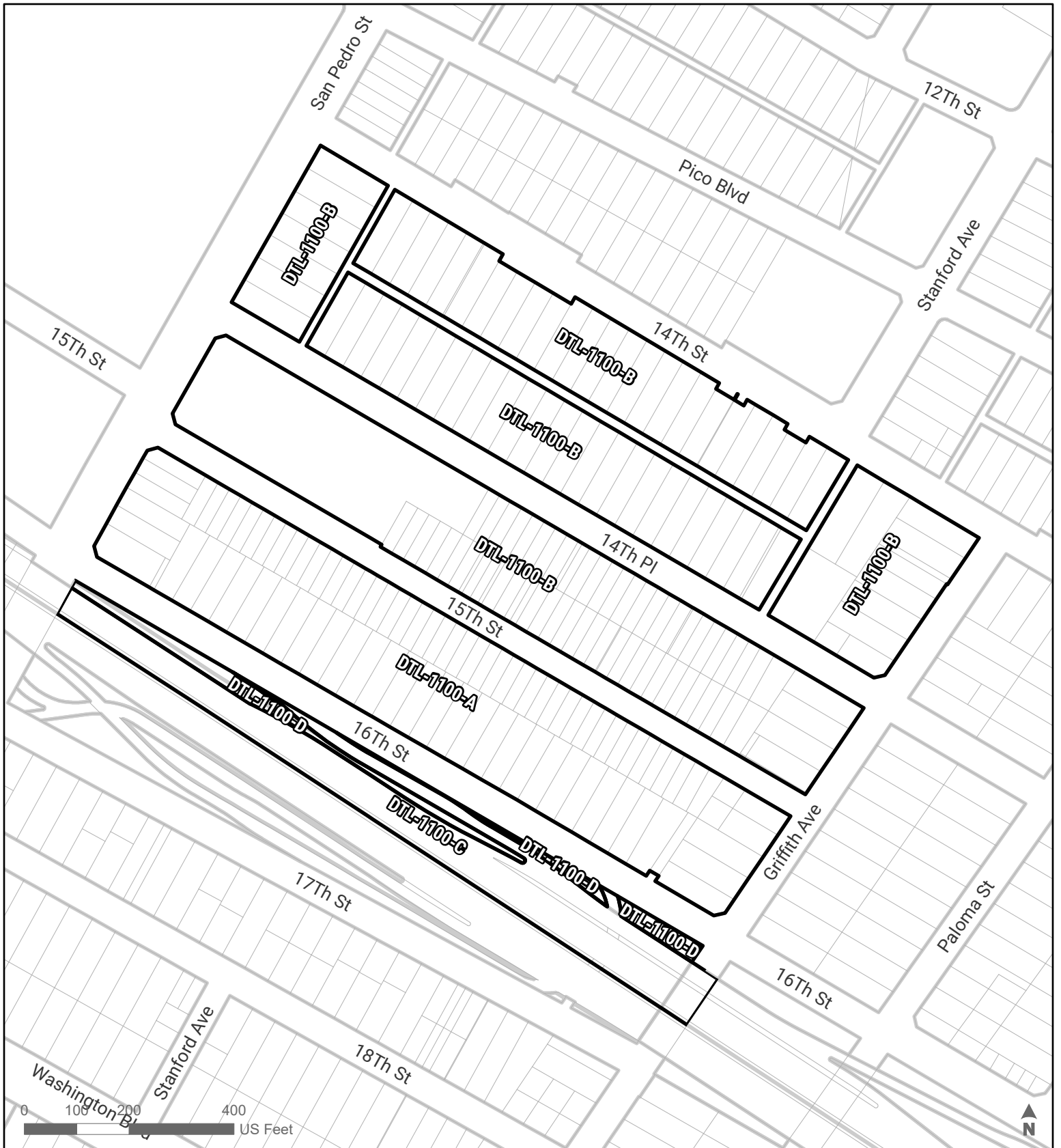
TL / MAR2021

Section:

1090

CPC-1994-0213-CPU

**Downtown
Community Plan Area**



GPLU MAP AMENDMENTS

SUBAREAS

DTL-1100-A, DTL-1100-B, DTL-1100-C, DTL-1100-D

Section:

1100

CPC-1994-0213-CPU

**Downtown
Community Plan Area**



GPLU MAP AMENDMENTS

SUBAREAS

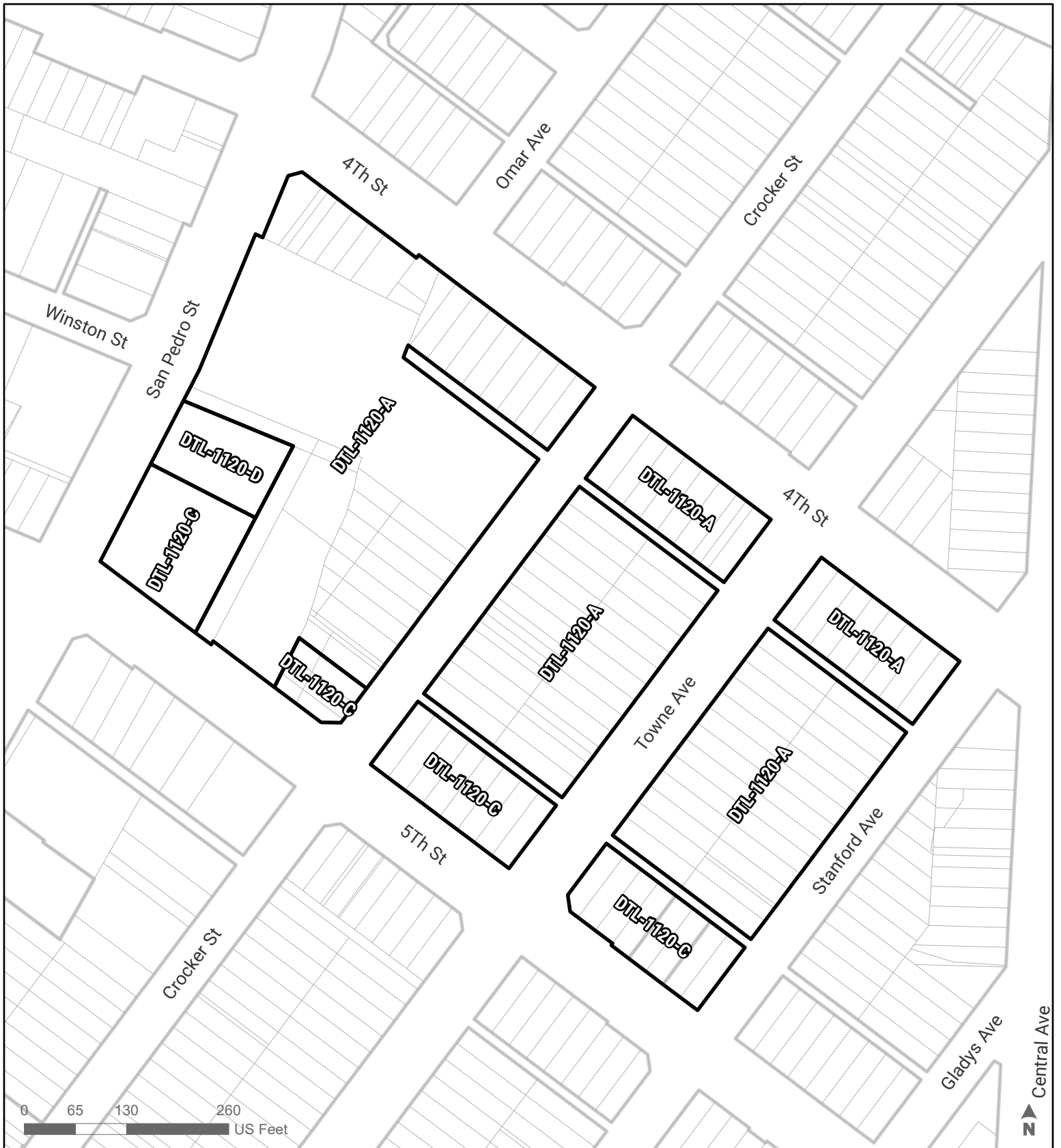
DTL-1060-A, DTL-1110-A, DTL-1110-B

Section:

1110

CPC-1994-0213-CPU

**Downtown
Community Plan Area**



GPLU MAP AMENDMENTS

SUBAREAS

DTL-1120-A, DTL-1120-C, DTL-1120-D

Section:

1120

CPC-1994-0213-CPU

**Downtown
Community Plan Area**



GPLU MAP AMENDMENTS
SUBAREAS
 DTL-1130-A, DTL-1130-B

Section:

1130

CPC-1994-0213-CPU

**Downtown
 Community Plan Area**



GPLU MAP AMENDMENTS
SUBAREAS
 DTL-1140-A

Section:


1140

CPC-1994-0213-CPU

**Downtown
 Community Plan Area**



GPLU MAP AMENDMENTS
SUBAREAS
 DTL-1150-A, DTL-1150-B

 Building Line Removal

Data Sources: Department of City Planning, Bureau of Engineering

TL / MAR2021

Section:

1150

CPC-1994-0213-CPU

**Downtown
 Community Plan Area**




GPLU MAP AMENDMENTS
SUBAREAS
 DTL-1160-A

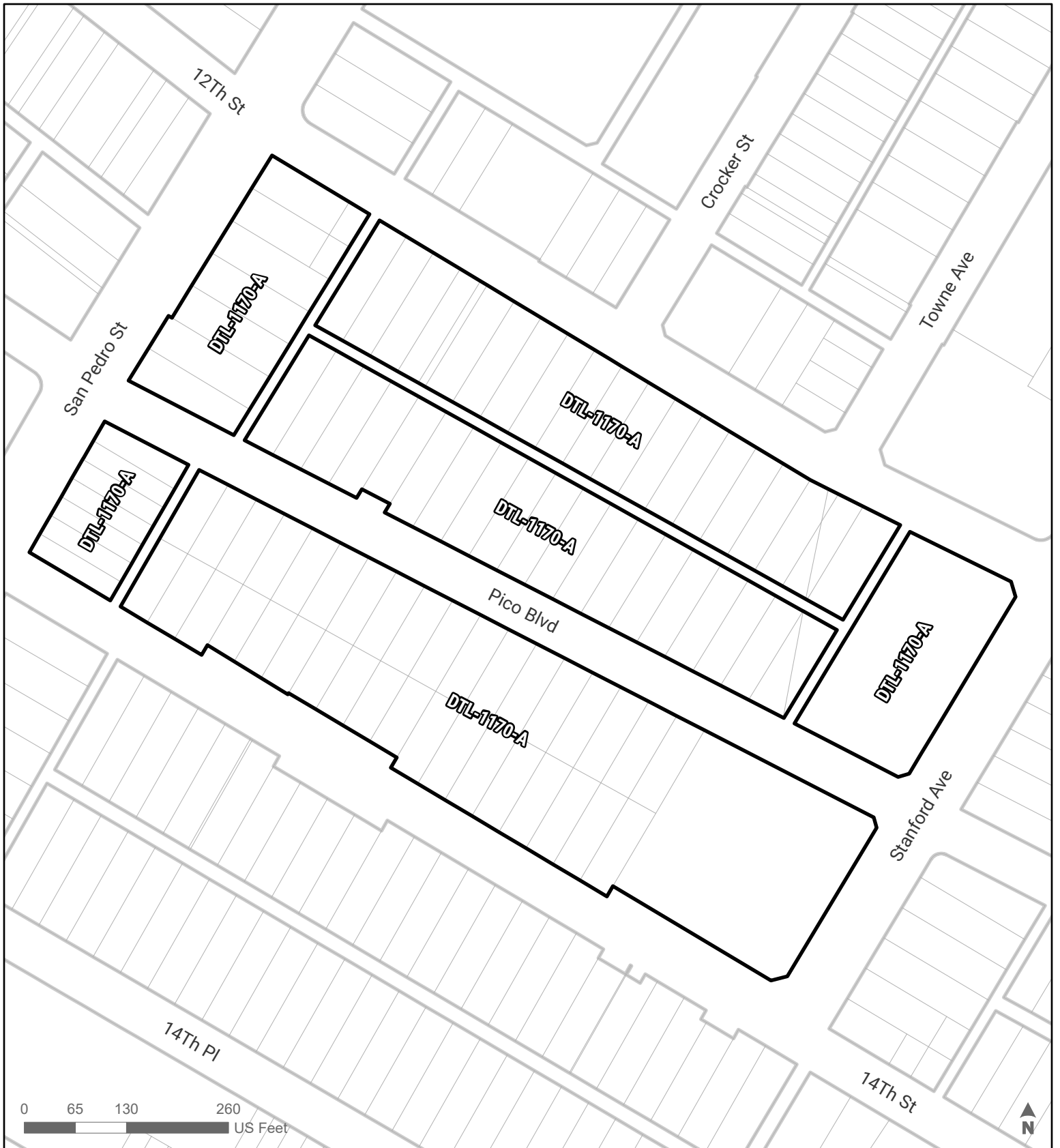
Section:

1160

CPC-1994-0213-CPU

**Downtown
 Community Plan Area**

 Building Line Removal



GPLU MAP AMENDMENTS
SUBAREAS
 DTL-1170-A

Section:

1170

CPC-1994-0213-CPU

**Downtown
 Community Plan Area**



GPLU MAP AMENDMENTS
SUBAREAS
 DTL-1180-A, DTL-1180-B

Section:

1180

CPC-1994-0213-CPU

**Downtown
 Community Plan Area**



GPLU MAP AMENDMENTS
SUBAREAS
 DTL-1190-A

Section:

1190

CPC-1994-0213-CPU

**Downtown
 Community Plan Area**



GPLU MAP AMENDMENTS
SUBAREAS
 DTL-1200-A

Section:
1200

CPC-1994-0213-CPU

**Downtown
 Community Plan Area**



GPLU MAP AMENDMENTS

SUBAREAS

DTL-1210-A, DTL-1210-B, DTL-1210-C

Section:

1210

CPC-1994-0213-CPU

**Downtown
Community Plan Area**



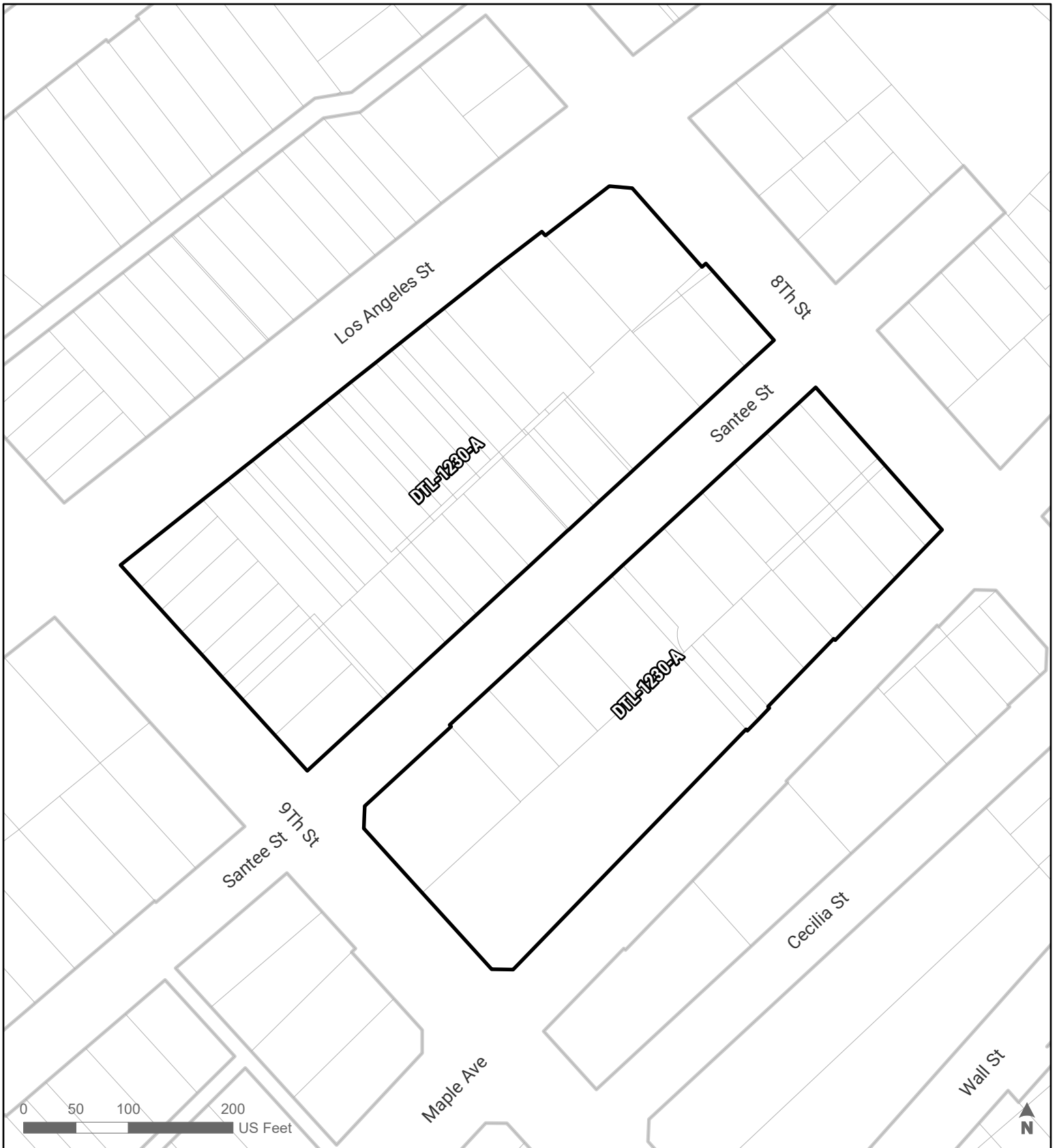
GPLU MAP AMENDMENTS
SUBAREAS
 DTL-1220-A, DTL-1220-B

Section:

1220

CPC-1994-0213-CPU

**Downtown
 Community Plan Area**



GPLU MAP AMENDMENTS
SUBAREAS
 DTL-1230-A

Section:

1230

CPC-1994-0213-CPU

**Downtown
 Community Plan Area**



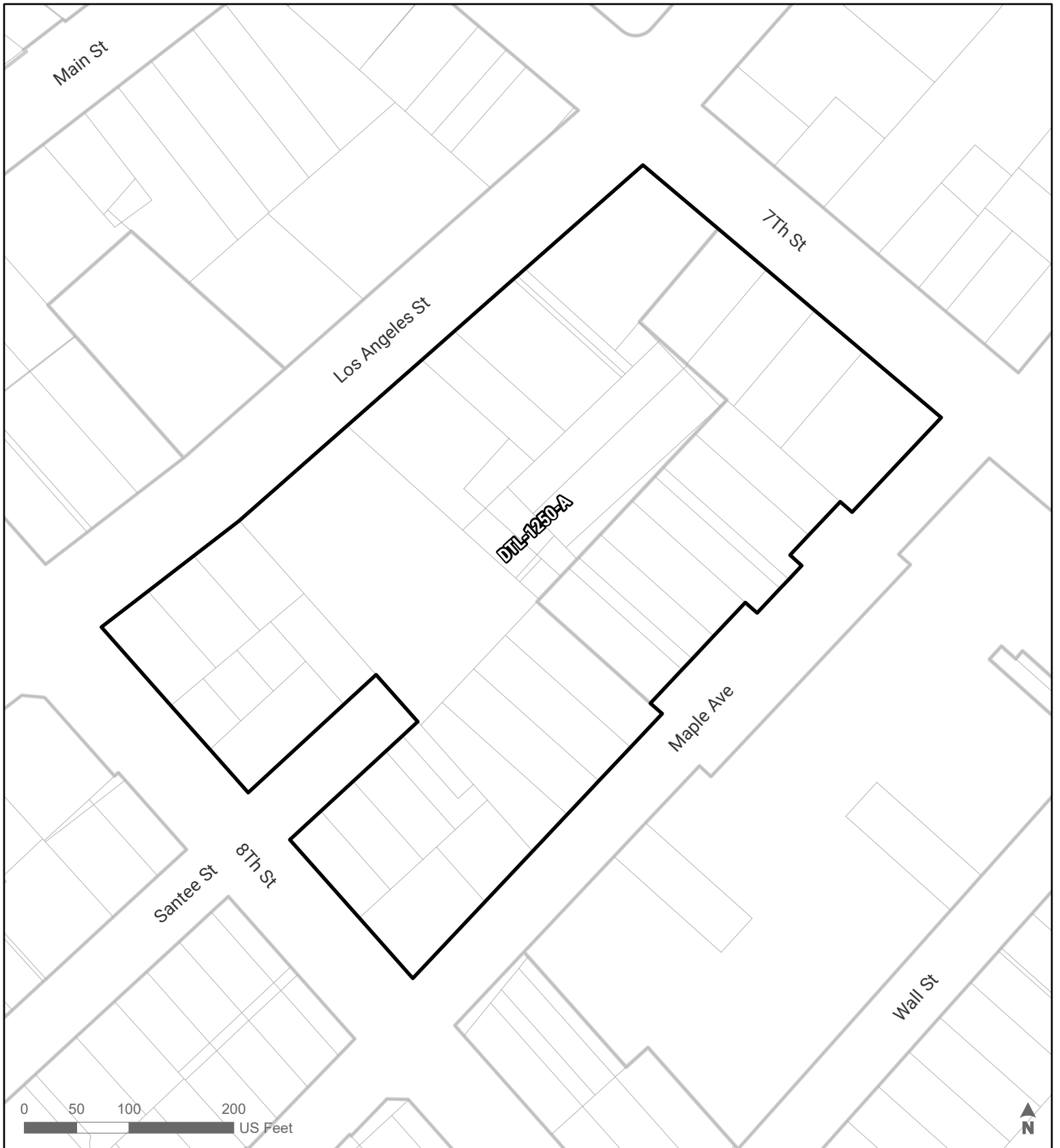
GPLU MAP AMENDMENTS
SUBAREAS
DTL-1240-A

Section:

1240

CPC-1994-0213-CPU

**Downtown
Community Plan Area**



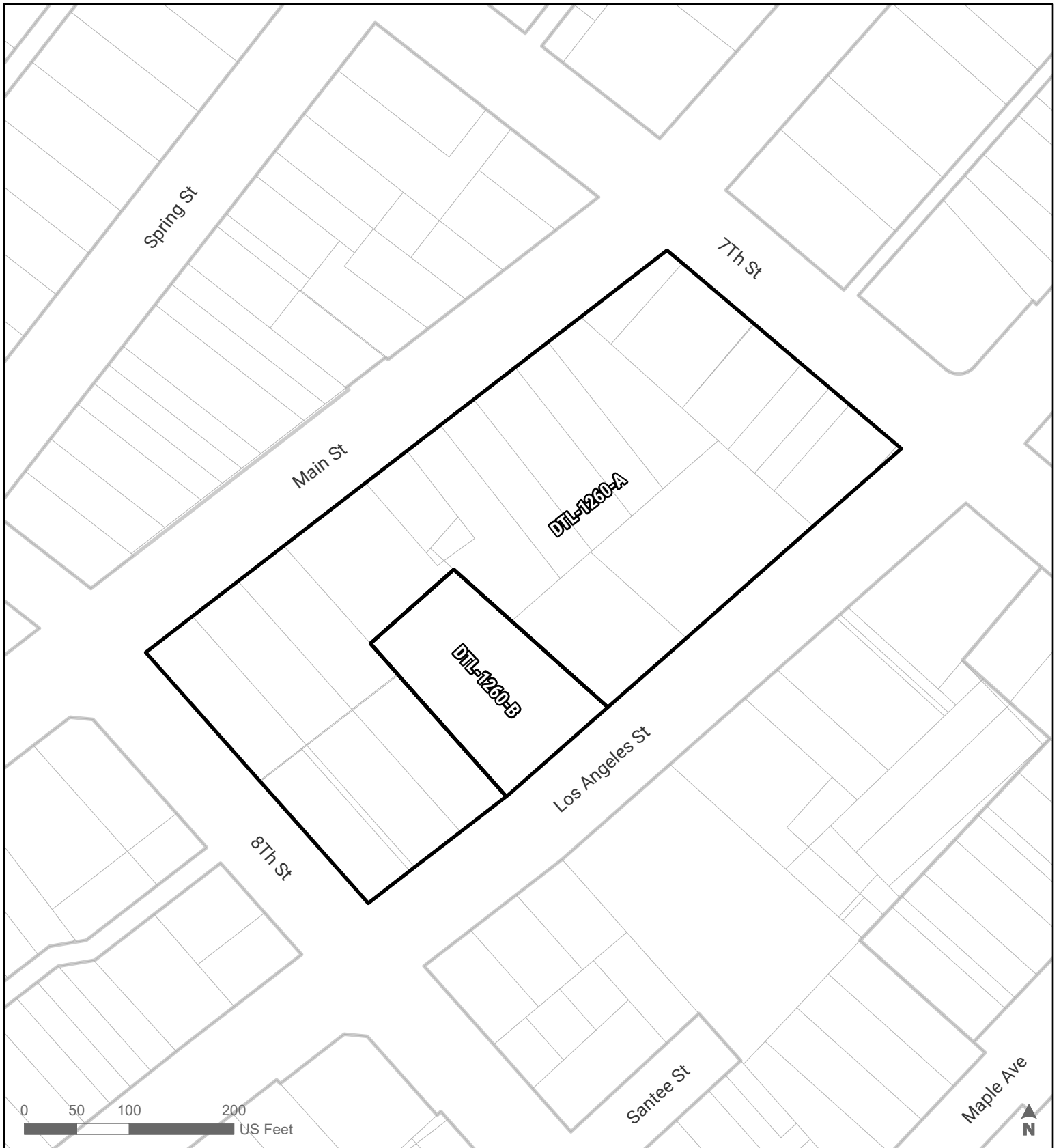
GPLU MAP AMENDMENTS
SUBAREAS
DTL-1250-A

Section:

1250

CPC-1994-0213-CPU

**Downtown
Community Plan Area**



GPLU MAP AMENDMENTS
SUBAREAS
DTL-1260-A, DTL-1260-B

Section:

1260

CPC-1994-0213-CPU

**Downtown
Community Plan Area**



GPLU MAP AMENDMENTS
SUBAREAS
DTL-1270-A

Section:

1270

CPC-1994-0213-CPU

**Downtown
Community Plan Area**



GPLU MAP AMENDMENTS
SUBAREAS
 DTL-1280-A, DTL-1280-B

Section:

1280

CPC-1994-0213-CPU

**Downtown
 Community Plan Area**



GPLU MAP AMENDMENTS
SUBAREAS
 DTL-1290-A, DTL-1290-B

Section:

1290

CPC-1994-0213-CPU

**Downtown
 Community Plan Area**



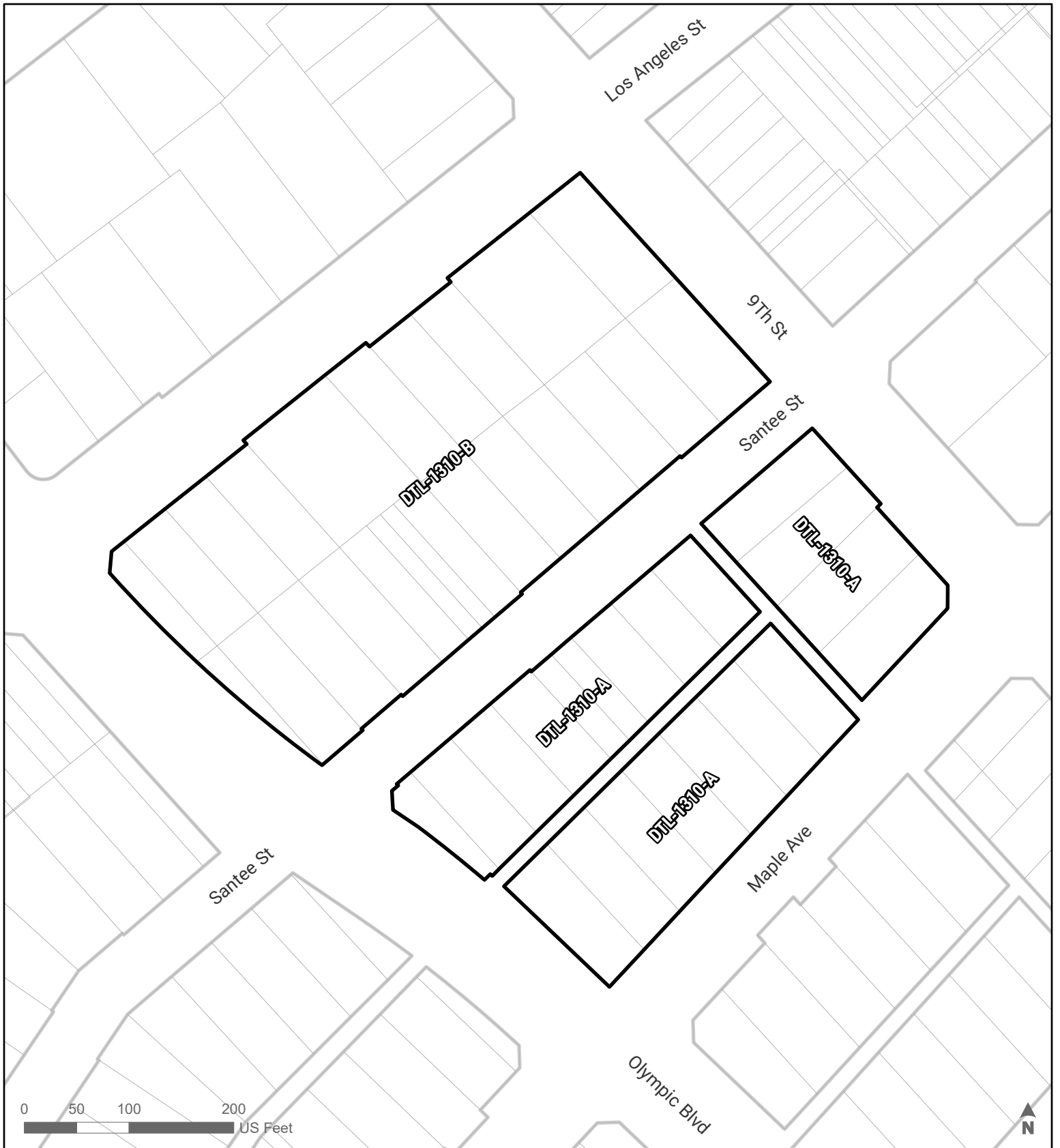
GPLU MAP AMENDMENTS
SUBAREAS
DTL-1300-A, DTL-1300-B

Section:

1300

CPC-1994-0213-CPU

**Downtown
Community Plan Area**



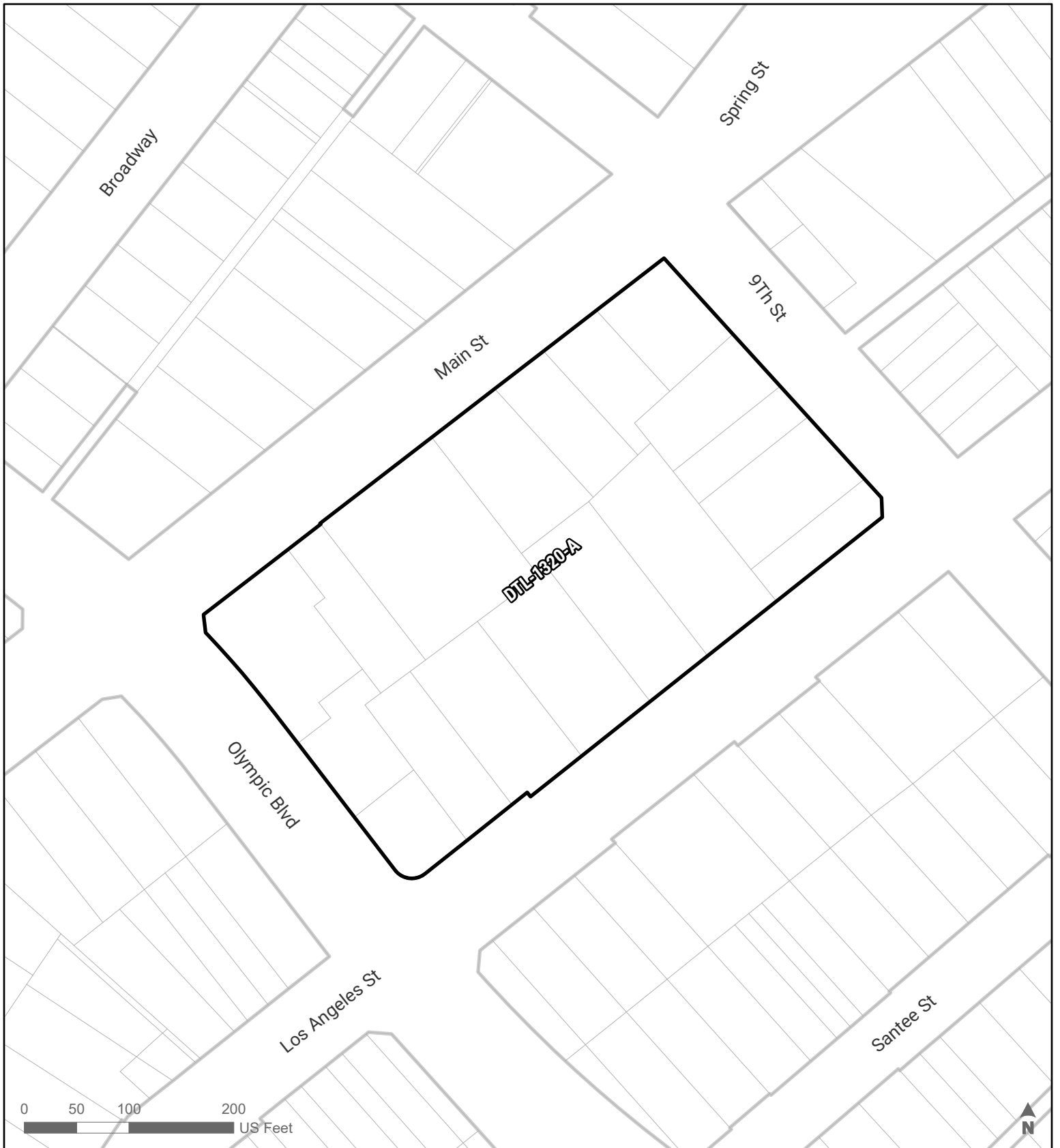
GPLU MAP AMENDMENTS
SUBAREAS
DTL-1310-A, DTL-1310-B

Section:

1310

CPC-1994-0213-CPU

**Downtown
Community Plan Area**



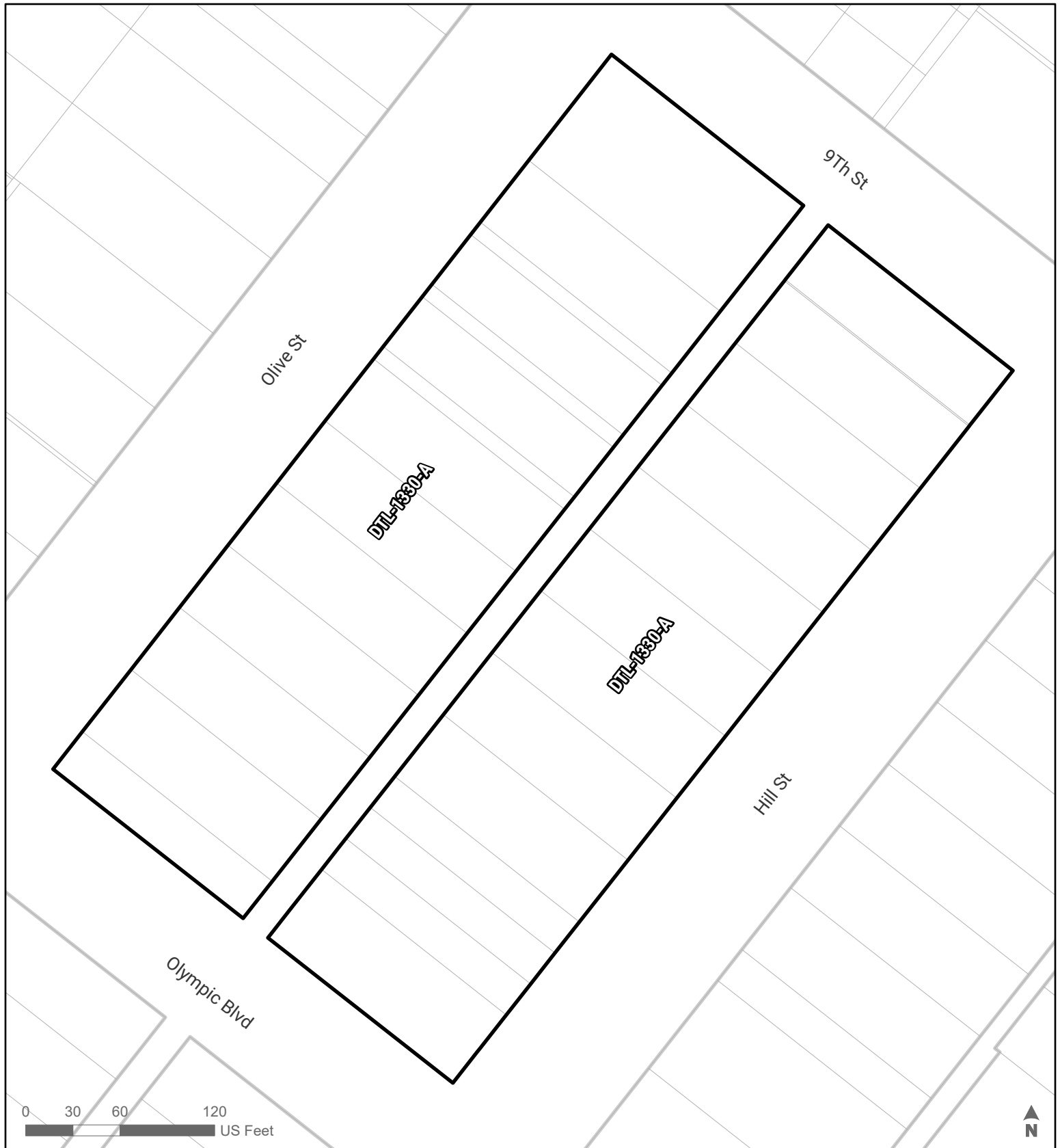
GPLU MAP AMENDMENTS
SUBAREAS
DTL-1320-A

Section:

1320

CPC-1994-0213-CPU

**Downtown
Community Plan Area**



GPLU MAP AMENDMENTS
SUBAREAS
DTL-1330-A

Section:

1330

CPC-1994-0213-CPU

**Downtown
Community Plan Area**



GPLU MAP AMENDMENTS
SUBAREAS
DTL-1340-A

Section:

1340

CPC-1994-0213-CPU

**Downtown
Community Plan Area**



GPLU MAP AMENDMENTS
SUBAREAS
 DTL-1350-A, DTL-1350-B

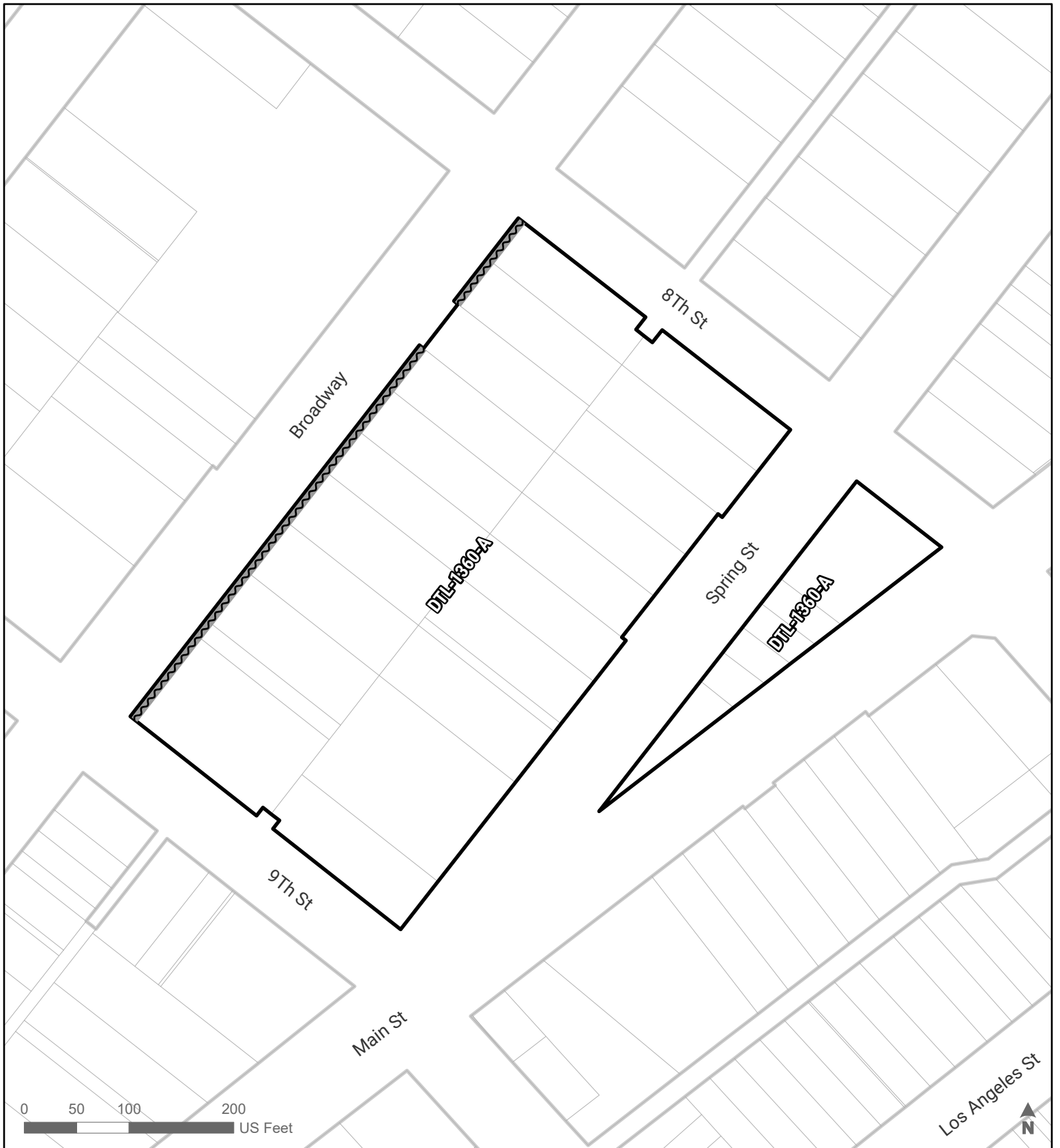
Section:

1350

CPC-1994-0213-CPU

**Downtown
 Community Plan Area**

 Building Line Removal




GPLU MAP AMENDMENTS
SUBAREAS
 DTL-1360-A

Section:

1360

CPC-1994-0213-CPU

**Downtown
 Community Plan Area**

 Building Line Removal




GPLU MAP AMENDMENTS
SUBAREAS
 DTL-1370-A, DTL-1370-B

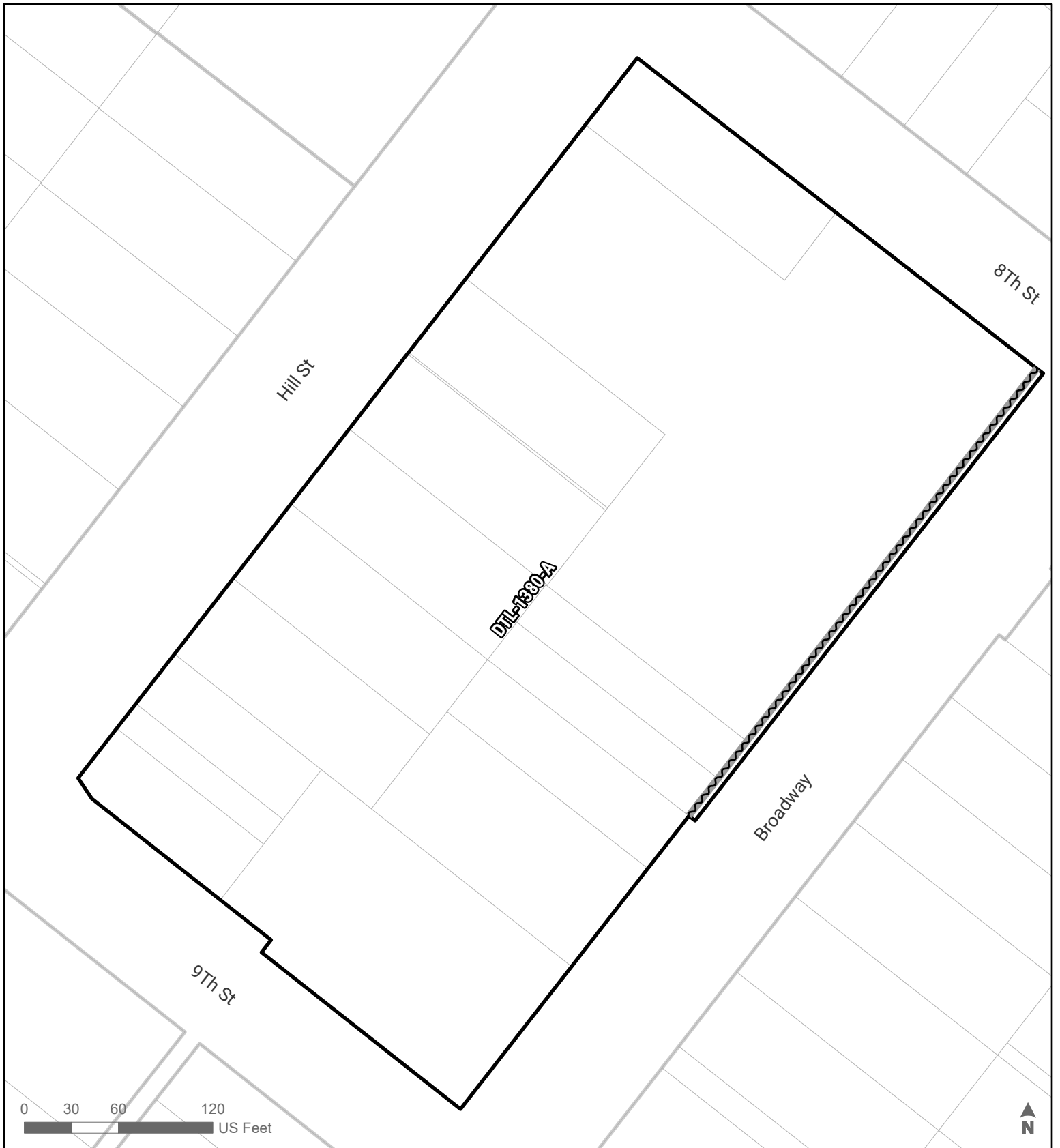
Section:

1370

CPC-1994-0213-CPU

**Downtown
 Community Plan Area**

 Building Line Removal




GPLU MAP AMENDMENTS
SUBAREAS
 DTL-1380-A

Section:

1380

CPC-1994-0213-CPU

**Downtown
 Community Plan Area**

 Building Line Removal



GPLU MAP AMENDMENTS
SUBAREAS
 DTL-1390-A, DTL-1390-B

Section:

1390

CPC-1994-0213-CPU

**Downtown
 Community Plan Area**

 Building Line Removal



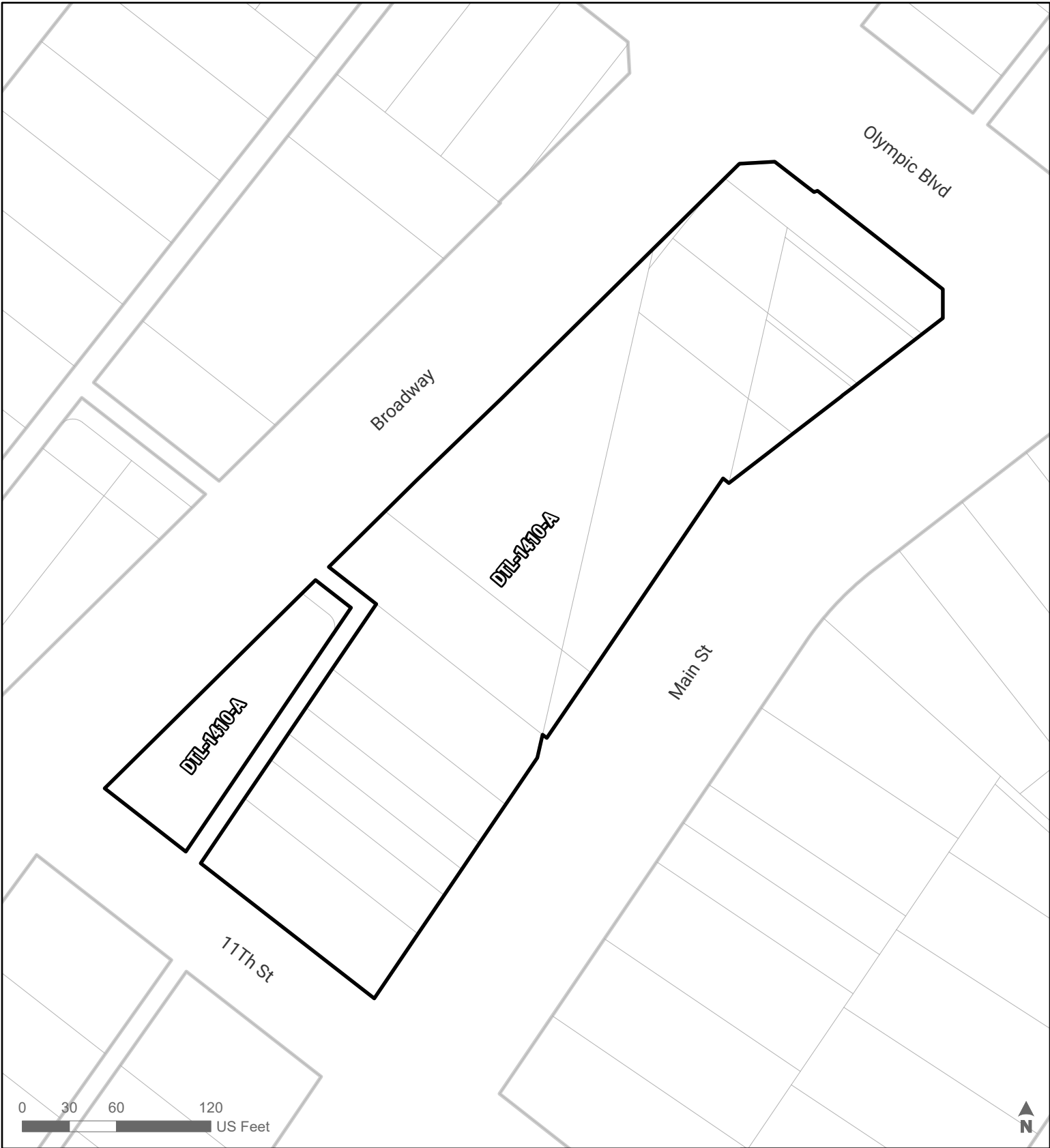
GPLU MAP AMENDMENTS
SUBAREAS
DTL-1400-A

Section:

1400

CPC-1994-0213-CPU

**Downtown
Community Plan Area**



GPLU MAP AMENDMENTS
SUBAREAS
DTL-1410-A

Section:

1410

CPC-1994-0213-CPU

**Downtown
Community Plan Area**



GPLU MAP AMENDMENTS
SUBAREAS
DTL-1420-A, DTL-1420-B

Section:

1420

CPC-1994-0213-CPU

**Downtown
Community Plan Area**



GPLU MAP AMENDMENTS
SUBAREAS
DTL-1430-A, DTL-1430-B

Section:


1430

CPC-1994-0213-CPU

**Downtown
Community Plan Area**



GPLU MAP AMENDMENTS
SUBAREAS
 DTL-1440-A

 Building Line Removal

Data Sources: Department of City Planning, Bureau of Engineering

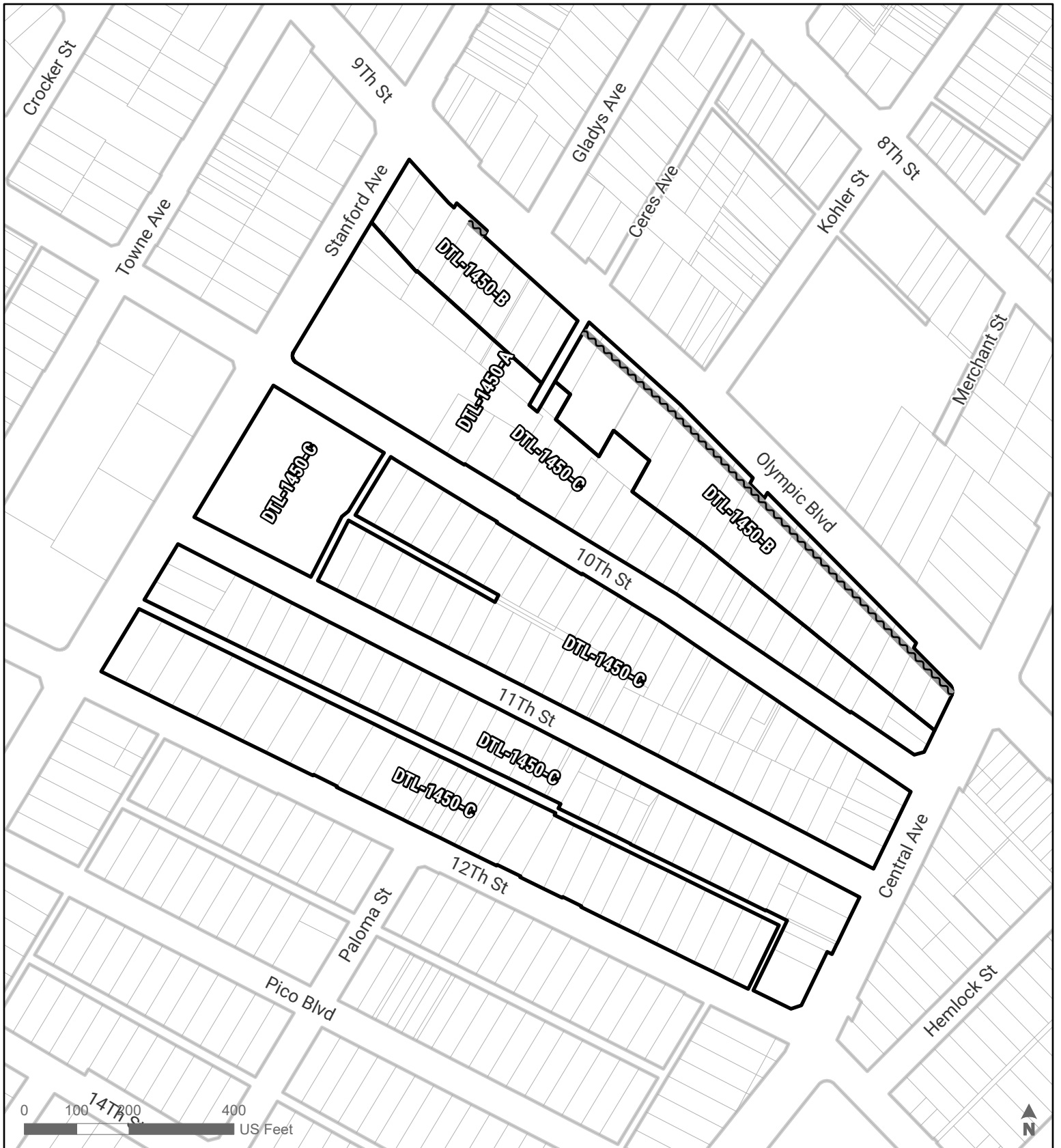
TL / MAR2021

Section:

1440

CPC-1994-0213-CPU


**Downtown
 Community Plan Area**



GPLU MAP AMENDMENTS

SUBAREAS

DTL-1450-A, DTL-1450-B, DTL-1450-C

 Building Line Removal

Data Sources: Department of City Planning, Bureau of Engineering

TL / MAR2021

Section:

1450

CPC-1994-0213-CPU

**Downtown
Community Plan Area**



GPLU MAP AMENDMENTS

SUBAREAS

DTL-1460-A, DTL-1460-B, DTL-1460-C, DTL-1460-D

Section:

1460

CPC-1994-0213-CPU

**Downtown
Community Plan Area**



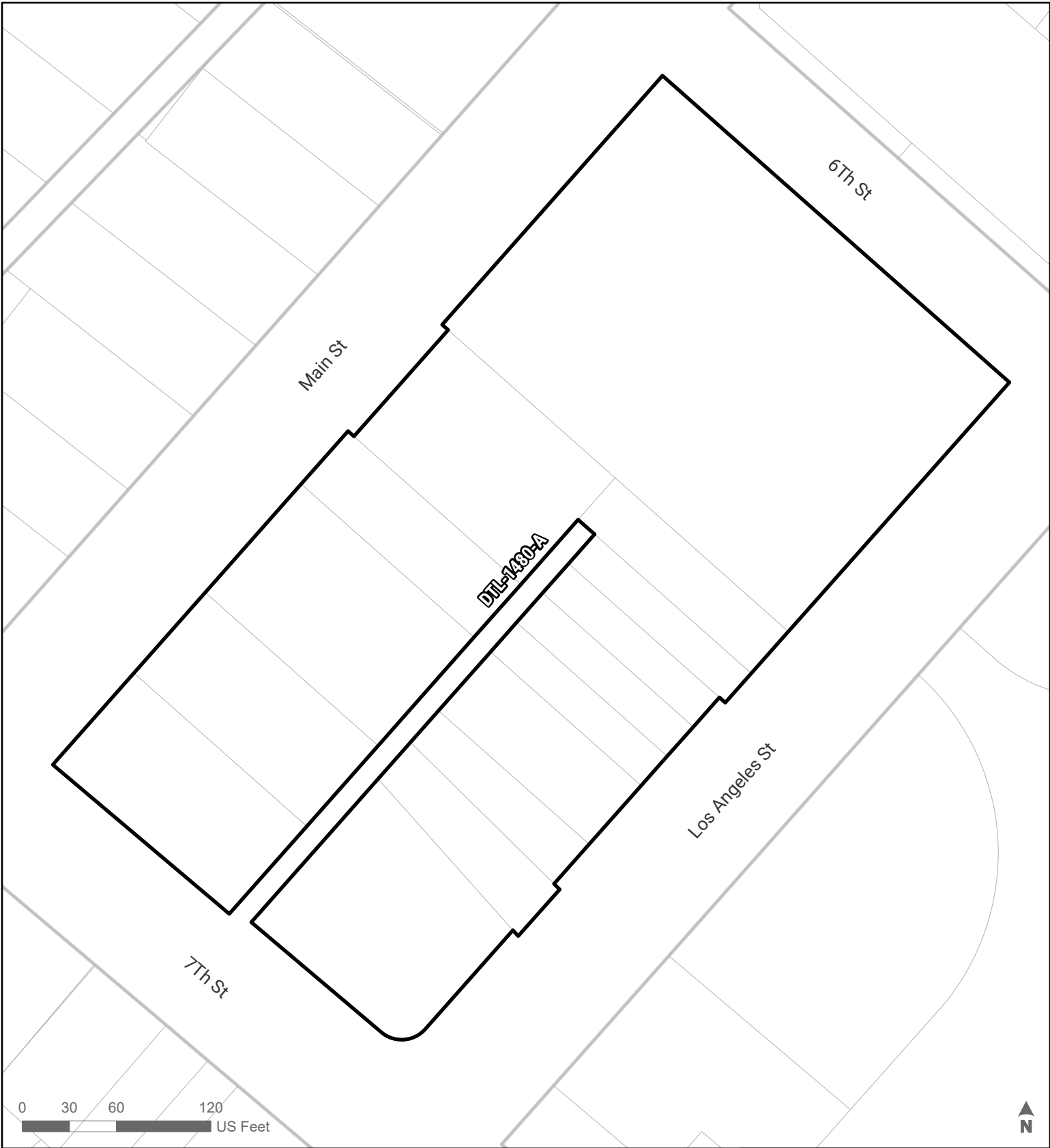
GPLU MAP AMENDMENTS
SUBAREAS
 DTL-1470-A, DTL-1470-B

Section:

1470

CPC-1994-0213-CPU

**Downtown
 Community Plan Area**



GPLU MAP AMENDMENTS

SUBAREAS

DTL-1480-A

Section:

1480

CPC-1994-0213-CPU


**Downtown
Community Plan Area**



GPLU MAP AMENDMENTS

SUBAREAS

DTL-1000-B, DTL-1000-C, DTL-1030-D, DTL-1490-A, DTL-1490-B, DTL-1490-C,
DTL-1500-B, DTL-1500-D

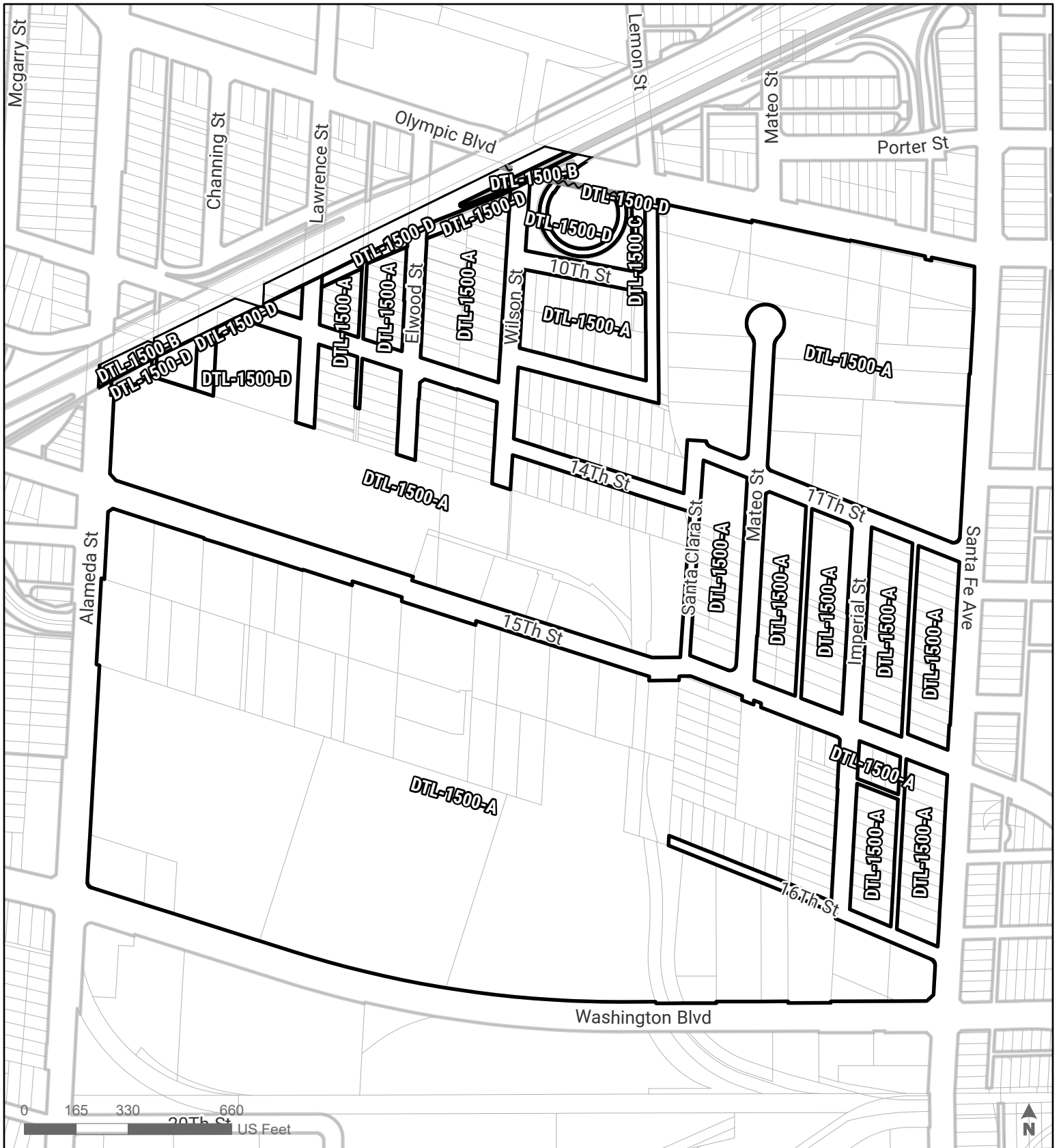
 Building Line Removal

Section:

1490

CPC-1994-0213-CPU


**Downtown
Community Plan Area**



GPLU MAP AMENDMENTS

SUBAREAS

DTL-1490-B, DTL-1500-A, DTL-1500-B, DTL-1500-C, DTL-1500-D, DTL-1520-B,
DTL-1520-C

 Building Line Removal

Data Sources: Department of City Planning, Bureau of Engineering

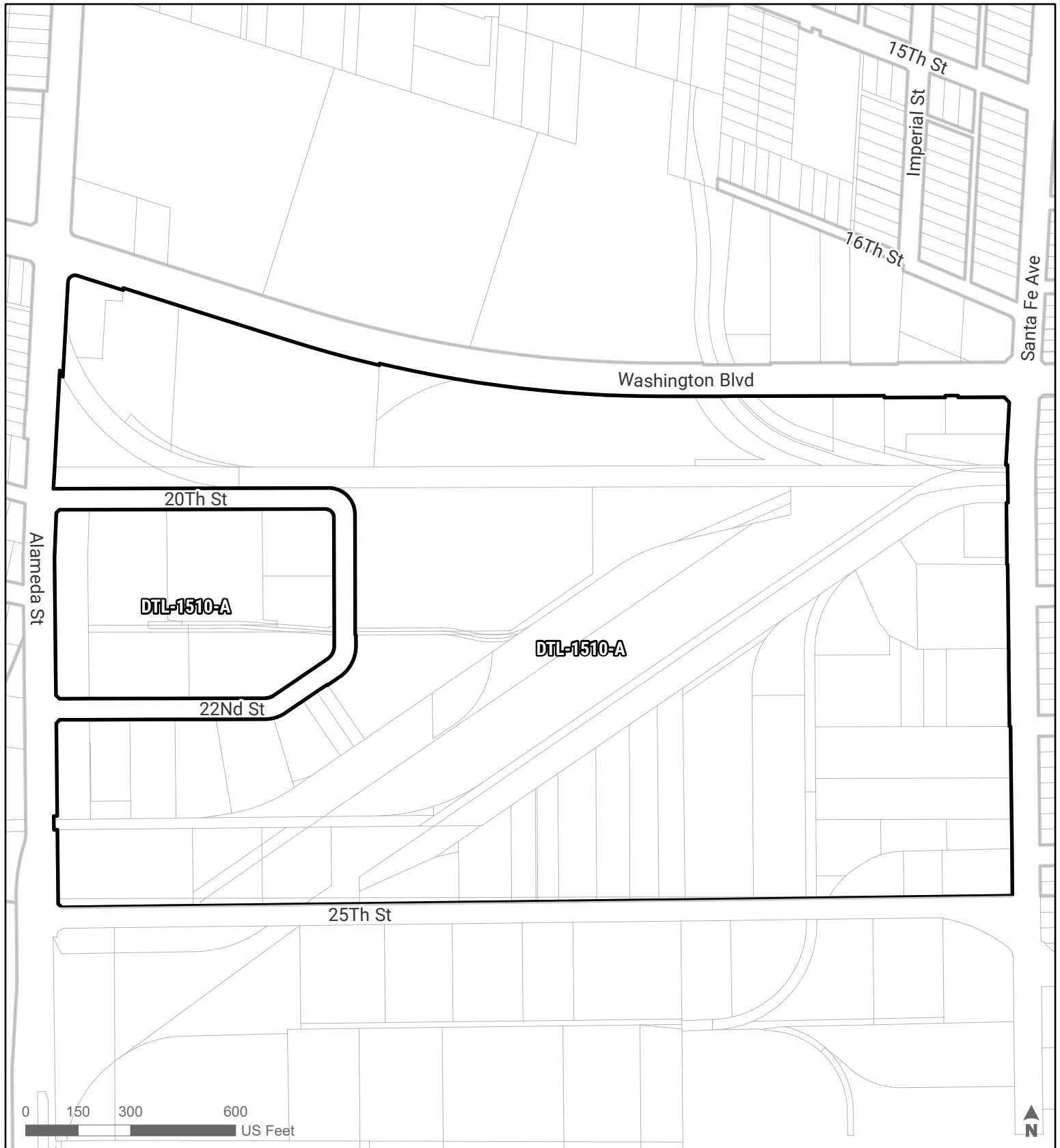
TL / MAR2021

Section:

1500

CPC-1994-0213-CPU

**Downtown
Community Plan Area**



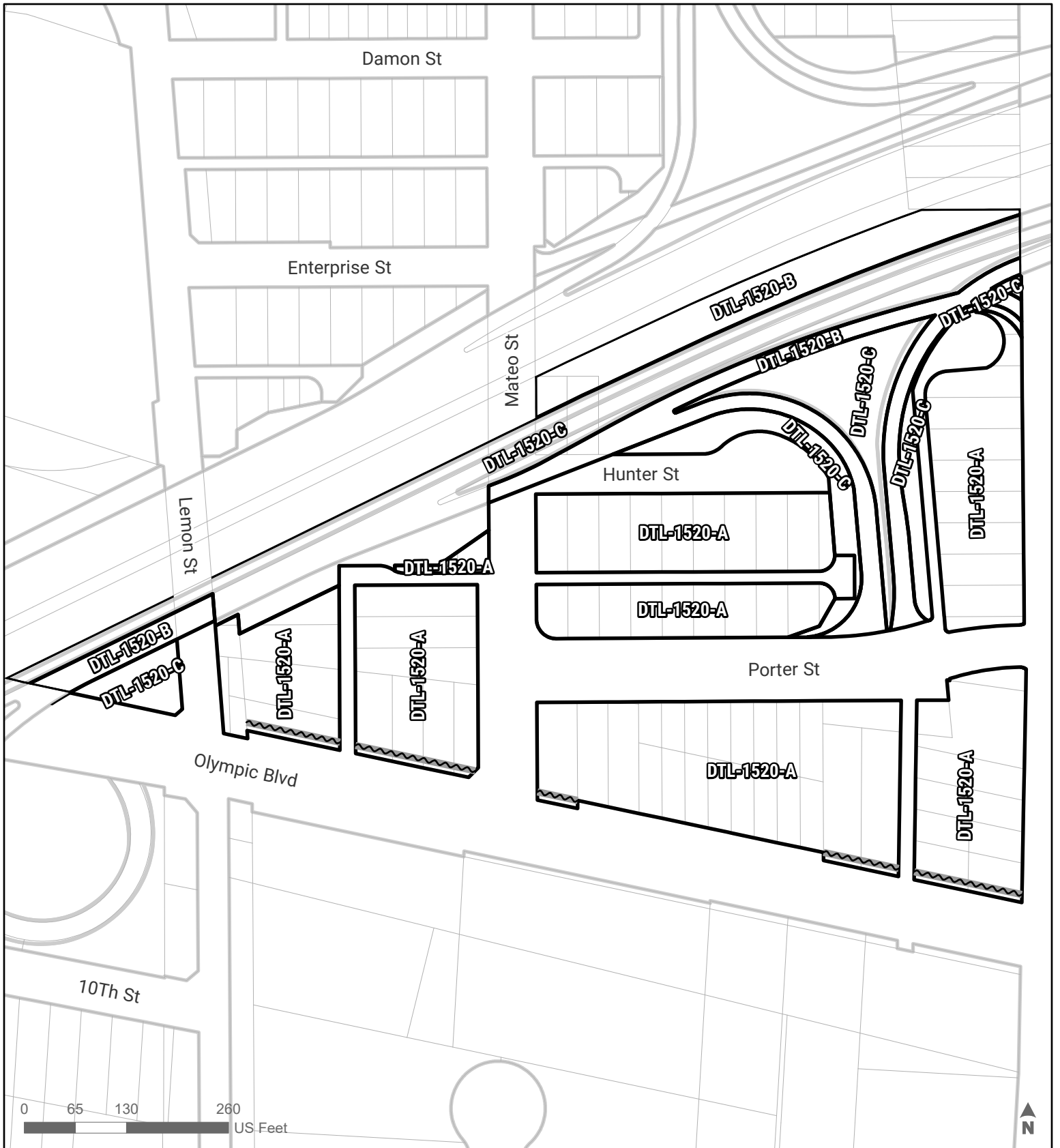
GPLU MAP AMENDMENTS
SUBAREAS
 DTL-1510-A

Section:

1510

CPC-1994-0213-CPU


Downtown
Community Plan Area



GPLU MAP AMENDMENTS

SUBAREAS

DTL-130-D, DTL-140-D, DTL-1000-C, DTL-1500-B, DTL-1500-D, DTL-1520-A,
DTL-1520-B, DTL-1520-C

 Building Line Removal

Section:

1520

CPC-1994-0213-CPU

**Downtown
Community Plan Area**



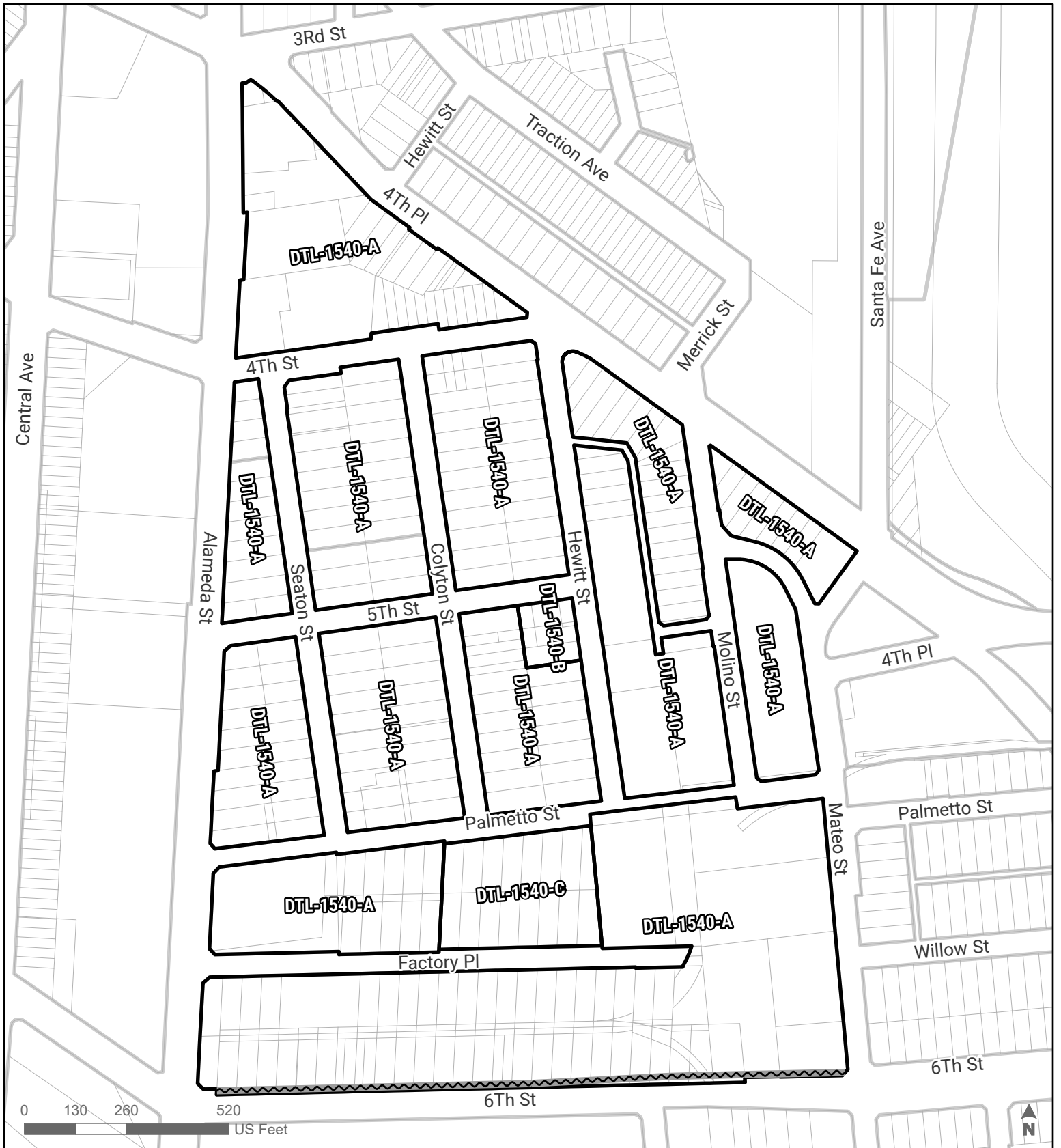
GPLU MAP AMENDMENTS
SUBAREAS
 DTL-1530-A, DTL-1530-B

Section:

1530

CPC-1994-0213-CPU


**Downtown
 Community Plan Area**



GPLU MAP AMENDMENTS

SUBAREAS

DTL-1540-A, DTL-1540-B, DTL-1540-C

 Building Line Removal

Data Sources: Department of City Planning, Bureau of Engineering

TL / MAR2021

Section:

1540

CPC-1994-0213-CPU

**Downtown
Community Plan Area**



GPLU MAP AMENDMENTS

SUBAREAS

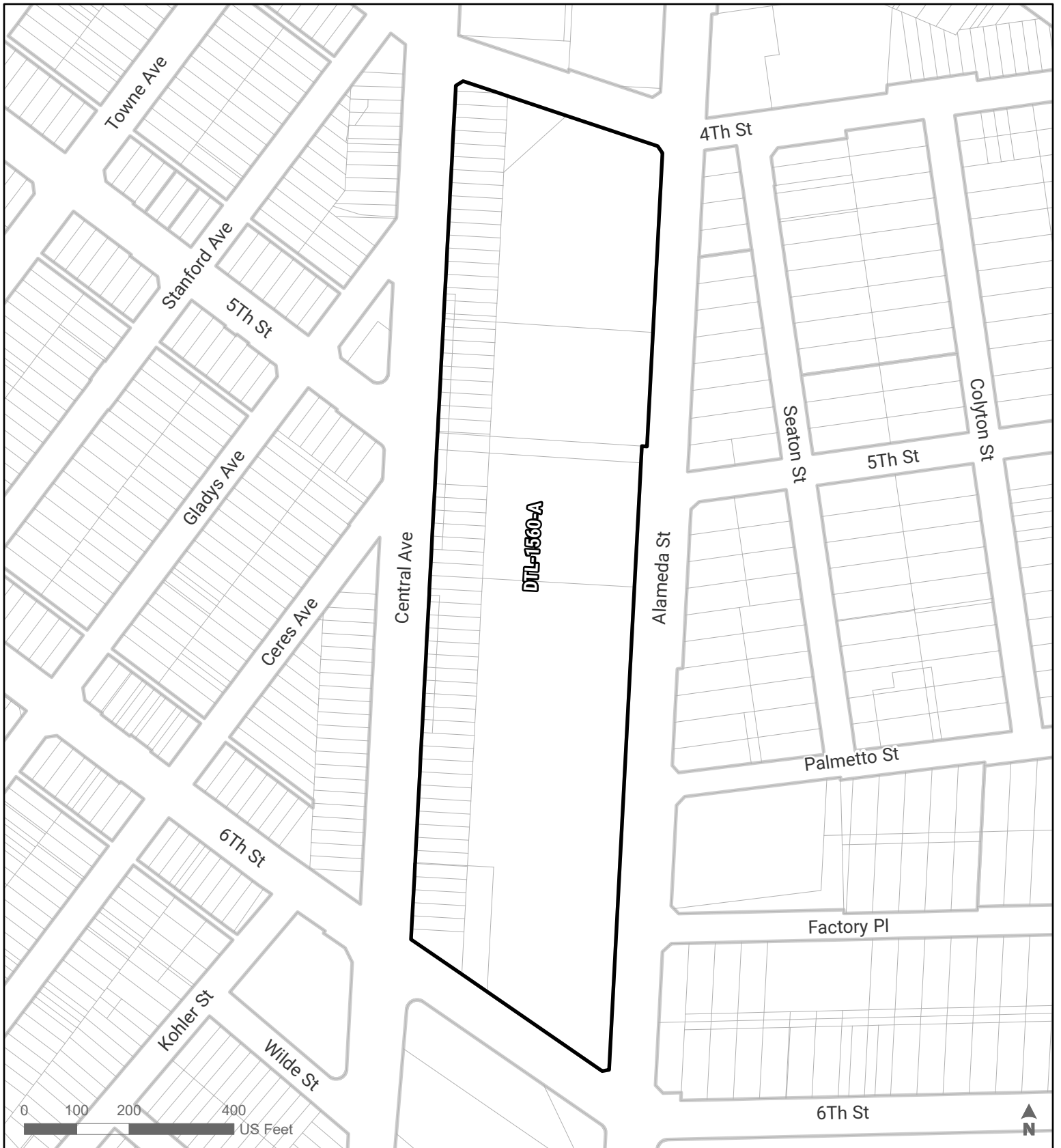
DTL-1080-A, DTL-1550-A, DTL-1550-B

Section:

1550

CPC-1994-0213-CPU

**Downtown
Community Plan Area**



GPLU MAP AMENDMENTS
SUBAREAS
 DTL-1560-A

Section:

1560

CPC-1994-0213-CPU

**Downtown
 Community Plan Area**



GPLU MAP AMENDMENTS

SUBAREAS

DTL-1570-A, DTL-1570-B, DTL-1570-C

Section:

1570

CPC-1994-0213-CPU

**Downtown
Community Plan Area**



GPLU MAP AMENDMENTS
SUBAREAS
 DTL-1580-A, DTL-1580-B

Section:

1580

CPC-1994-0213-CPU

**Downtown
 Community Plan Area**



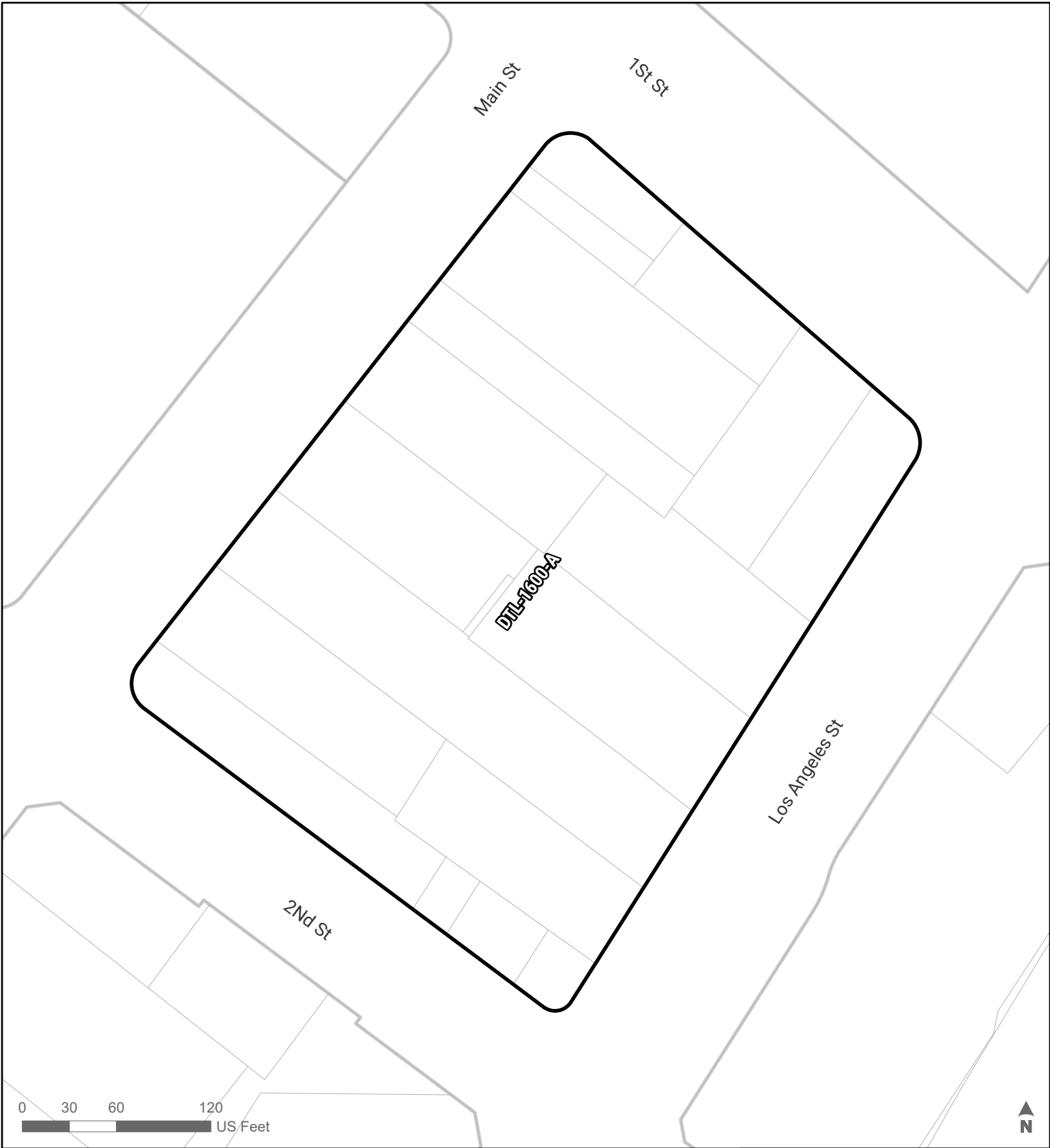
GPLU MAP AMENDMENTS
SUBAREAS
DTL-1590-A

Section:

1590

CPC-1994-0213-CPU

**Downtown
Community Plan Area**



GPLU MAP AMENDMENTS
SUBAREAS
DTL-1600-A

Section:

1600

CPC-1994-0213-CPU

**Downtown
Community Plan Area**



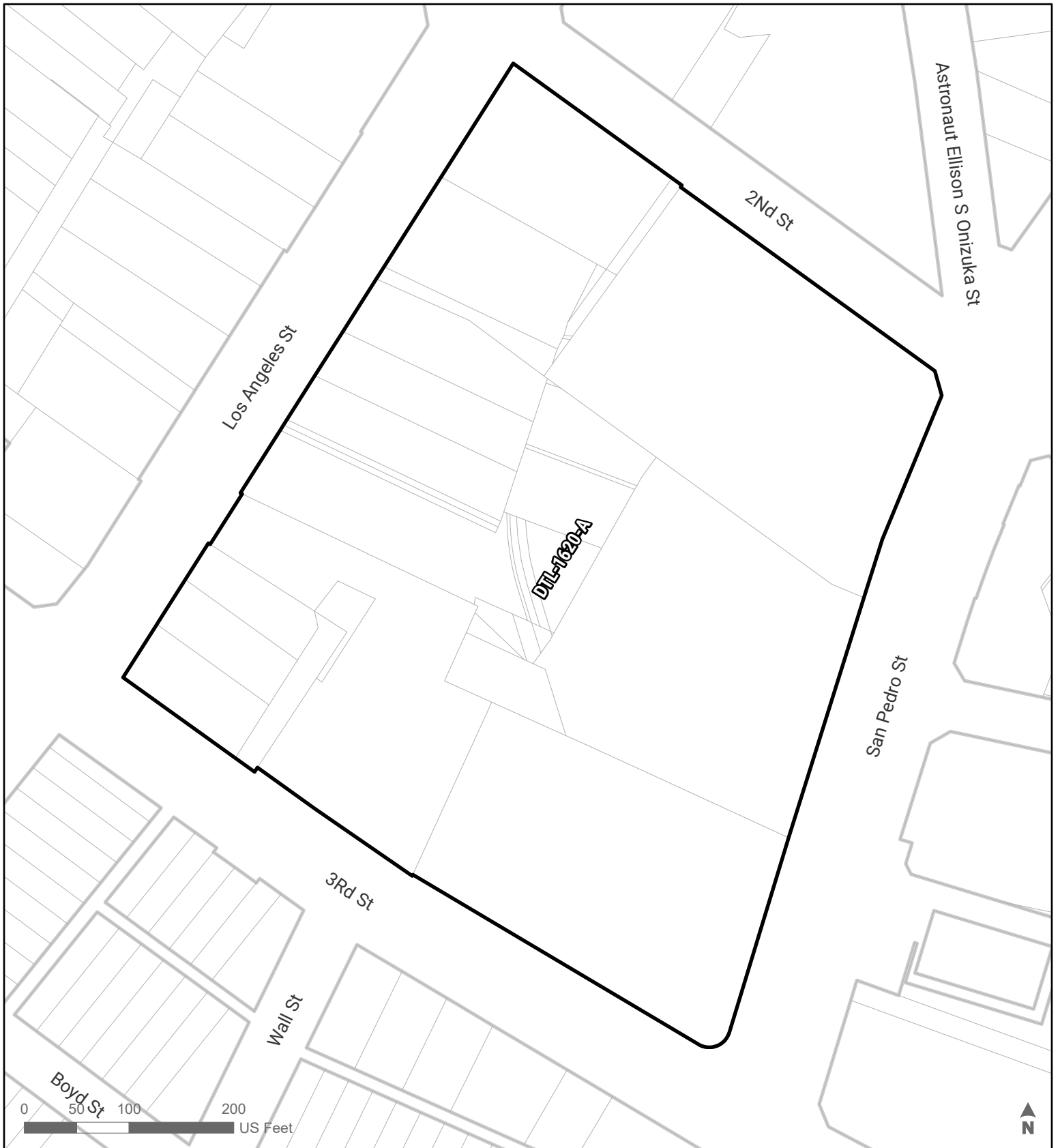
GPLU MAP AMENDMENTS
SUBAREAS
DTL-1610-A

Section:

1610

CPC-1994-0213-CPU

**Downtown
Community Plan Area**



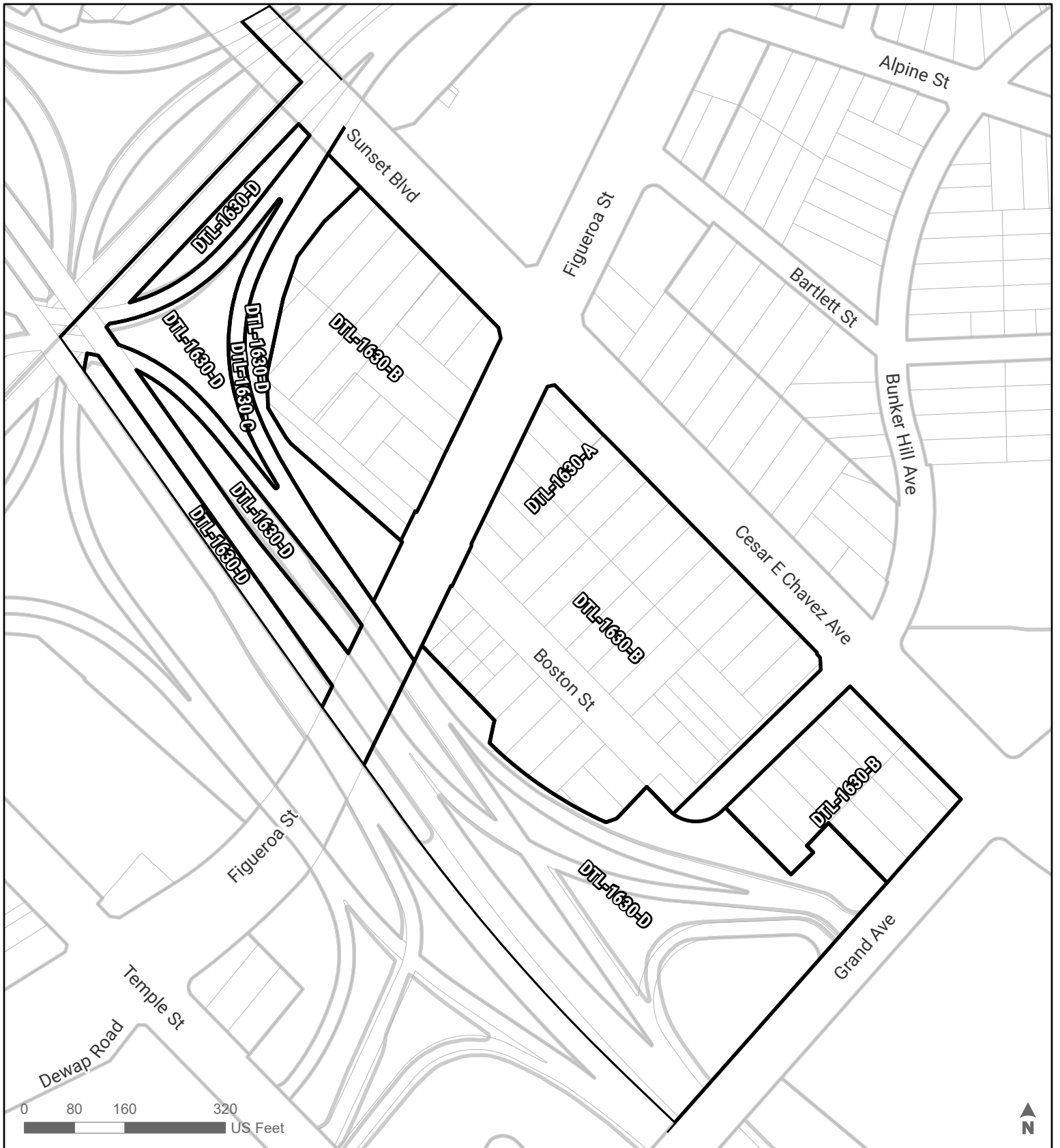
GPLU MAP AMENDMENTS
SUBAREAS
DTL-1620-A

Section:

1620

CPC-1994-0213-CPU

**Downtown
Community Plan Area**



GPLU MAP AMENDMENTS

SUBAREAS

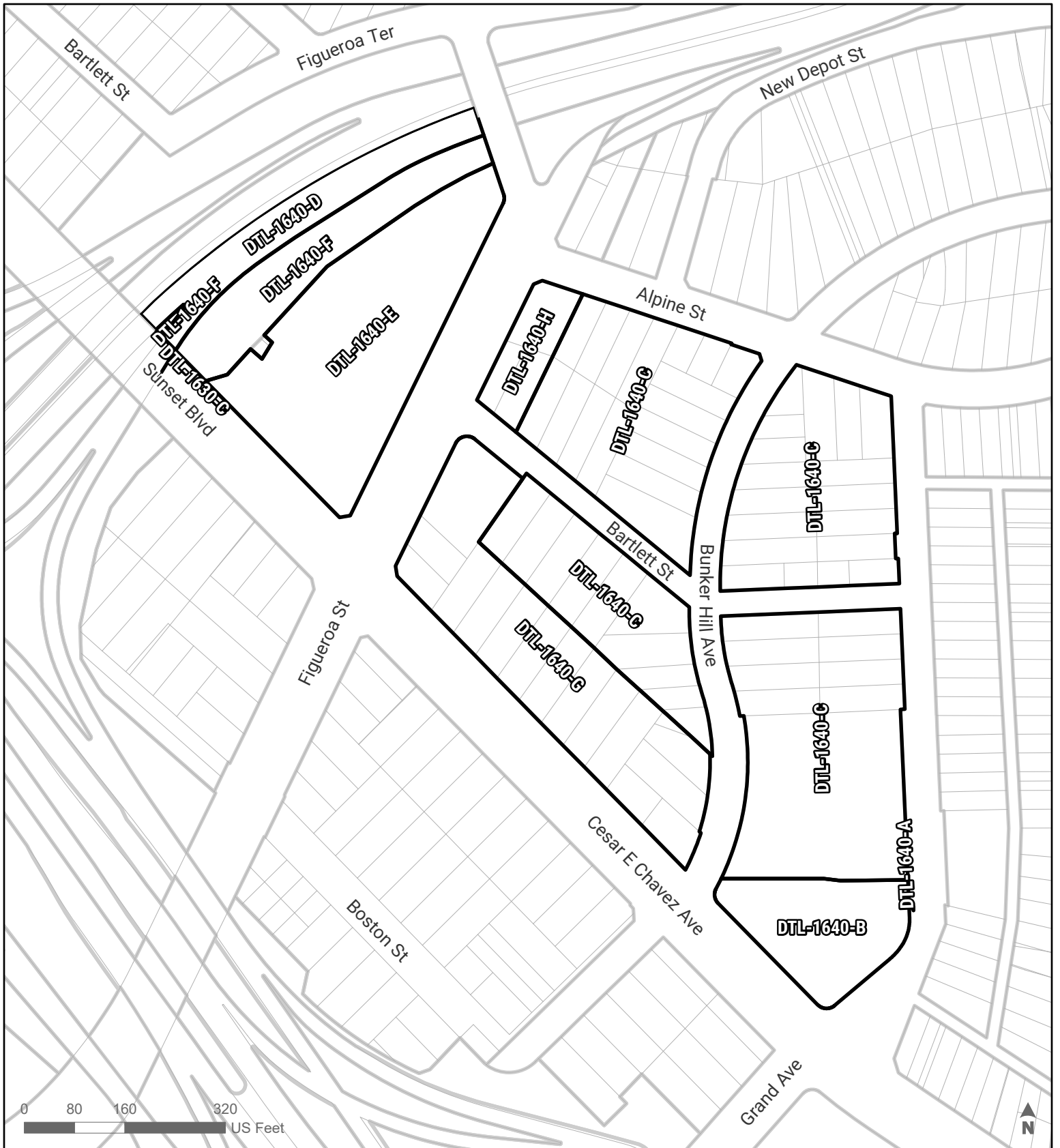
DTL-1630-A, DTL-1630-B, DTL-1630-C, DTL-1630-D, DTL-1680-A, DTL-2240-A,
DTL-2240-C

Section:

1630

CPC-1994-0213-CPU

**Downtown
Community Plan Area**



GPLU MAP AMENDMENTS

SUBAREAS

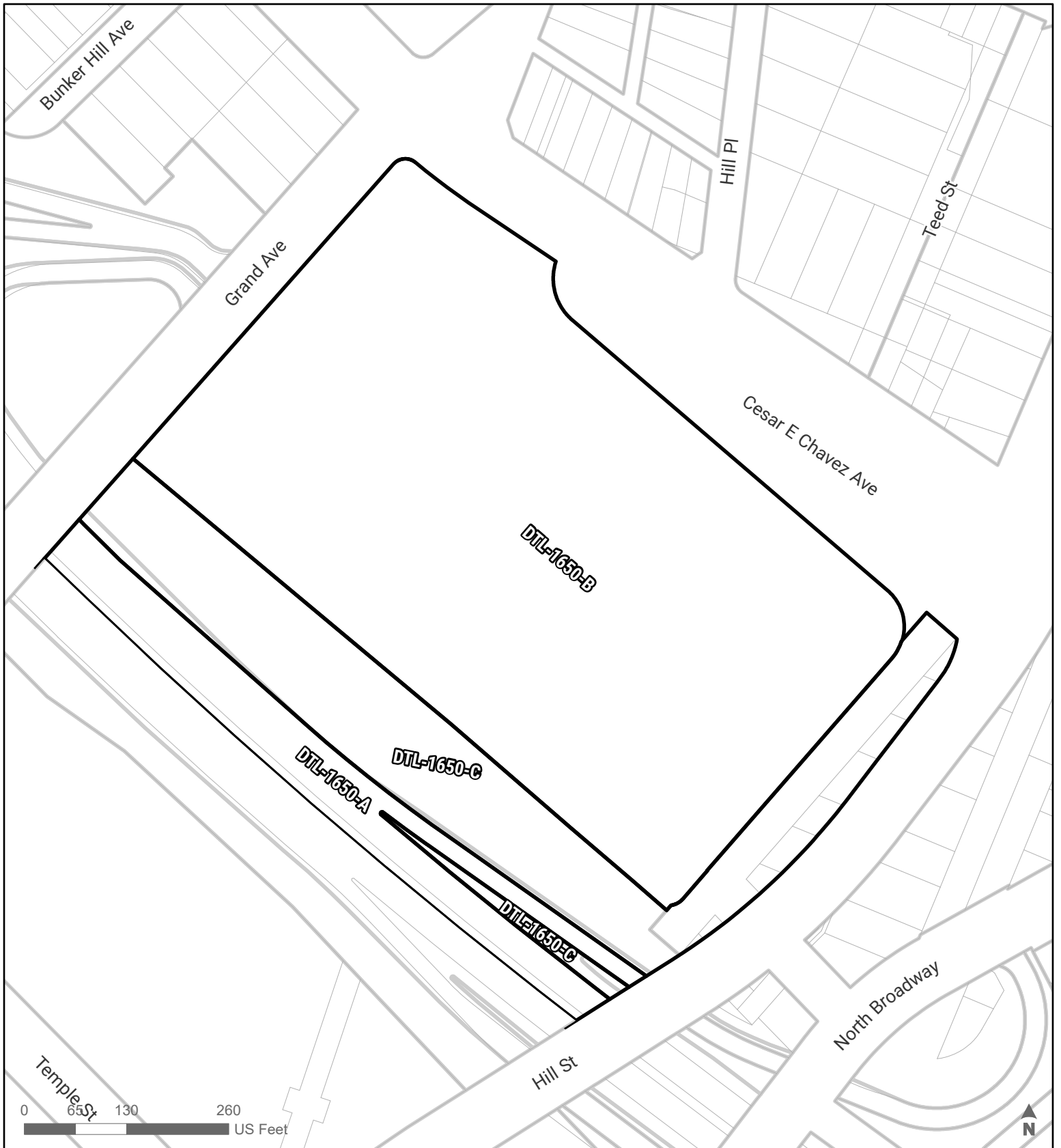
DTL-1630-C, DTL-1640-A, DTL-1640-B, DTL-1640-C, DTL-1640-D, DTL-1640-E,
 DTL-1640-F, DTL-1640-G, DTL-1640-H, DTL-2430-E

Section:

1640

CPC-1994-0213-CPU

**Downtown
 Community Plan Area**



GPLU MAP AMENDMENTS

SUBAREAS

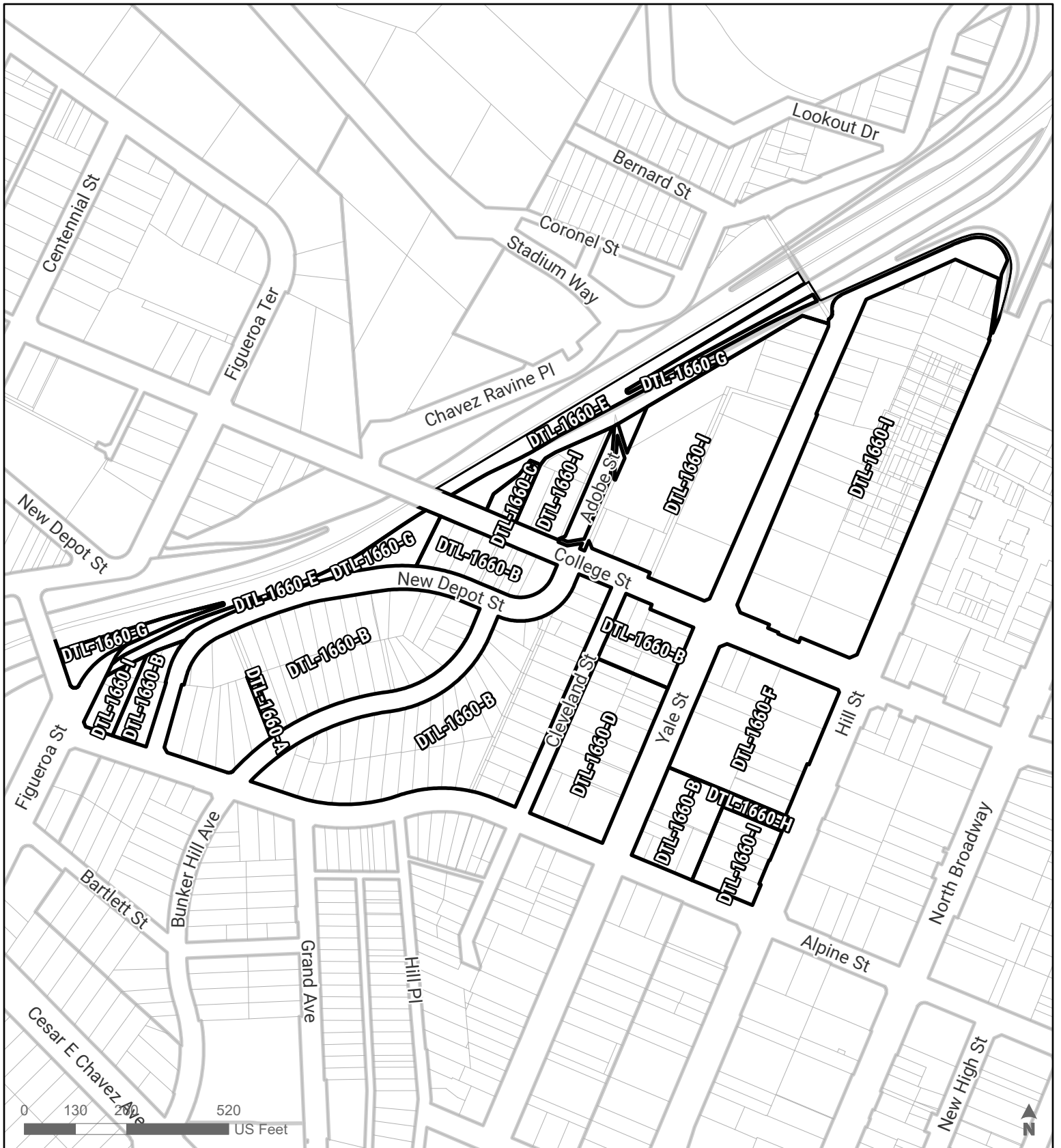
DTL-1650-A, DTL-1650-B, DTL-1650-C, DTL-1690-A

Section:

1650

CPC-1994-0213-CPU

**Downtown
Community Plan Area**



GPLU MAP AMENDMENTS

SUBAREAS

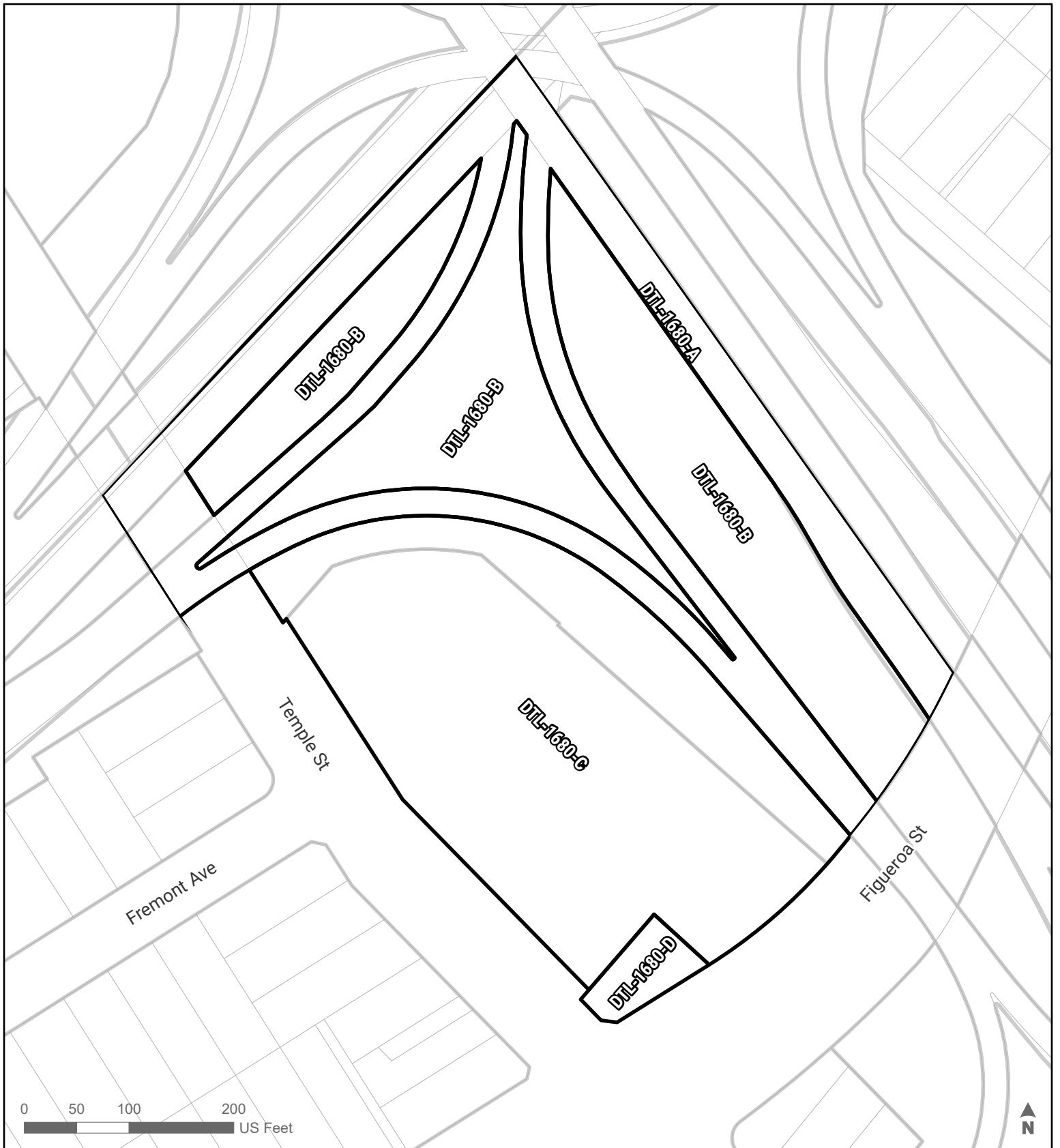
DTL-170-B, DTL-1660-A, DTL-1660-B, DTL-1660-C, DTL-1660-D, DTL-1660-E,
DTL-1660-F, DTL-1660-G, DTL-1660-H, DTL-1660-I, DTL-2420-J

Section:

1660

CPC-1994-0213-CPU

**Downtown
Community Plan Area**



GPLU MAP AMENDMENTS

SUBAREAS

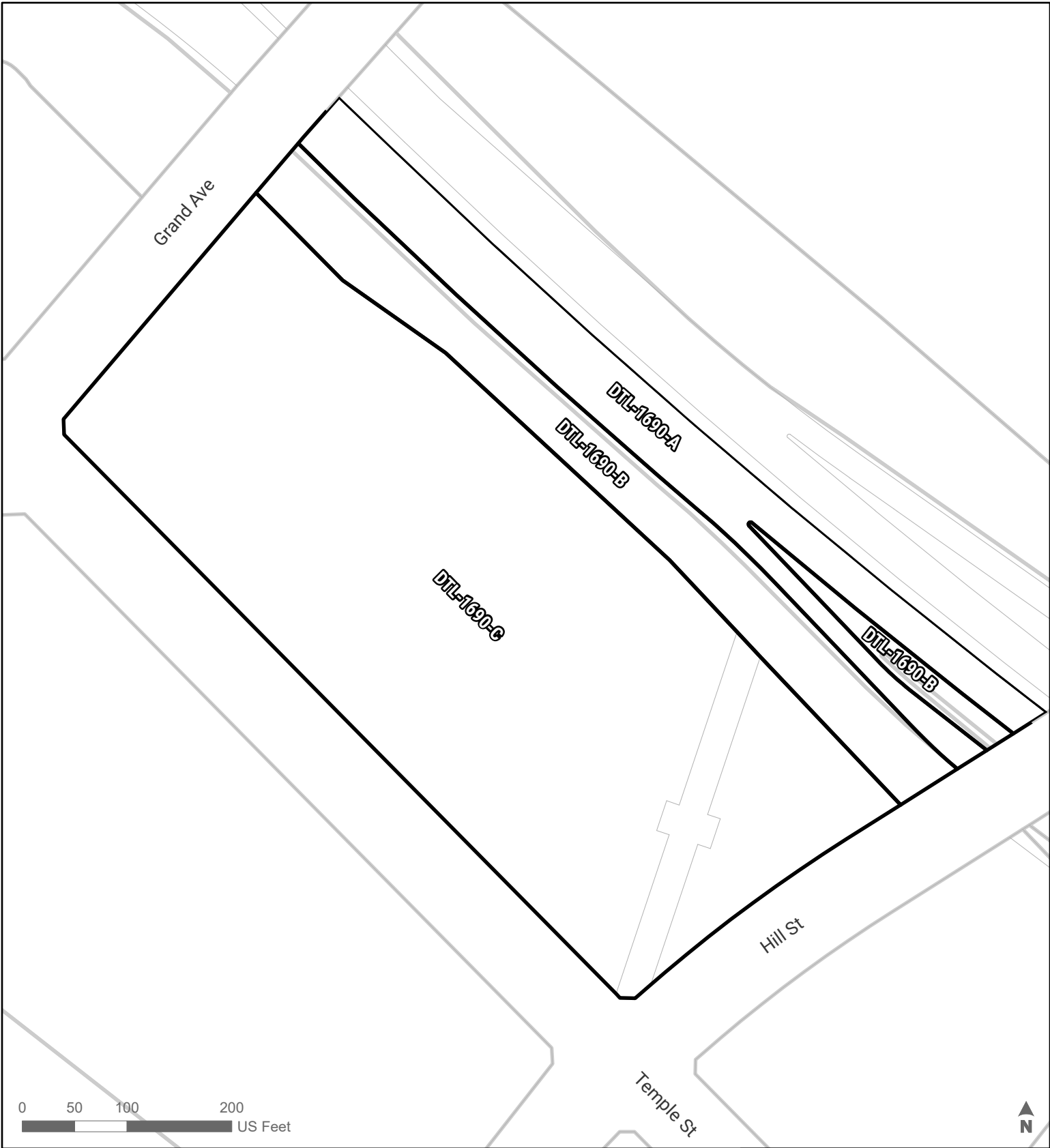
DTL-1630-C, DTL-1630-D, DTL-1680-A, DTL-1680-B, DTL-1680-C, DTL-1680-D,
 DTL-1790-A, DTL-1790-C, DTL-2240-A

Section:

1680

CPC-1994-0213-CPU

**Downtown
 Community Plan Area**



GPLU MAP AMENDMENTS

SUBAREAS

DTL-1650-A, DTL-1690-A, DTL-1690-B, DTL-1690-C

Section:

1690

CPC-1994-0213-CPU

**Downtown
Community Plan Area**



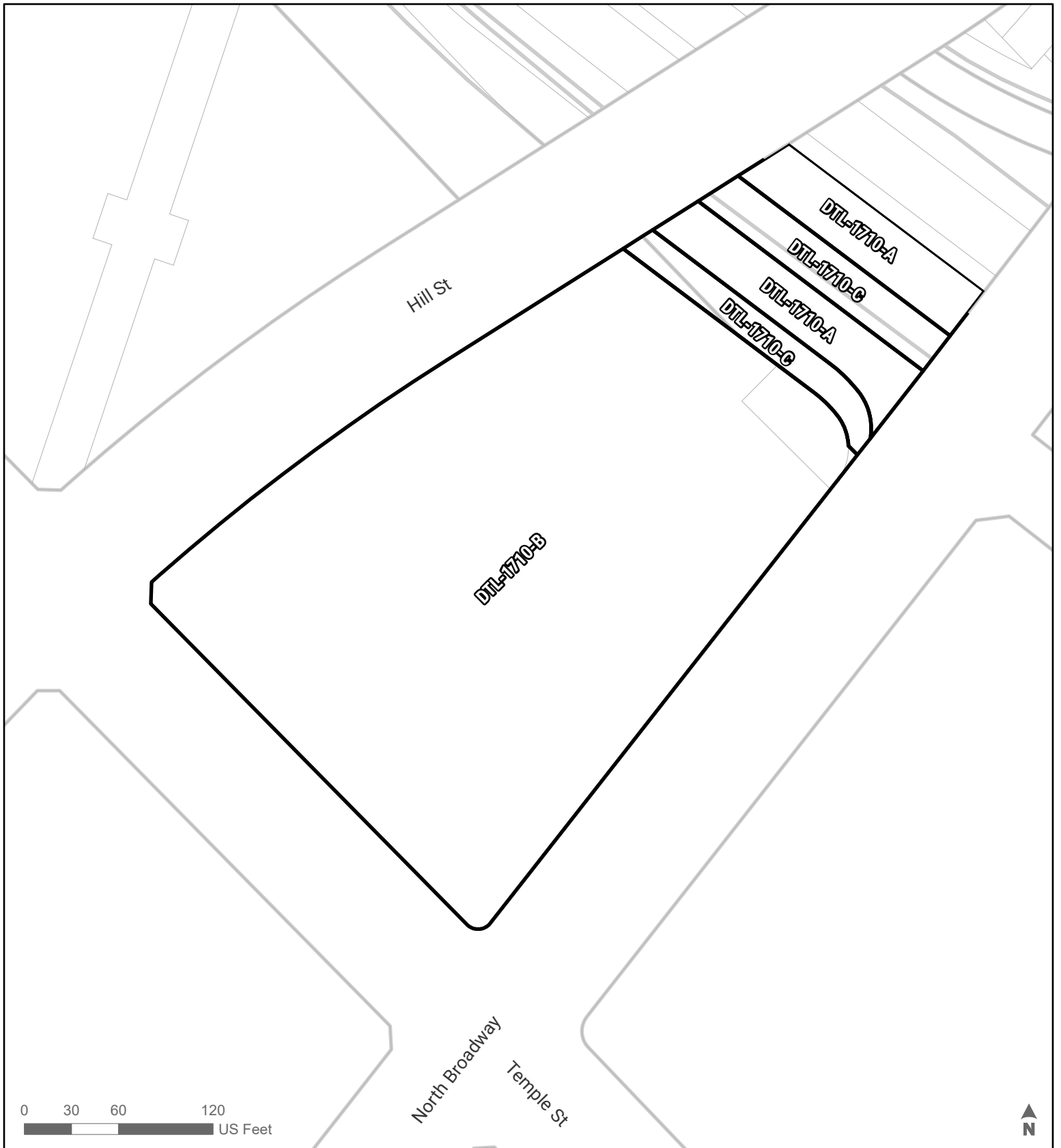
GPLU MAP AMENDMENTS
SUBAREAS
 DTL-1700-A

Section:

1700

CPC-1994-0213-CPU

**Downtown
 Community Plan Area**



GPLU MAP AMENDMENTS

SUBAREAS

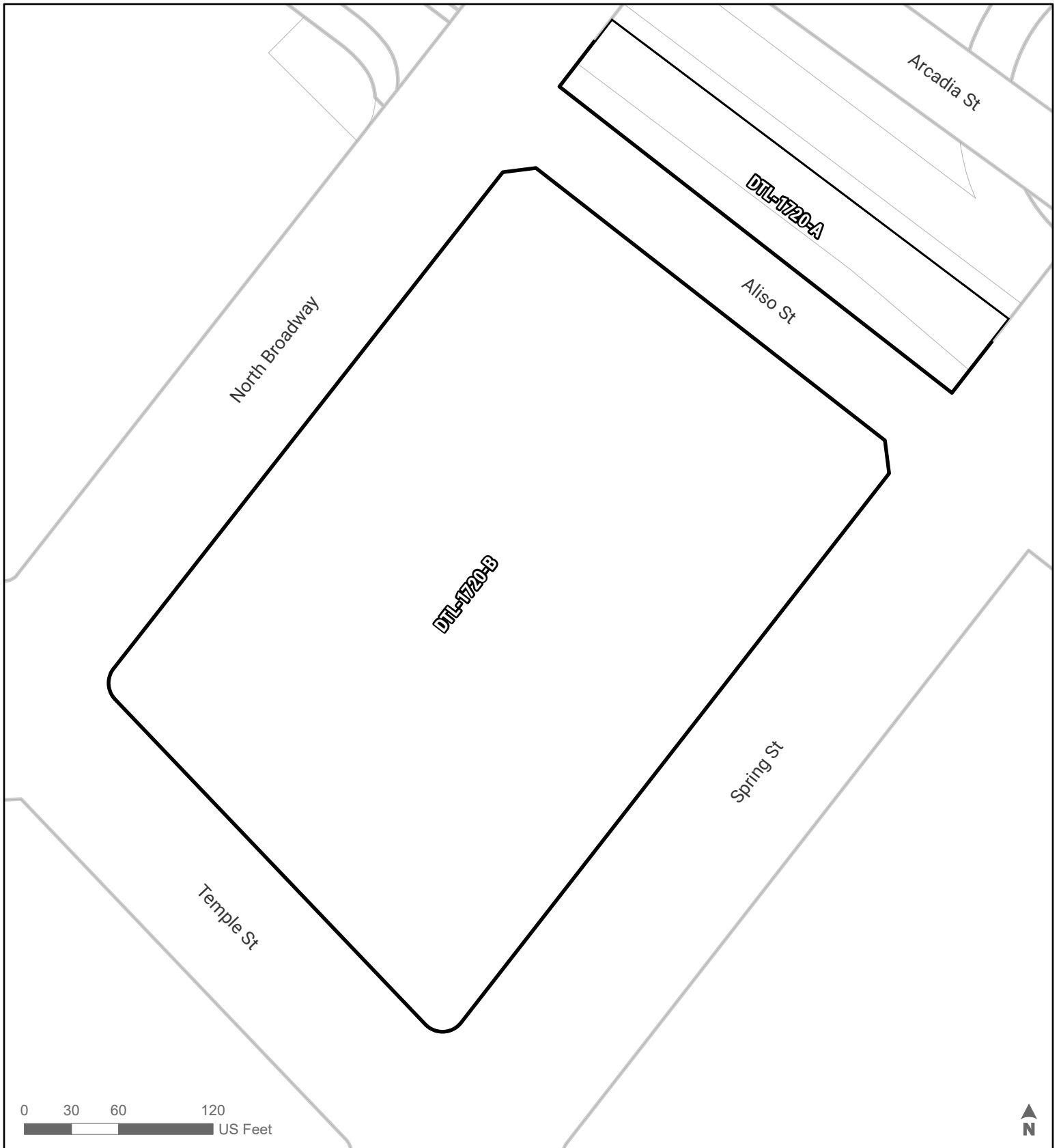
DTL-1710-A, DTL-1710-B, DTL-1710-C, DTL-2310-D

Section:

1710

CPC-1994-0213-CPU

**Downtown
Community Plan Area**



GPLU MAP AMENDMENTS

SUBAREAS

DTL-1720-A, DTL-1720-B, DTL-2310-D

Section:

1720

CPC-1994-0213-CPU

**Downtown
Community Plan Area**



GPLU MAP AMENDMENTS

SUBAREAS

DTL-1730-A, DTL-1730-B, DTL-1730-C

Section:

1730

CPC-1994-0213-CPU

**Downtown
Community Plan Area**



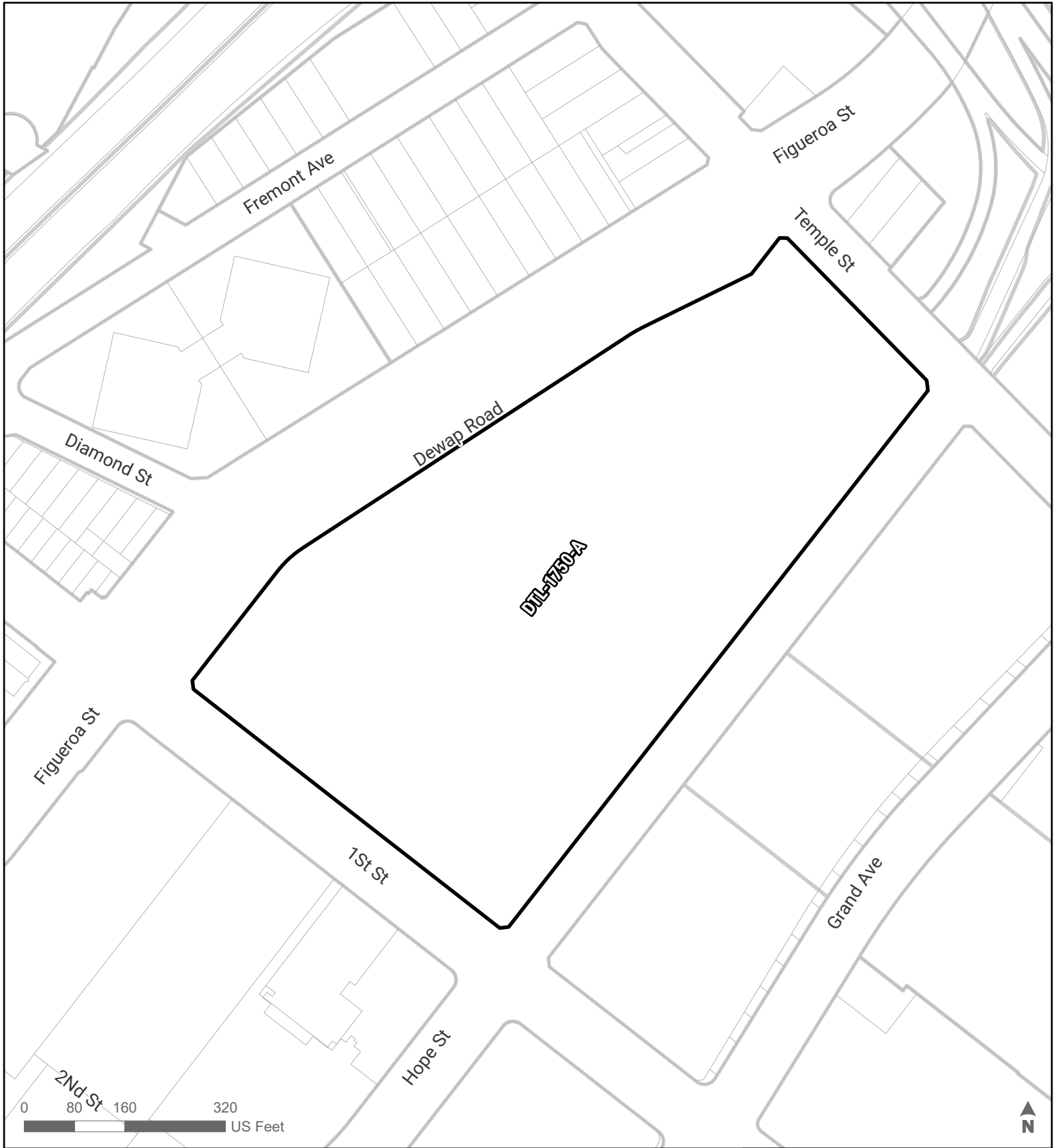
GPLU MAP AMENDMENTS
SUBAREAS
DTL-1740-A, DTL-1740-B

Section:

1740

CPC-1994-0213-CPU

**Downtown
Community Plan Area**



GPLU MAP AMENDMENTS
SUBAREAS
 DTL-1750-A

Section:

1750

CPC-1994-0213-CPU

**Downtown
 Community Plan Area**



GPLU MAP AMENDMENTS

SUBAREAS

DTL-1760-A, DTL-1760-B, DTL-1760-C, DTL-1760-D

Section:

1760

CPC-1994-0213-CPU

**Downtown
Community Plan Area**



GPLU MAP AMENDMENTS

SUBAREAS

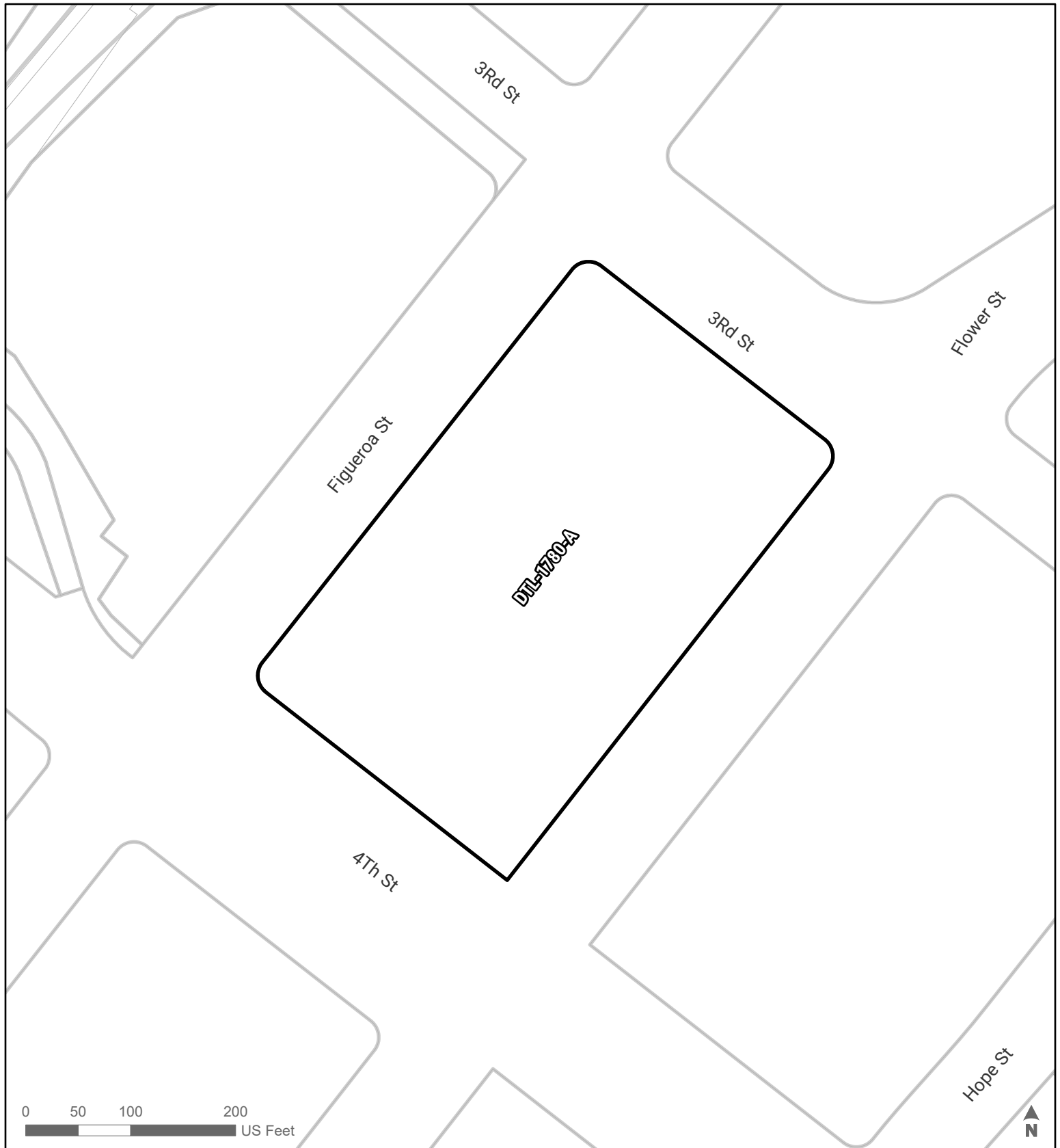
DTL-1770-A, DTL-1770-B, DTL-1770-C

Section:

1770

CPC-1994-0213-CPU

**Downtown
Community Plan Area**



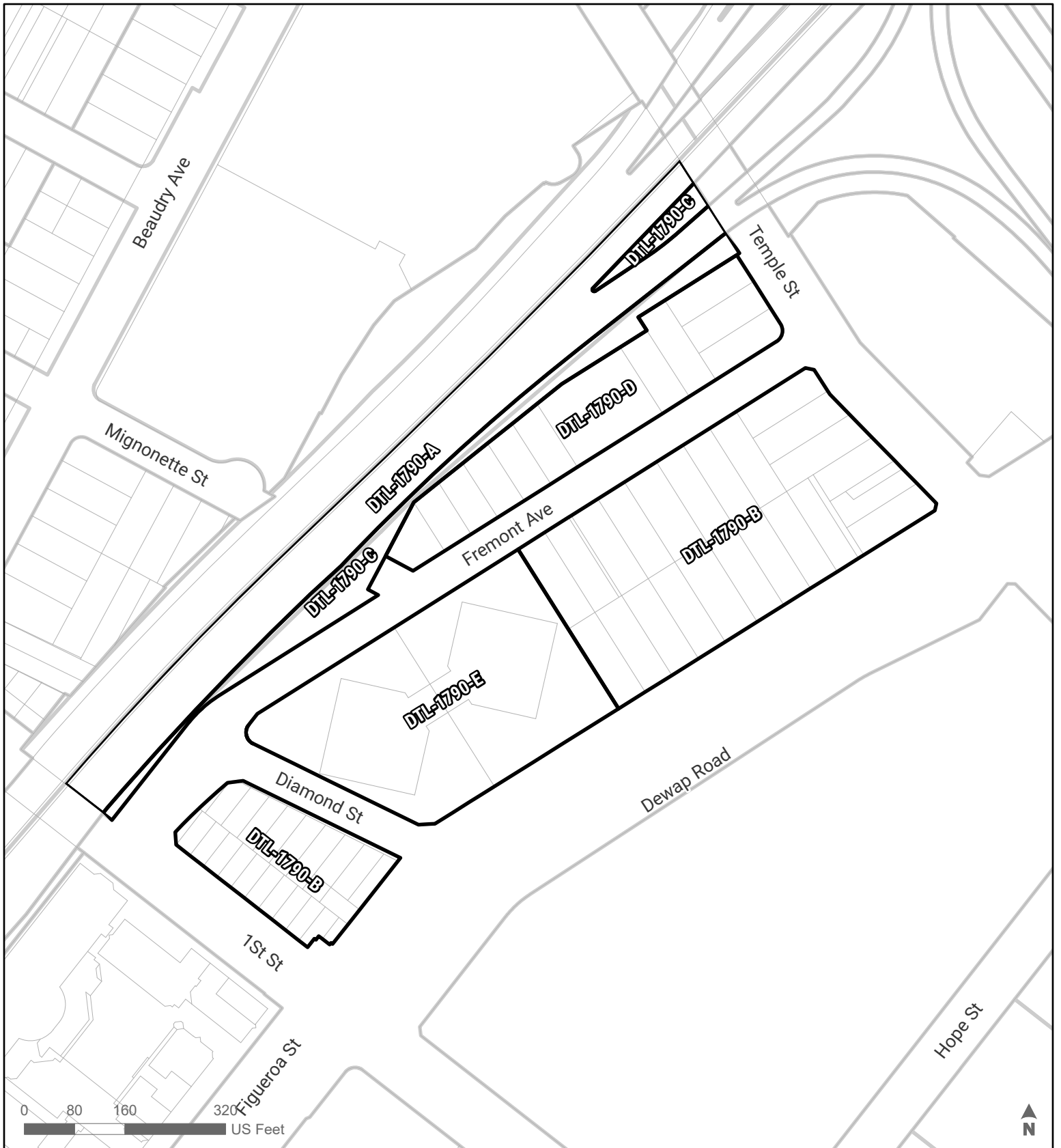
GPLU MAP AMENDMENTS
SUBAREAS
DTL-1780-A

Section:

1780

CPC-1994-0213-CPU

**Downtown
Community Plan Area**



GPLU MAP AMENDMENTS

SUBAREAS

DTL-1680-A, DTL-1790-A, DTL-1790-B, DTL-1790-C, DTL-1790-D, DTL-1790-E,
DTL-2070-A

Section:

1790

CPC-1994-0213-CPU

**Downtown
Community Plan Area**



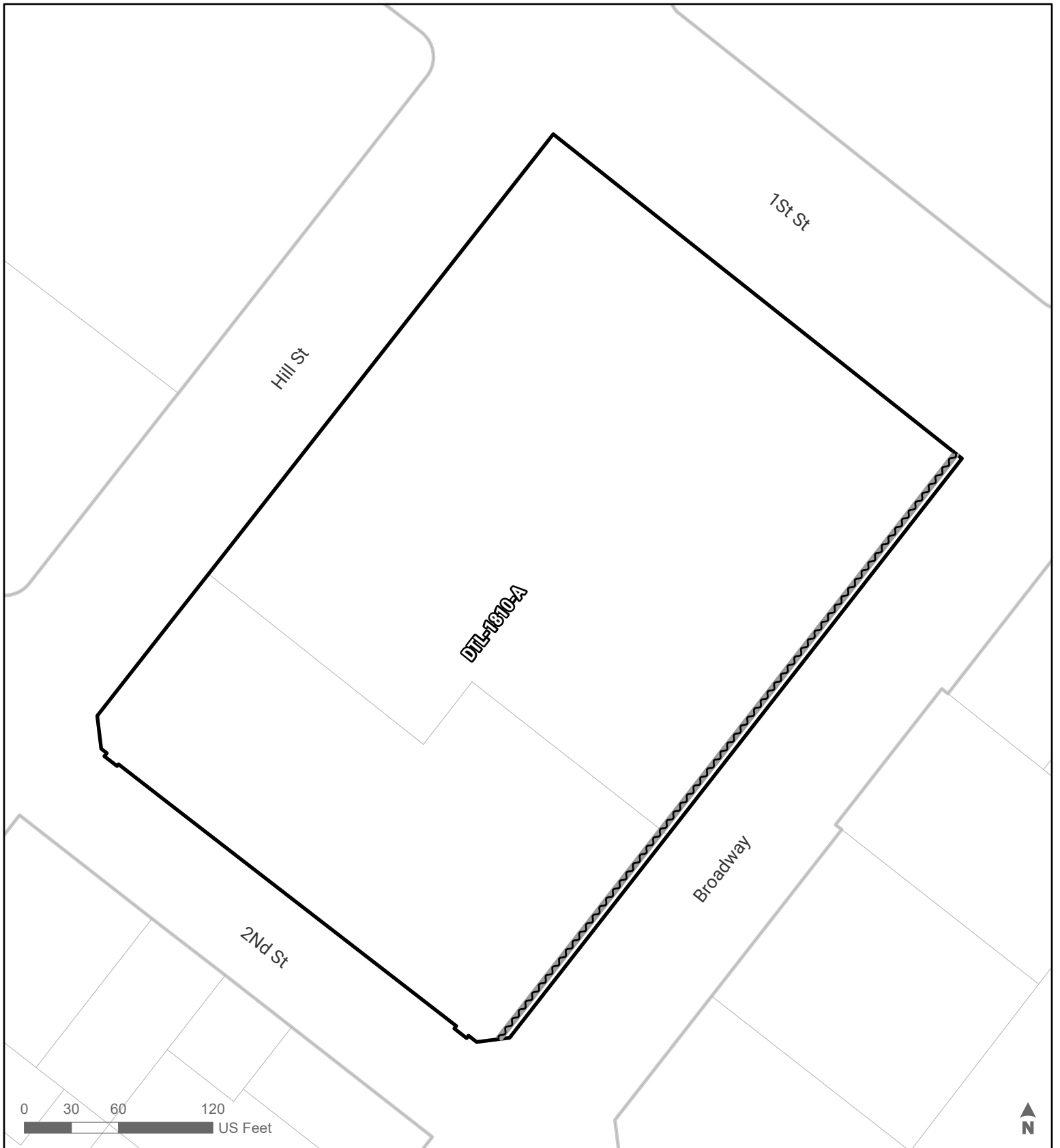
GPLU MAP AMENDMENTS
SUBAREAS
 DTL-1800-A, DTL-1800-B

Section:


1800

CPC-1994-0213-CPU

**Downtown
 Community Plan Area**



GPLU MAP AMENDMENTS
SUBAREAS
 DTL-1810-A

 Building Line Removal

Data Sources: Department of City Planning, Bureau of Engineering

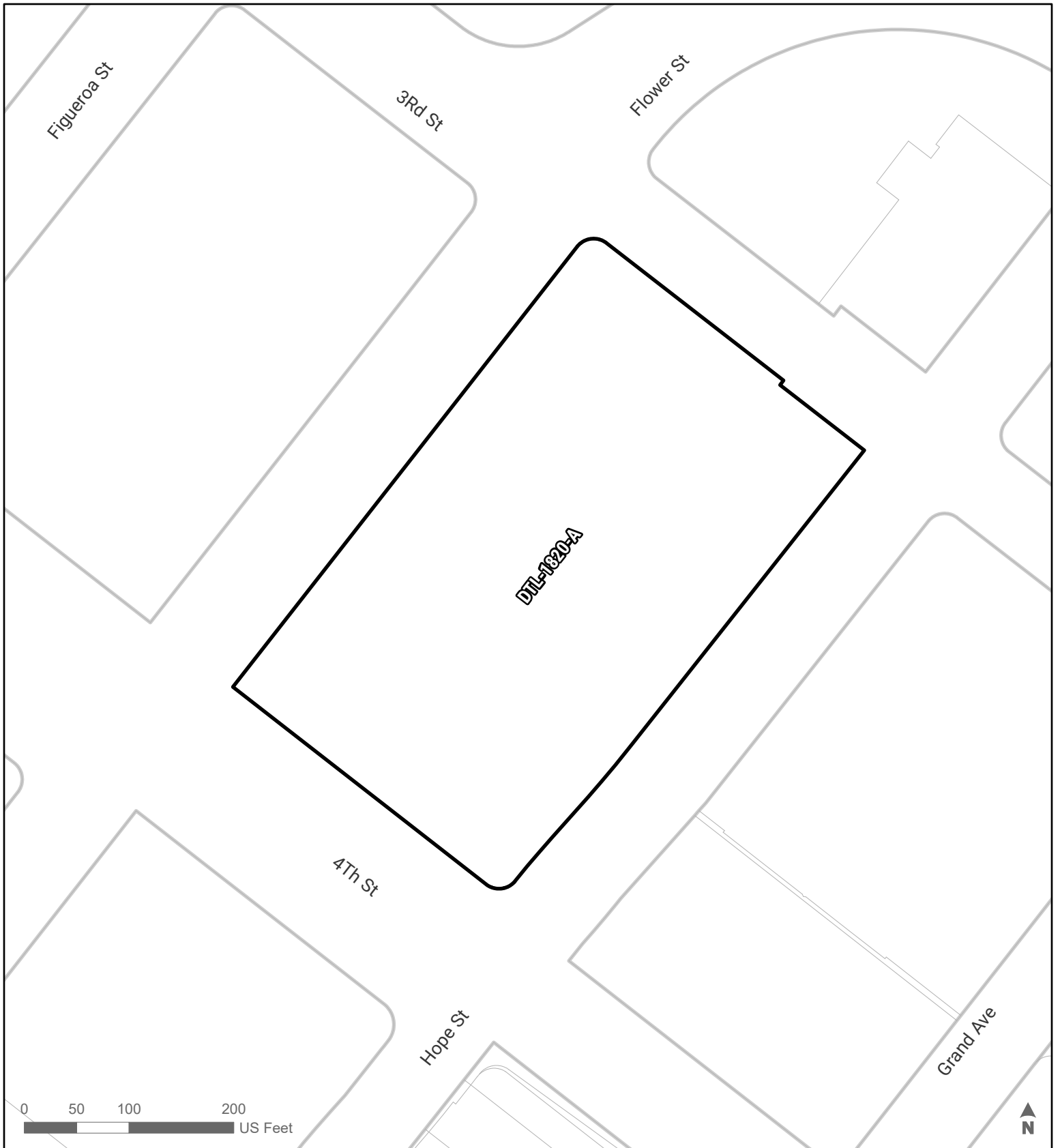
TL / MAR2021

Section:

1810

CPC-1994-0213-CPU

**Downtown
 Community Plan Area**



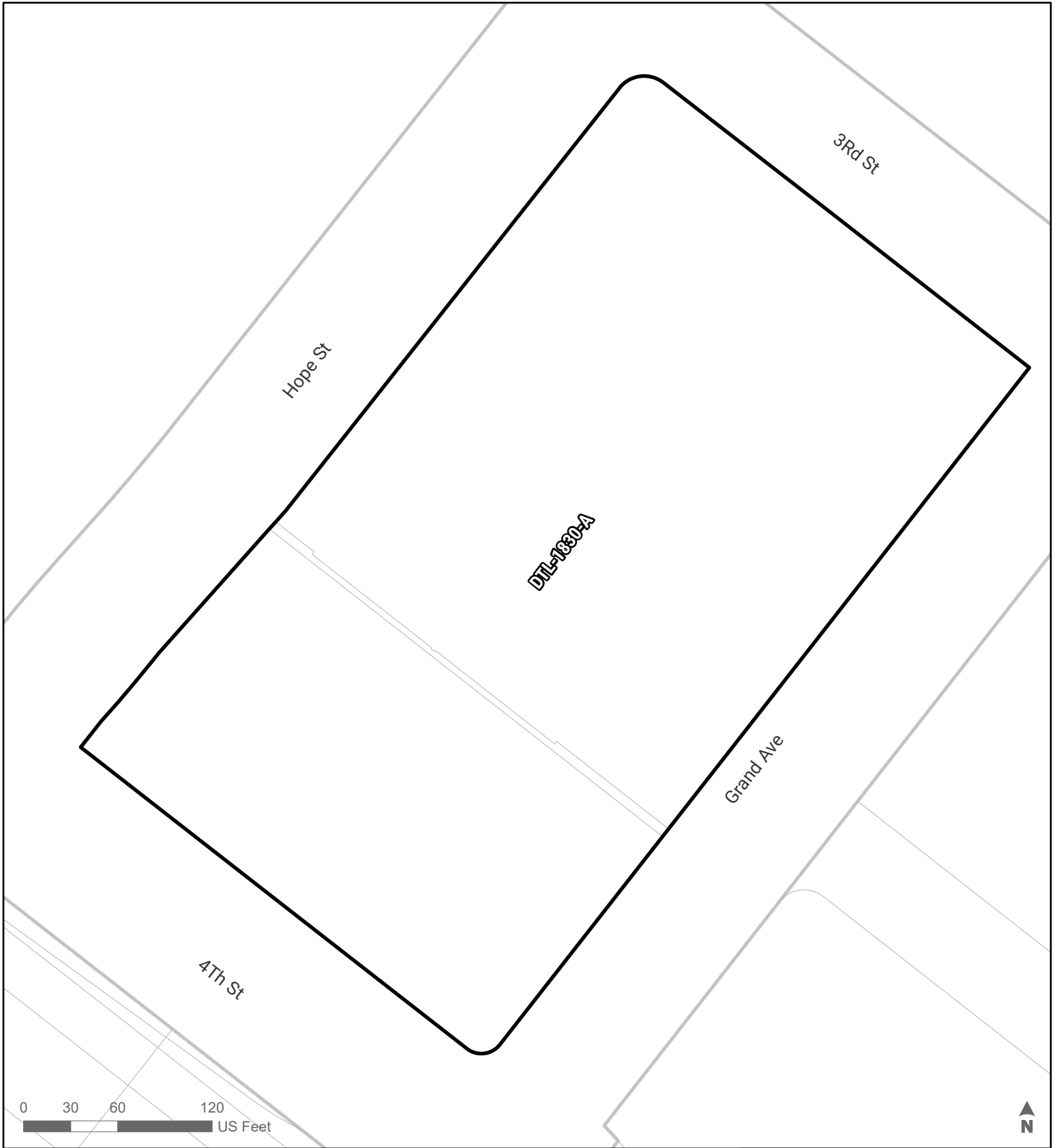
GPLU MAP AMENDMENTS
SUBAREAS
DTL-1820-A

Section:

1820

CPC-1994-0213-CPU

**Downtown
Community Plan Area**



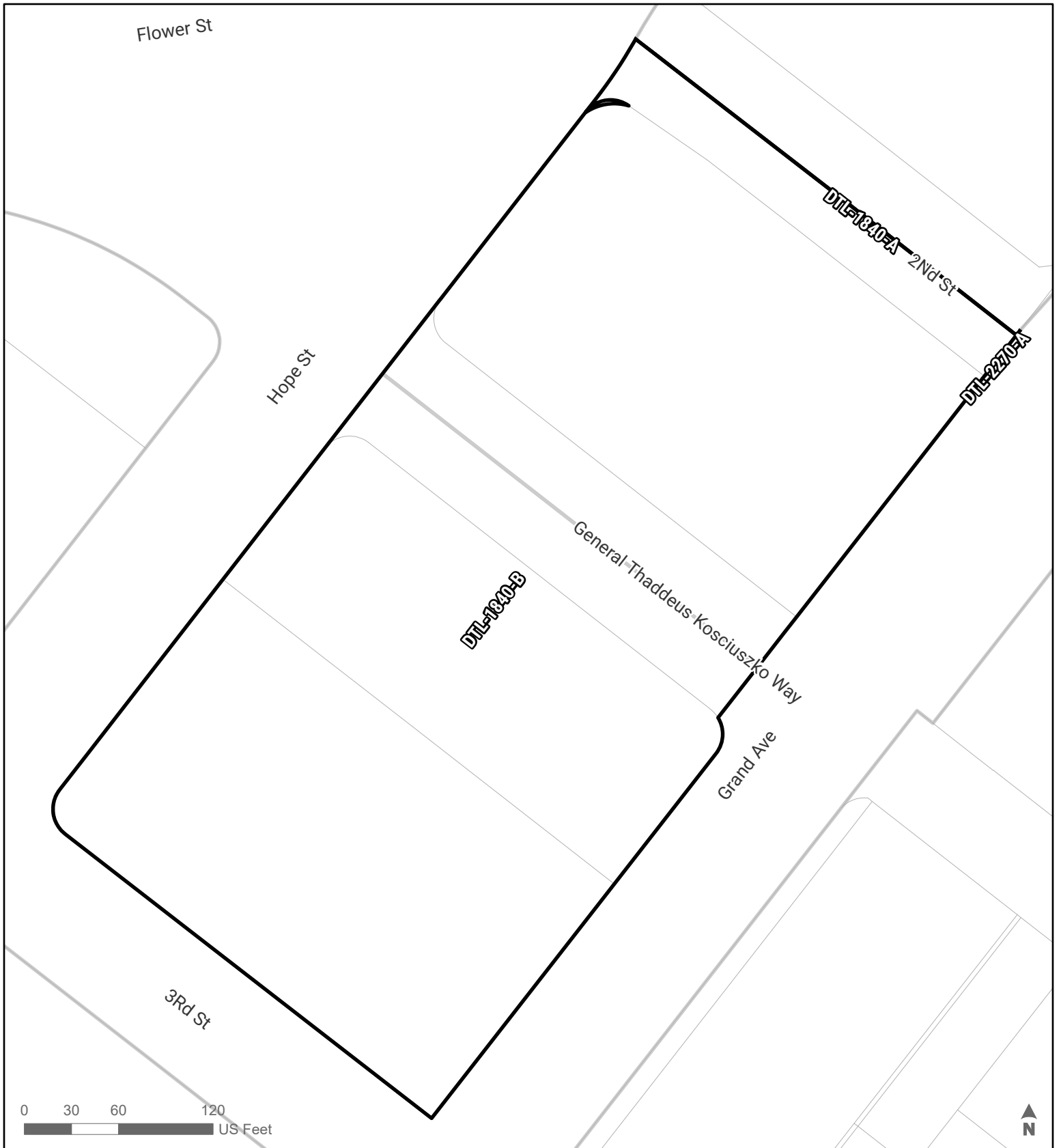
GPLU MAP AMENDMENTS
SUBAREAS
DTL-1830-A

Section:

1830

CPC-1994-0213-CPU

**Downtown
Community Plan Area**



GPLU MAP AMENDMENTS

SUBAREAS

DTL-1840-A, DTL-1840-B, DTL-2270-A

Section:

1840

CPC-1994-0213-CPU

**Downtown
Community Plan Area**



GPLU MAP AMENDMENTS
SUBAREAS
 DTL-1850-A, DTL-1900-A

Section:

1850

CPC-1994-0213-CPU

**Downtown
 Community Plan Area**



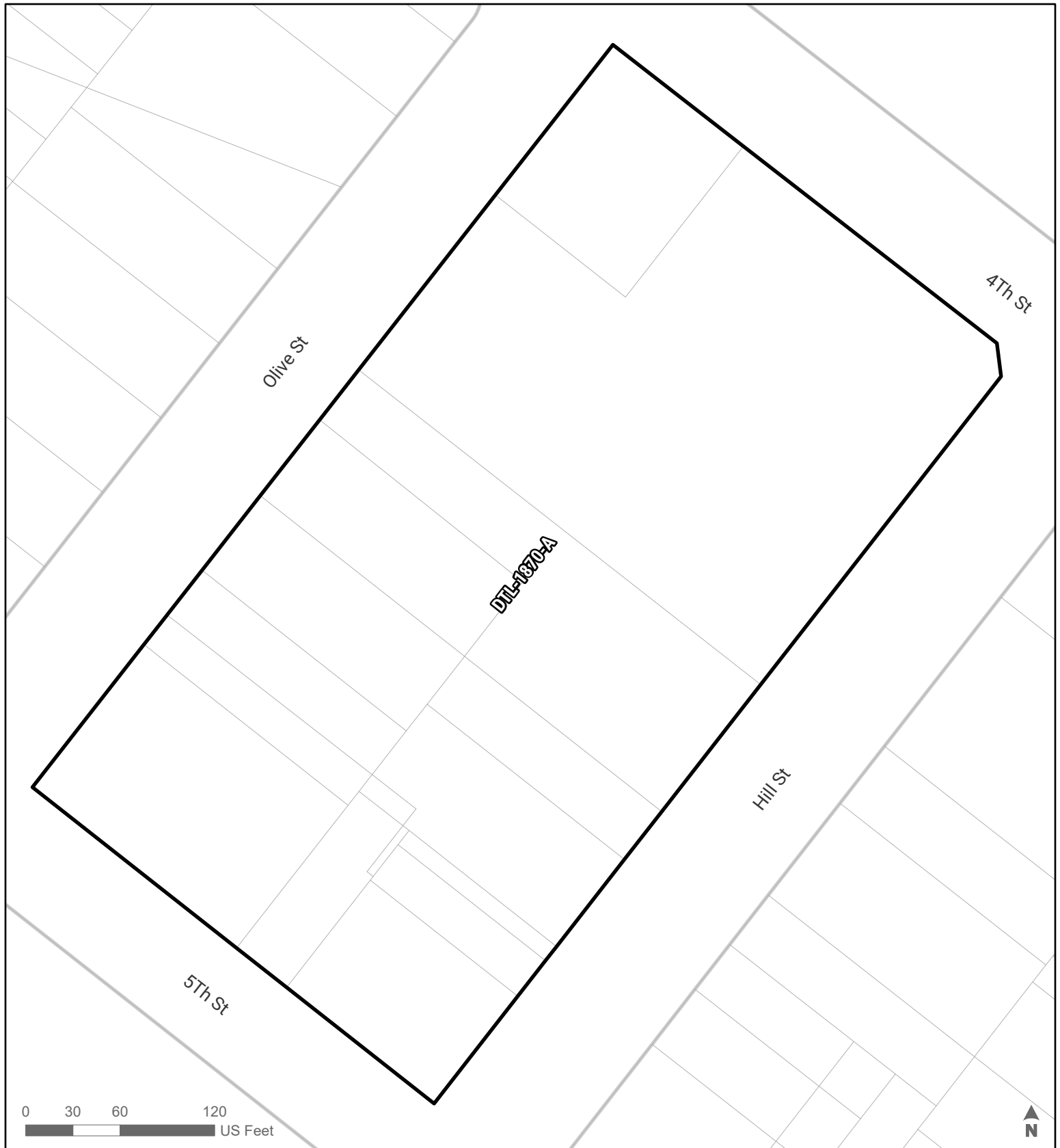
GPLU MAP AMENDMENTS
SUBAREAS
DTL-1860-A

Section:

1860

CPC-1994-0213-CPU

**Downtown
Community Plan Area**



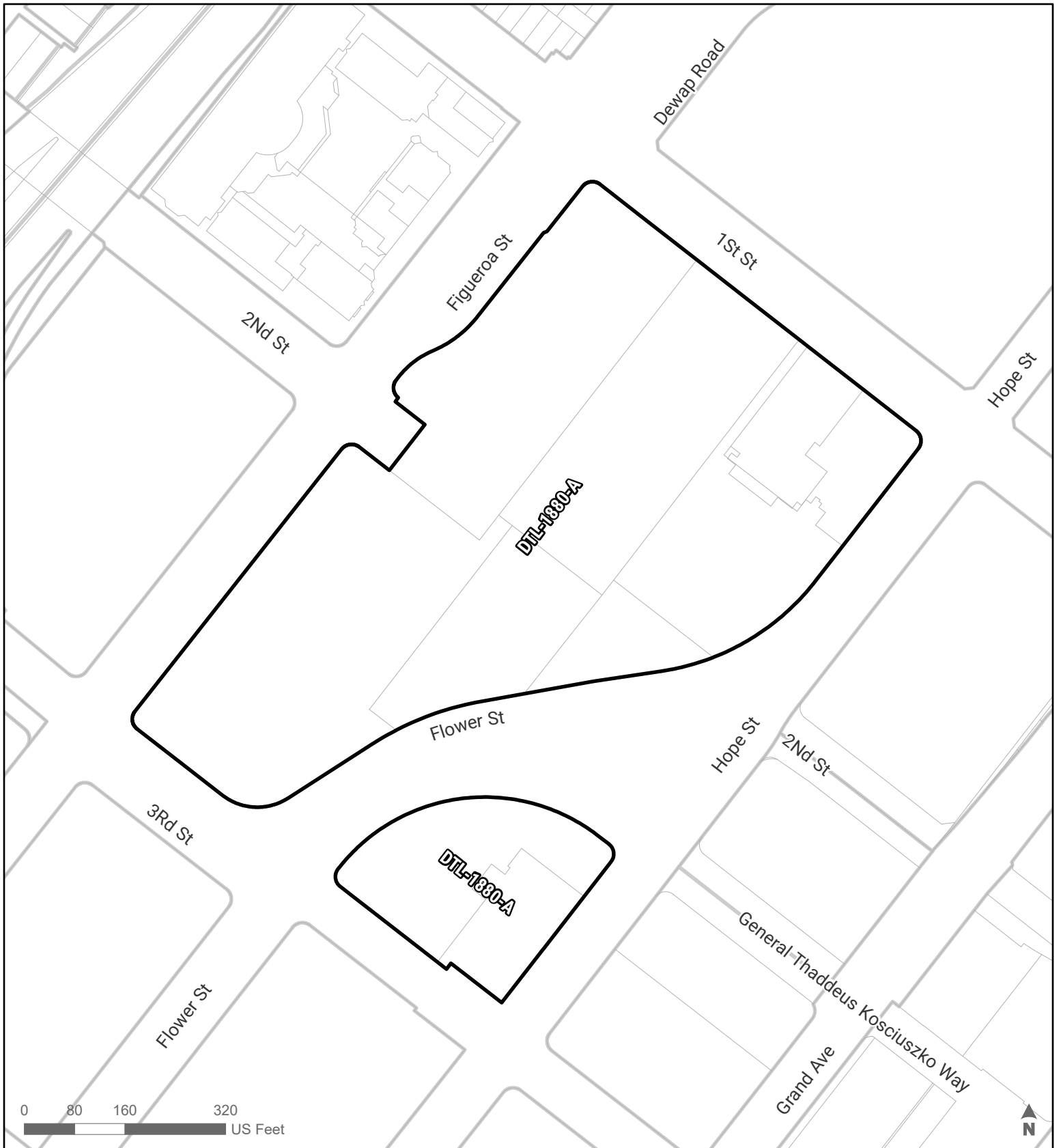
GPLU MAP AMENDMENTS
SUBAREAS
DTL-1870-A

Section:

1870

CPC-1994-0213-CPU

**Downtown
Community Plan Area**



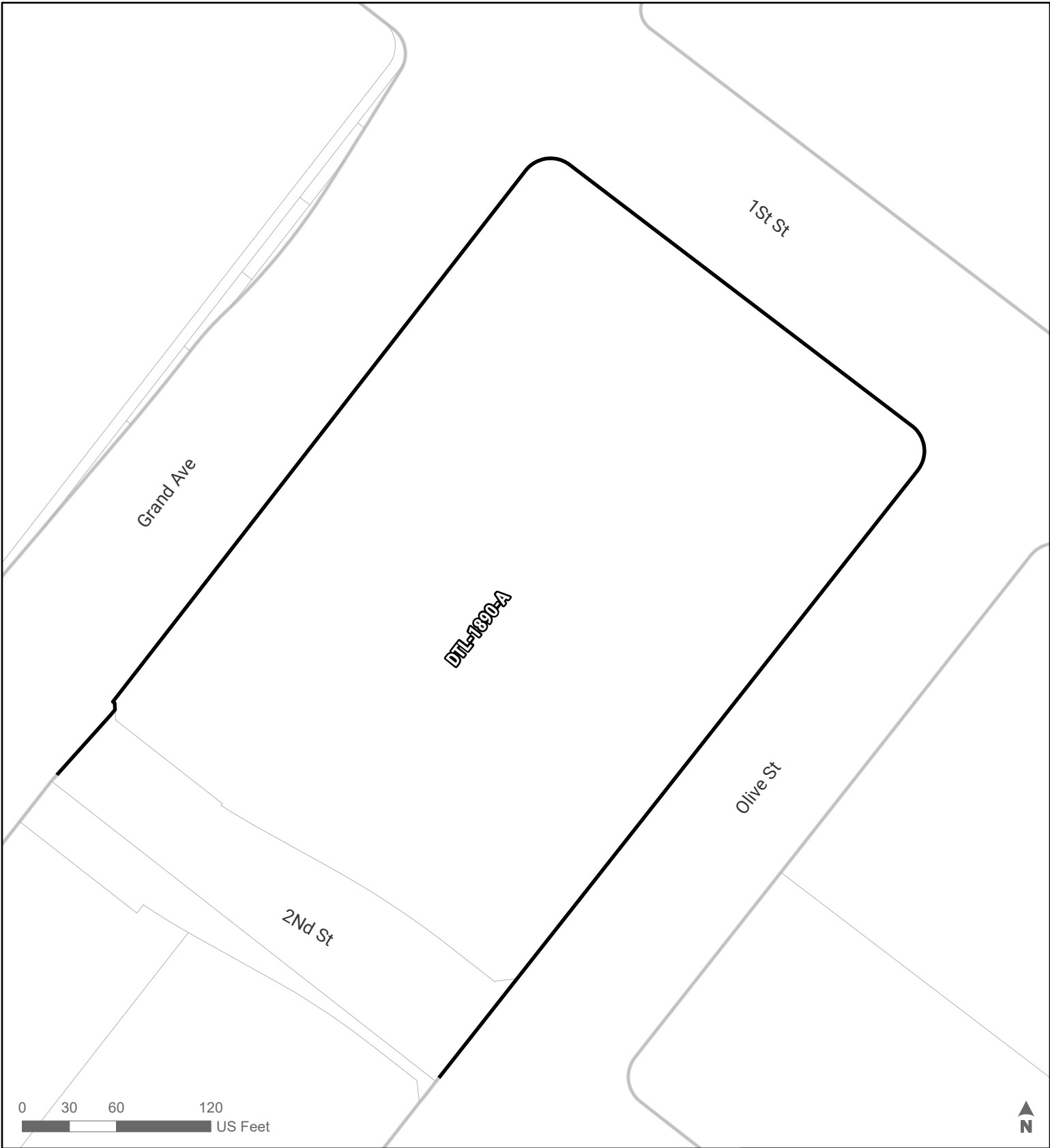
GPLU MAP AMENDMENTS
SUBAREAS
DTL-1880-A

Section:

1880

CPC-1994-0213-CPU

**Downtown
Community Plan Area**



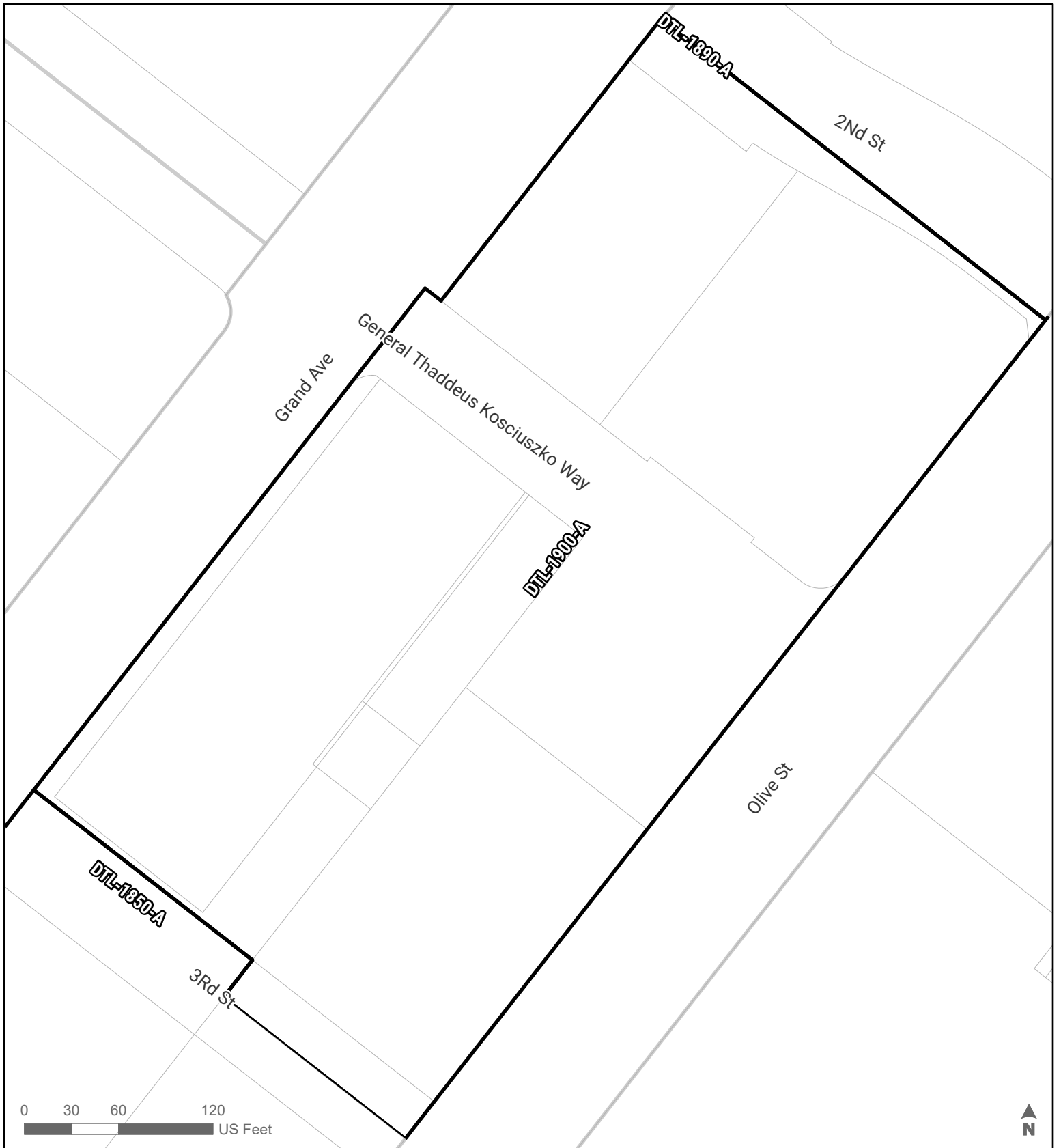
GPLU MAP AMENDMENTS
SUBAREAS
DTL-1890-A

Section:

1890

CPC-1994-0213-CPU

**Downtown
Community Plan Area**



GPLU MAP AMENDMENTS

SUBAREAS

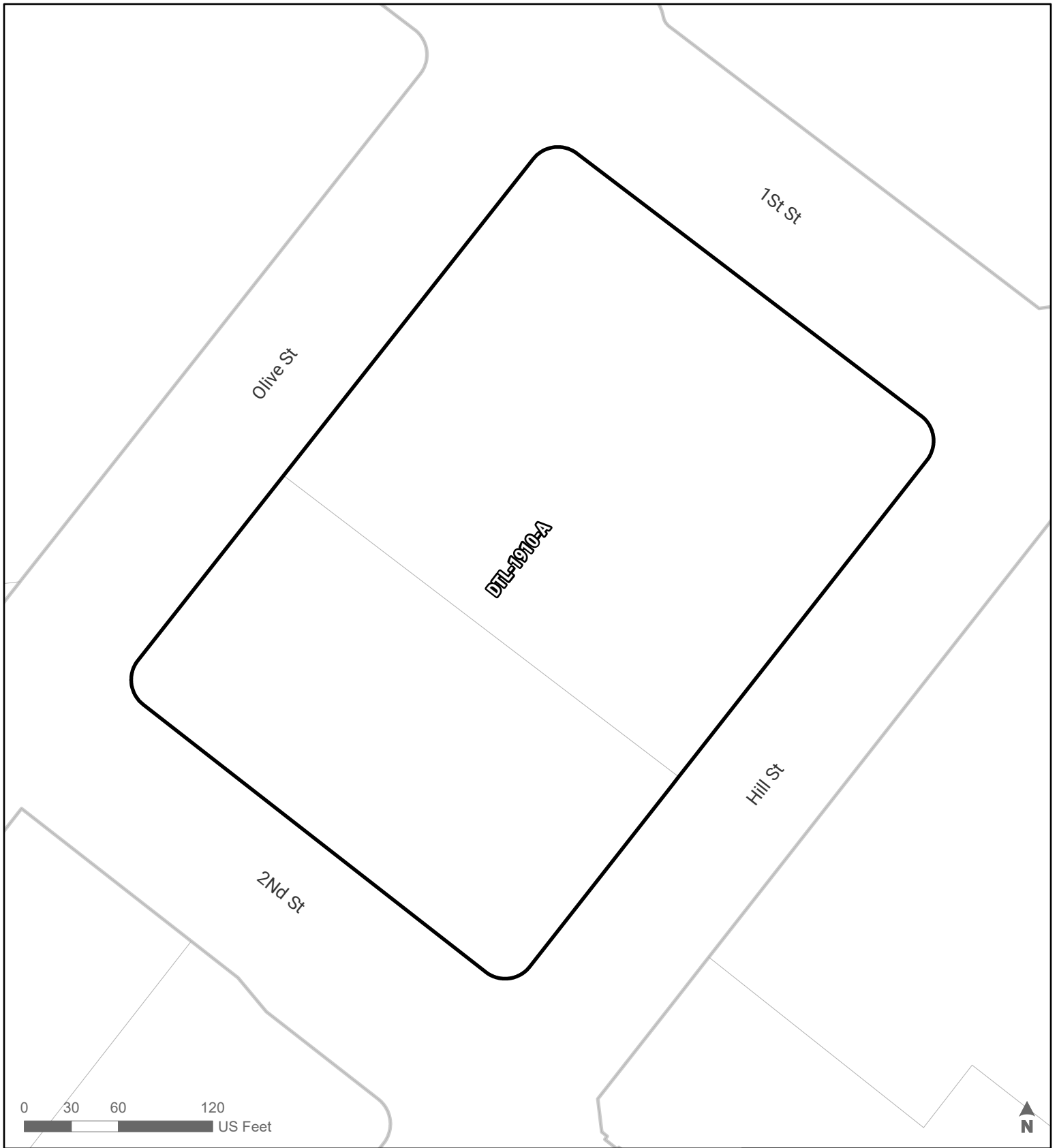
DTL-1850-A, DTL-1890-A, DTL-1900-A

Section:

1900

CPC-1994-0213-CPU

**Downtown
Community Plan Area**



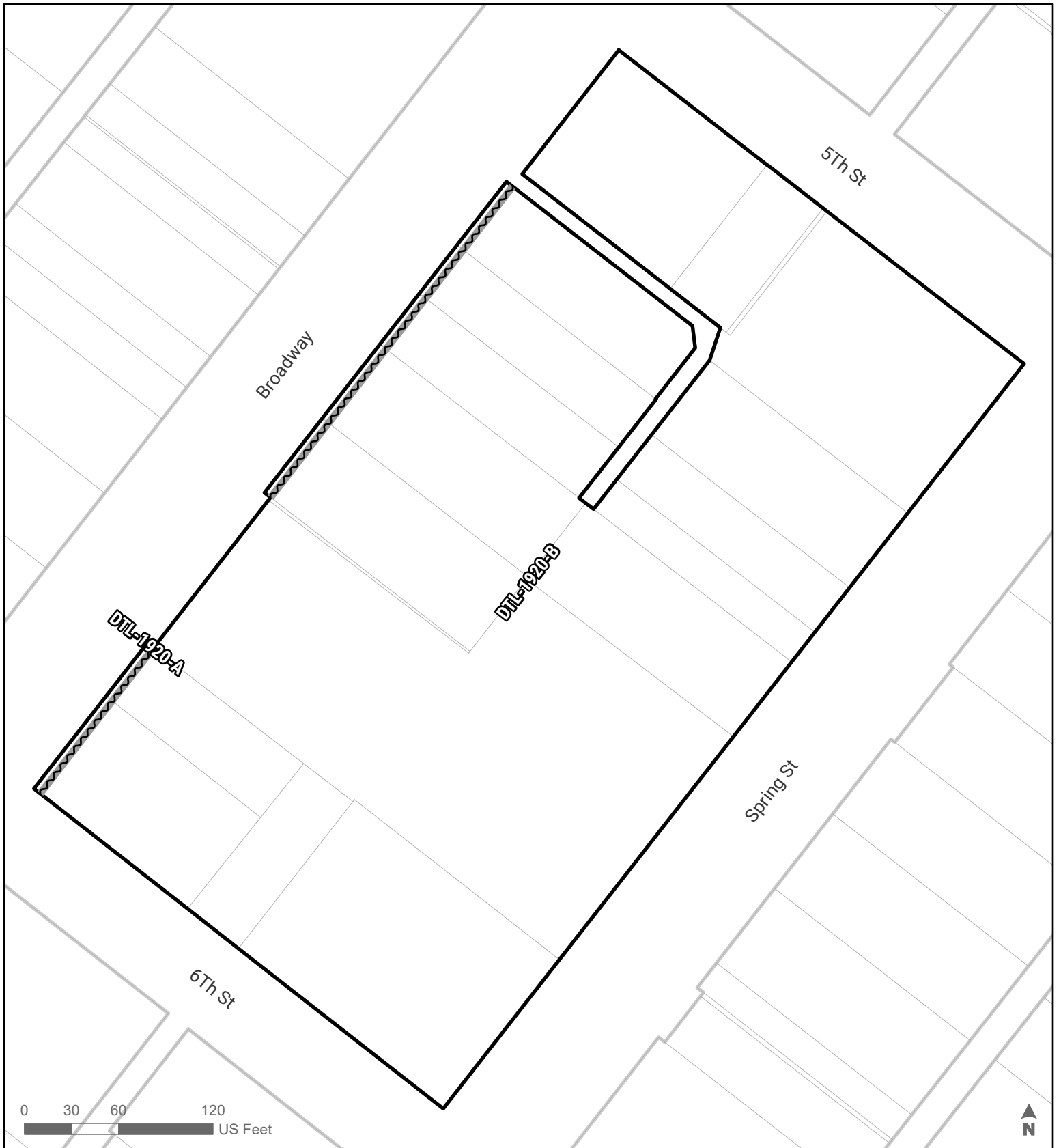
GPLU MAP AMENDMENTS
SUBAREAS
DTL-1910-A

Section:

1910

CPC-1994-0213-CPU

**Downtown
Community Plan Area**




GPLU MAP AMENDMENTS
SUBAREAS
 DTL-1920-A, DTL-1920-B

Section:

1920

CPC-1994-0213-CPU

**Downtown
 Community Plan Area**

 Building Line Removal



GPLU MAP AMENDMENTS

SUBAREAS


DTL-1930-A, DTL-1930-B, DTL-1930-C

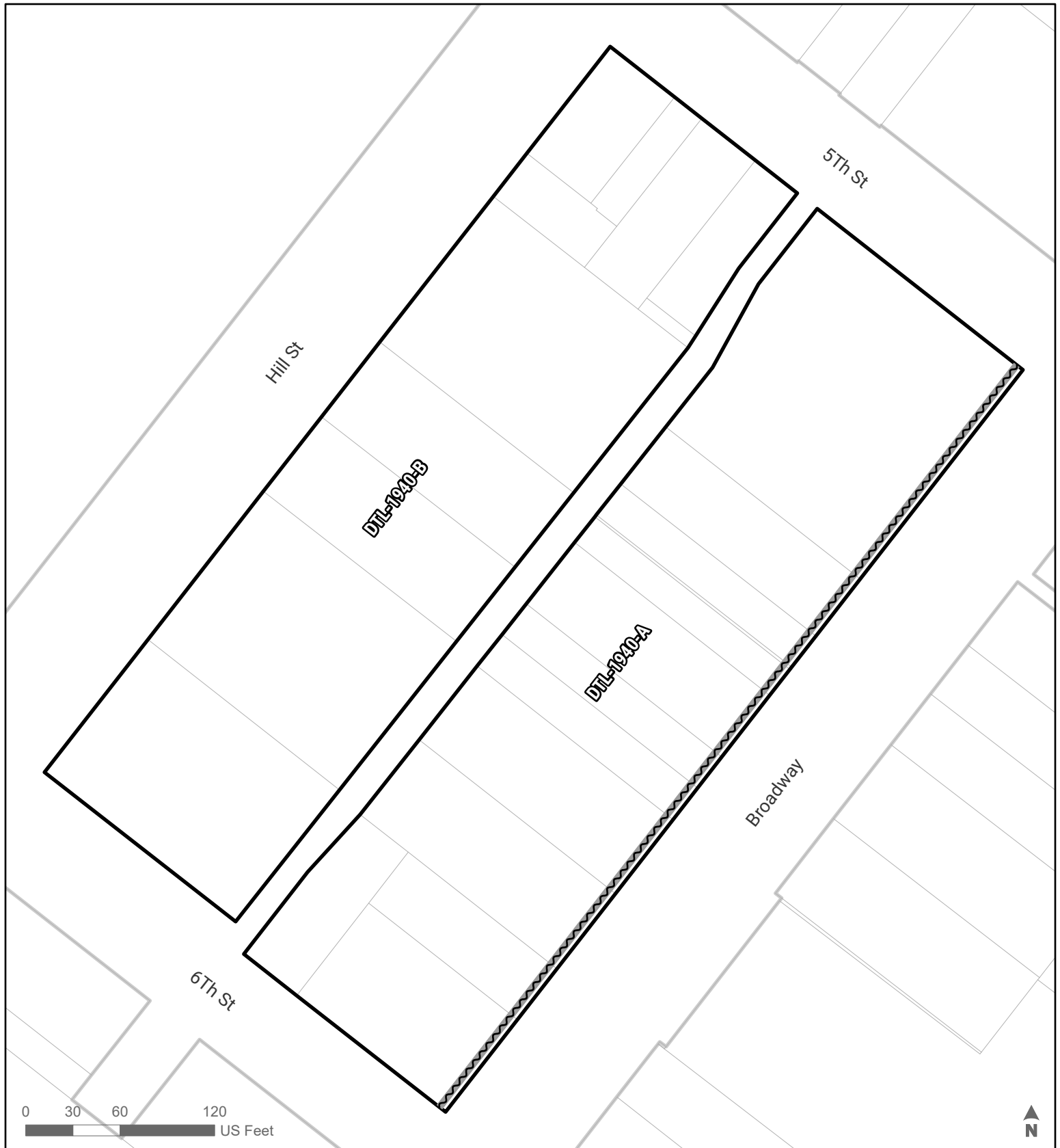
Section:

1930

CPC-1994-0213-CPU

**Downtown
Community Plan Area**

 Building Line Removal




GPLU MAP AMENDMENTS
SUBAREAS
 DTL-1940-A, DTL-1940-B

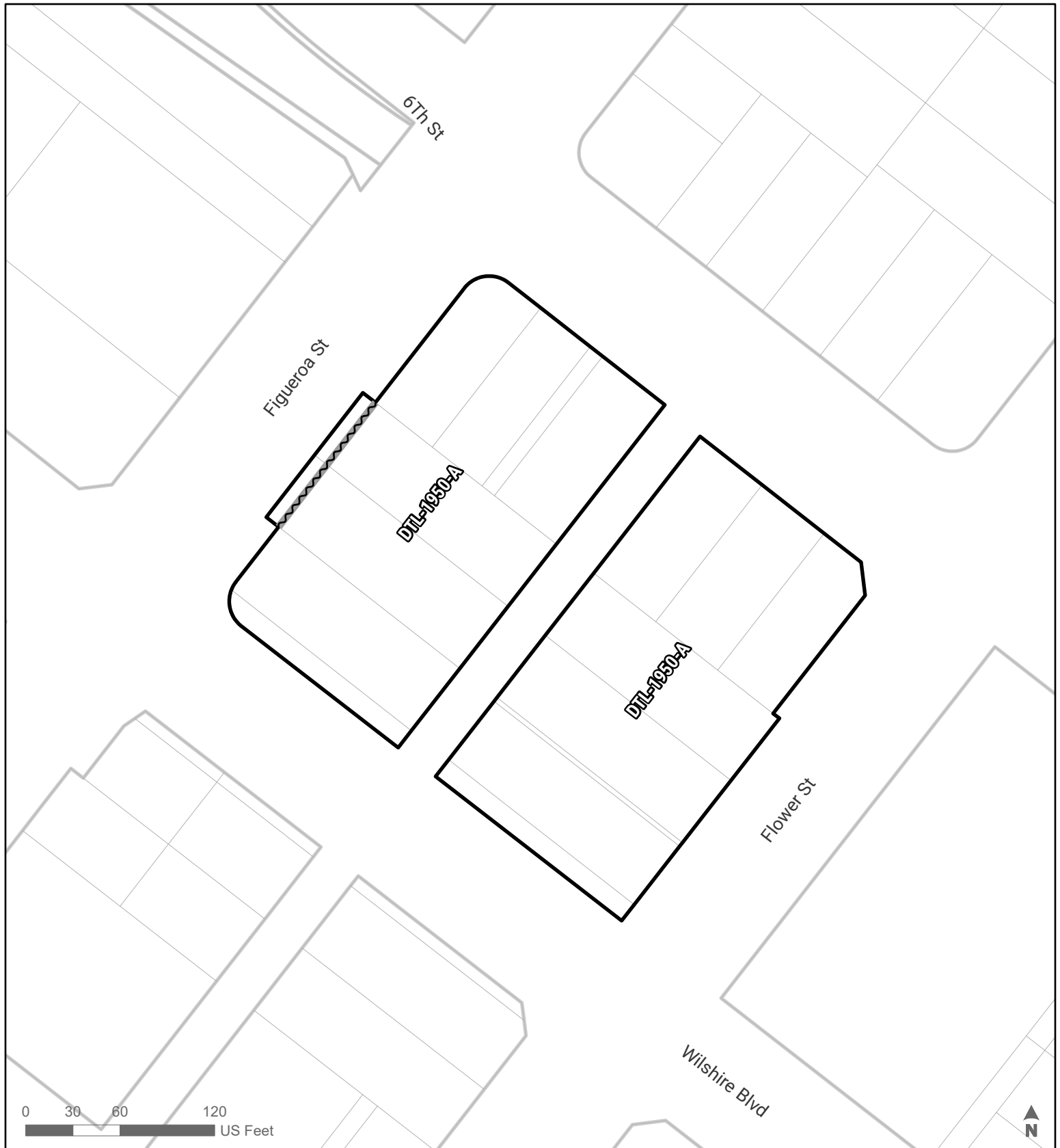
Section:

1940

CPC-1994-0213-CPU

**Downtown
 Community Plan Area**


 Building Line Removal



GPLU MAP AMENDMENTS

SUBAREAS

DTL-1950-A

 Building Line Removal

Data Sources: Department of City Planning, Bureau of Engineering

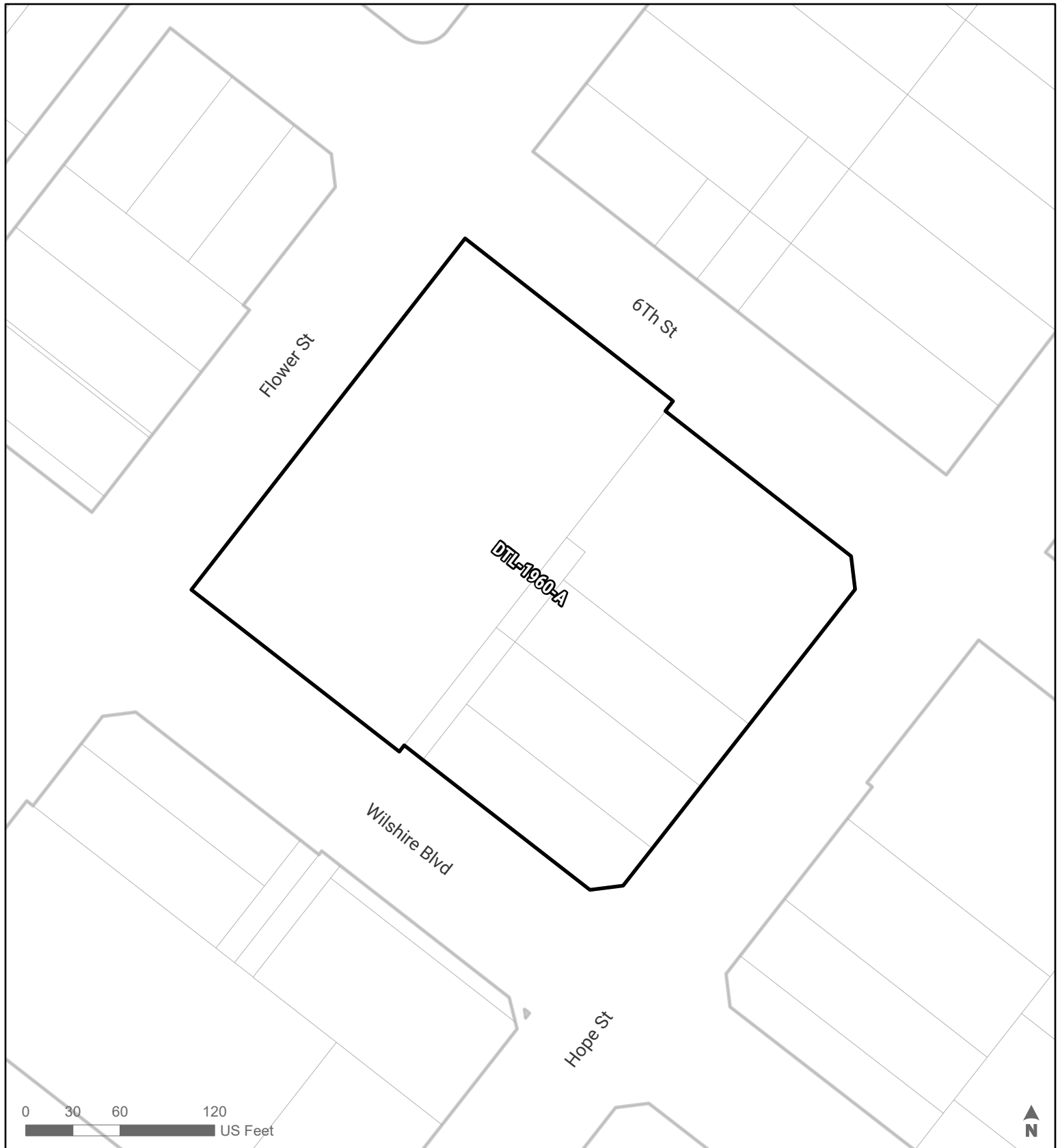
TL / MAR2021

Section:

1950

CPC-1994-0213-CPU

**Downtown
Community Plan Area**



GPLU MAP AMENDMENTS
SUBAREAS
DTL-1960-A

Section:

1960

CPC-1994-0213-CPU

**Downtown
Community Plan Area**



GPLU MAP AMENDMENTS
SUBAREAS
DTL-1970-A

Section:

1970

CPC-1994-0213-CPU

**Downtown
Community Plan Area**



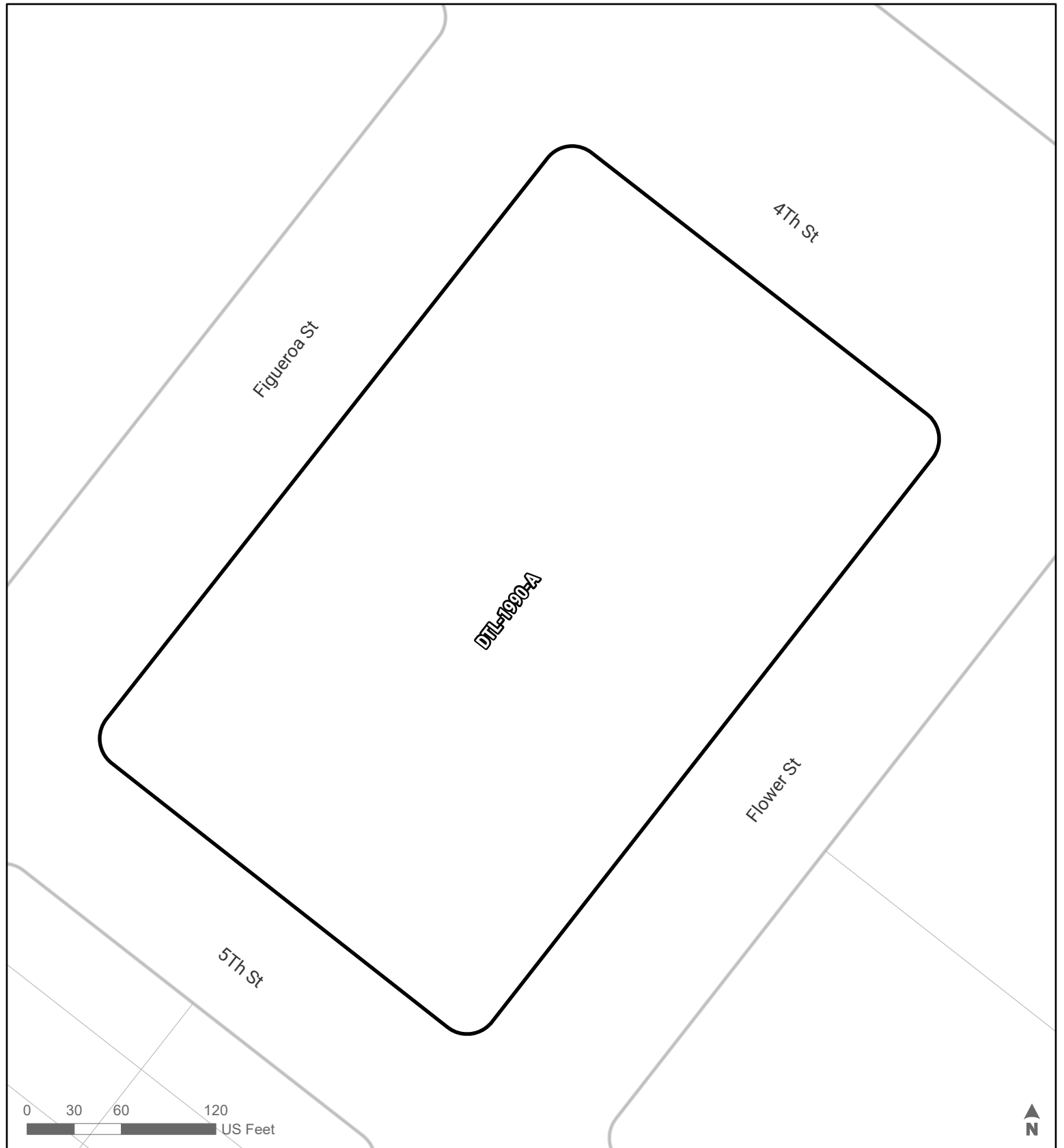
GPLU MAP AMENDMENTS
SUBAREAS
DTL-1980-A

Section:

1980

CPC-1994-0213-CPU

**Downtown
Community Plan Area**



GPLU MAP AMENDMENTS
SUBAREAS
DTL-1990-A

Section:

1990

CPC-1994-0213-CPU

**Downtown
Community Plan Area**



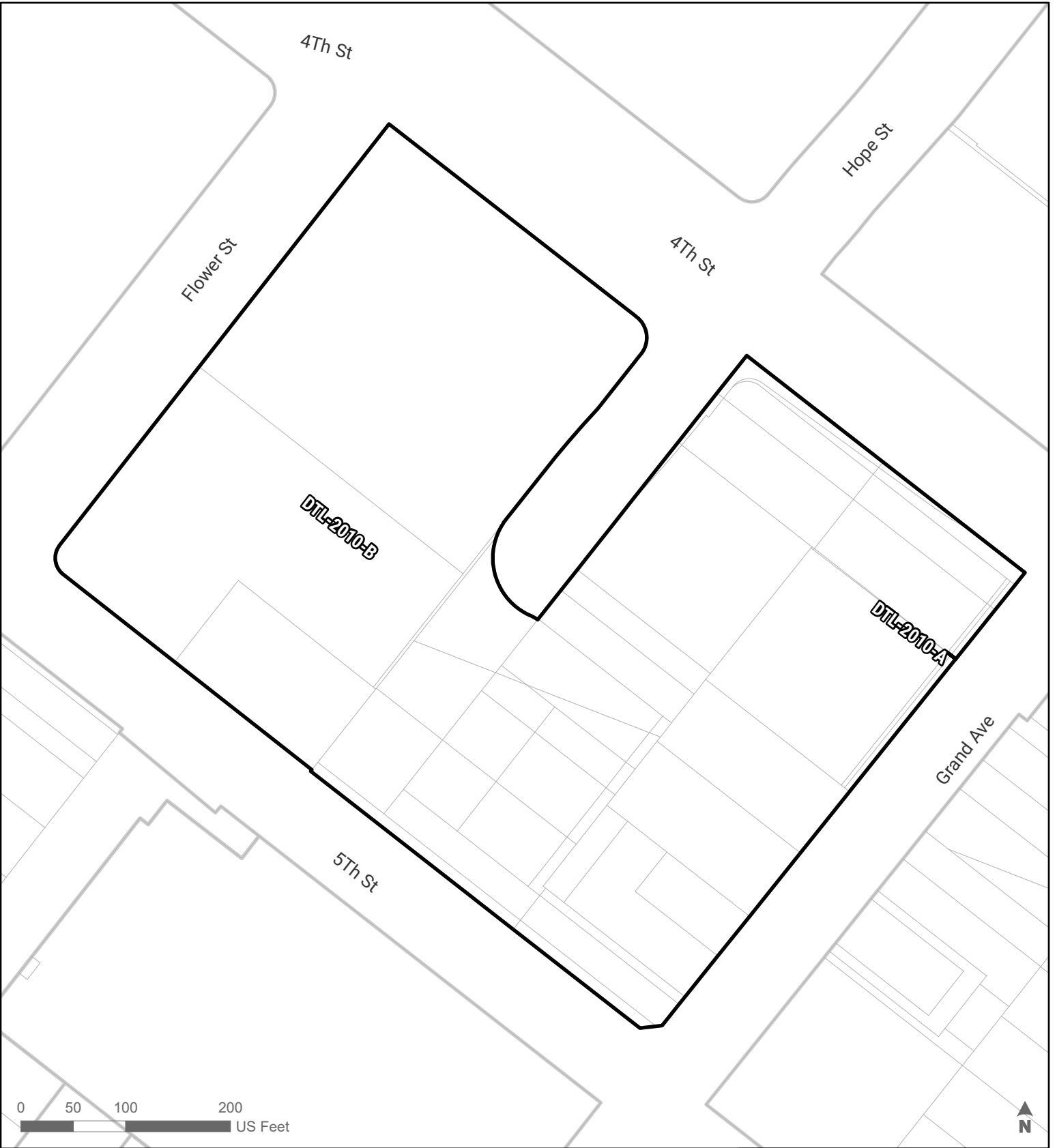
GPLU MAP AMENDMENTS
SUBAREAS
DTL-2000-A, DTL-2000-B

Section:

2000

CPC-1994-0213-CPU

**Downtown
Community Plan Area**



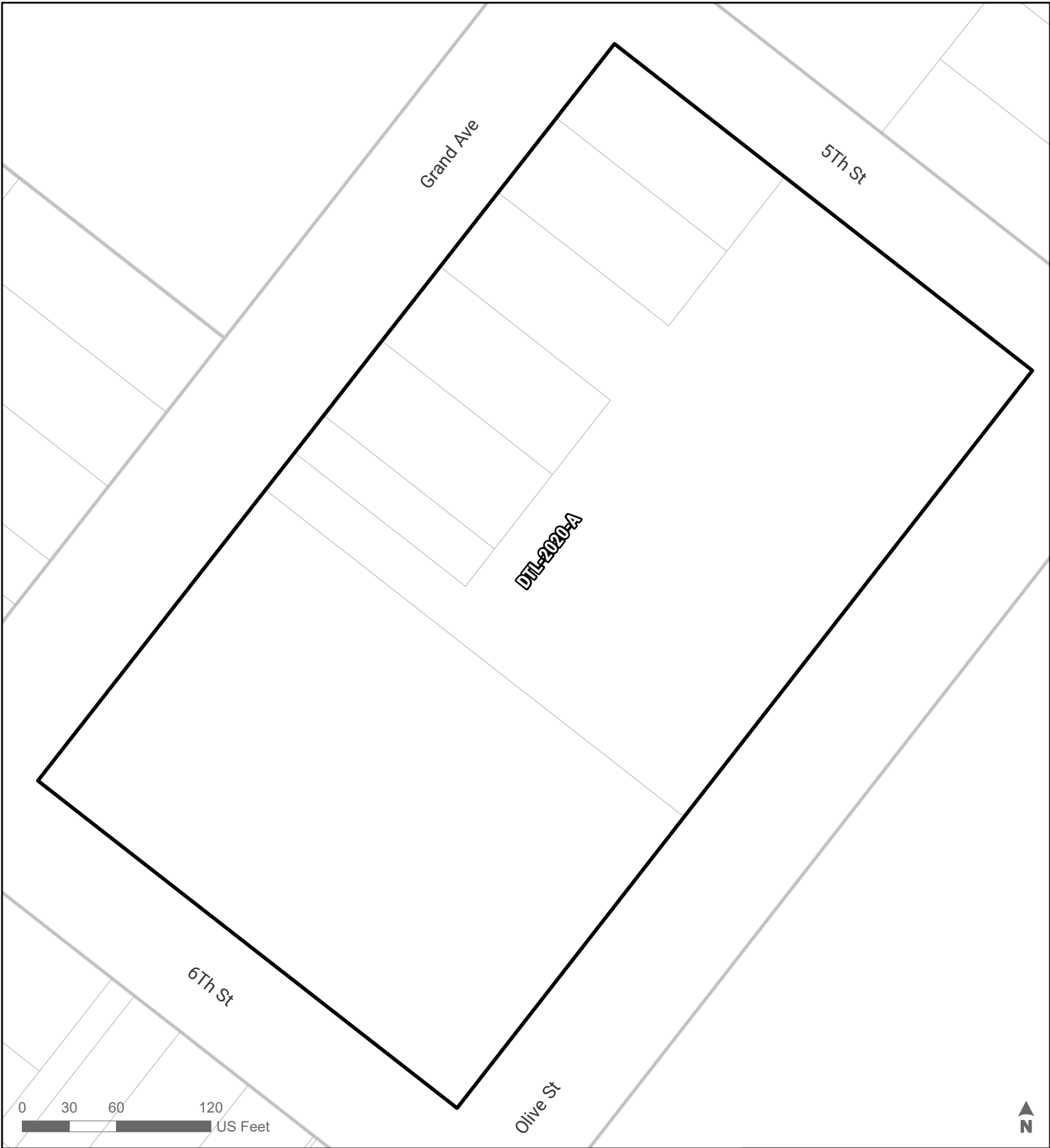
GPLU MAP AMENDMENTS
SUBAREAS
DTL-2010-A, DTL-2010-B

Section:

2010

CPC-1994-0213-CPU

**Downtown
Community Plan Area**



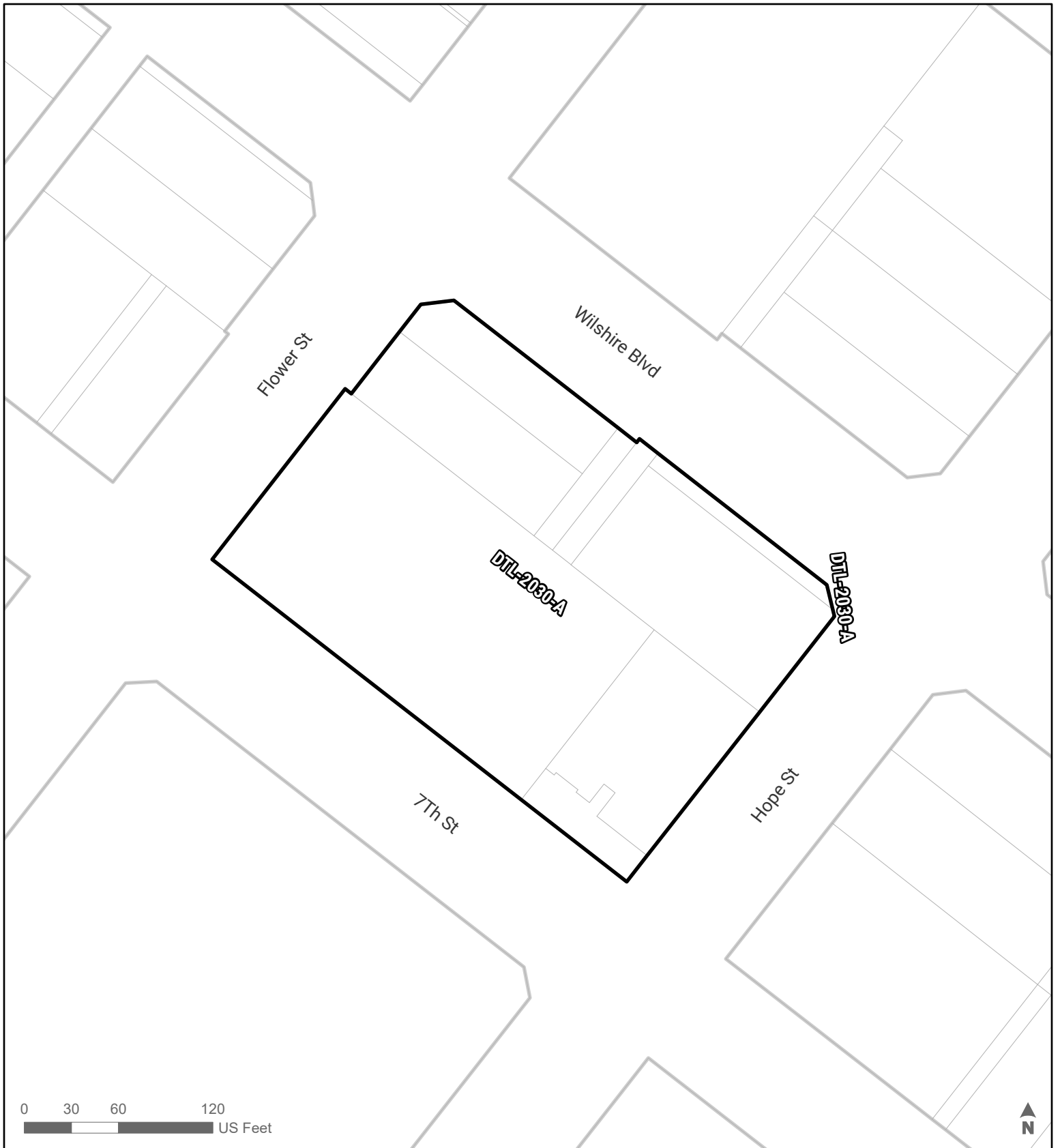
GPLU MAP AMENDMENTS
SUBAREAS
 DTL-2020-A

Section:

2020

CPC-1994-0213-CPU

**Downtown
 Community Plan Area**



GPLU MAP AMENDMENTS
SUBAREAS
 DTL-2030-A

Section:

2030

CPC-1994-0213-CPU

**Downtown
 Community Plan Area**



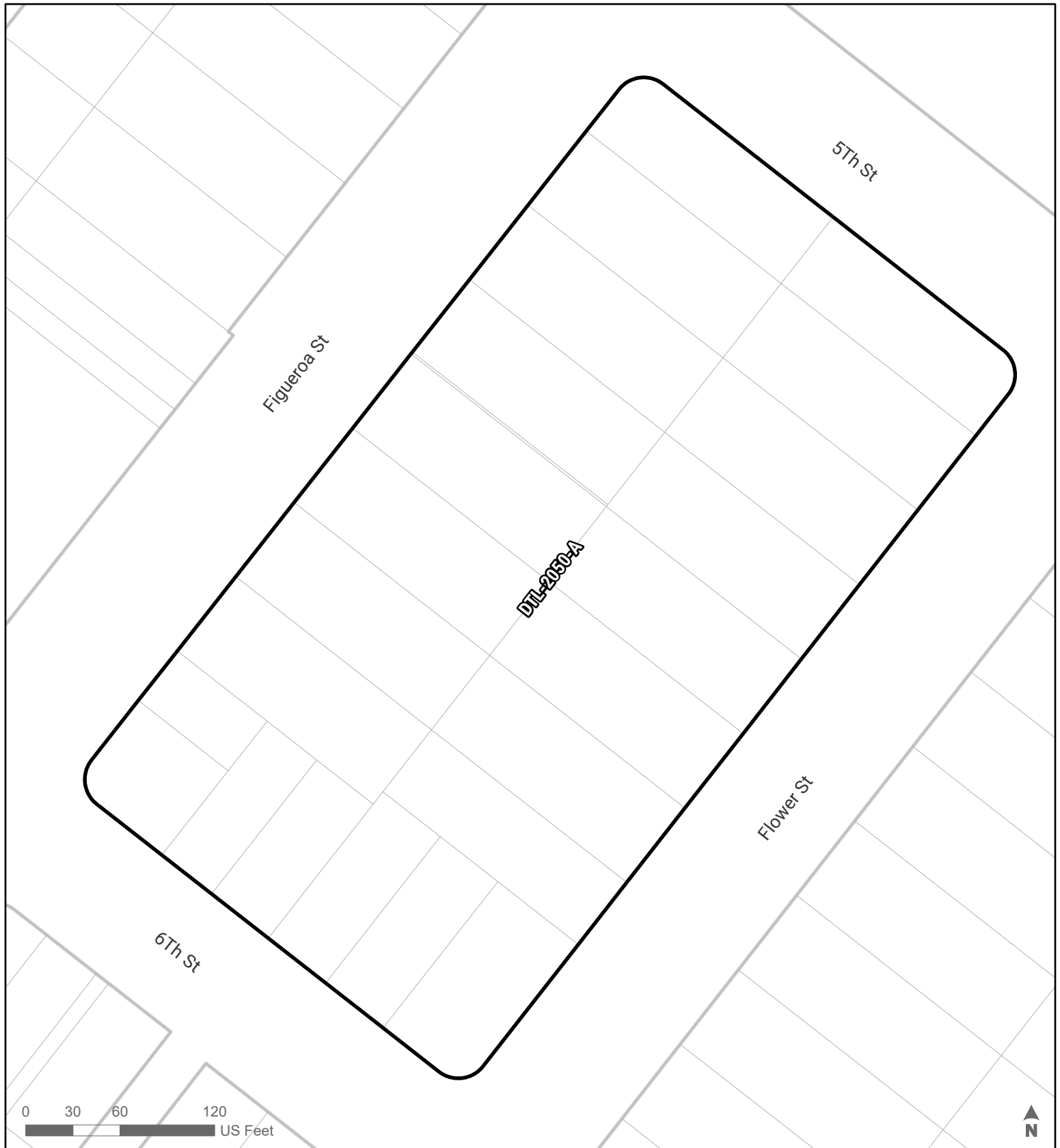
GPLU MAP AMENDMENTS
SUBAREAS
DTL-2040-A

Section:

2040

CPC-1994-0213-CPU

**Downtown
Community Plan Area**

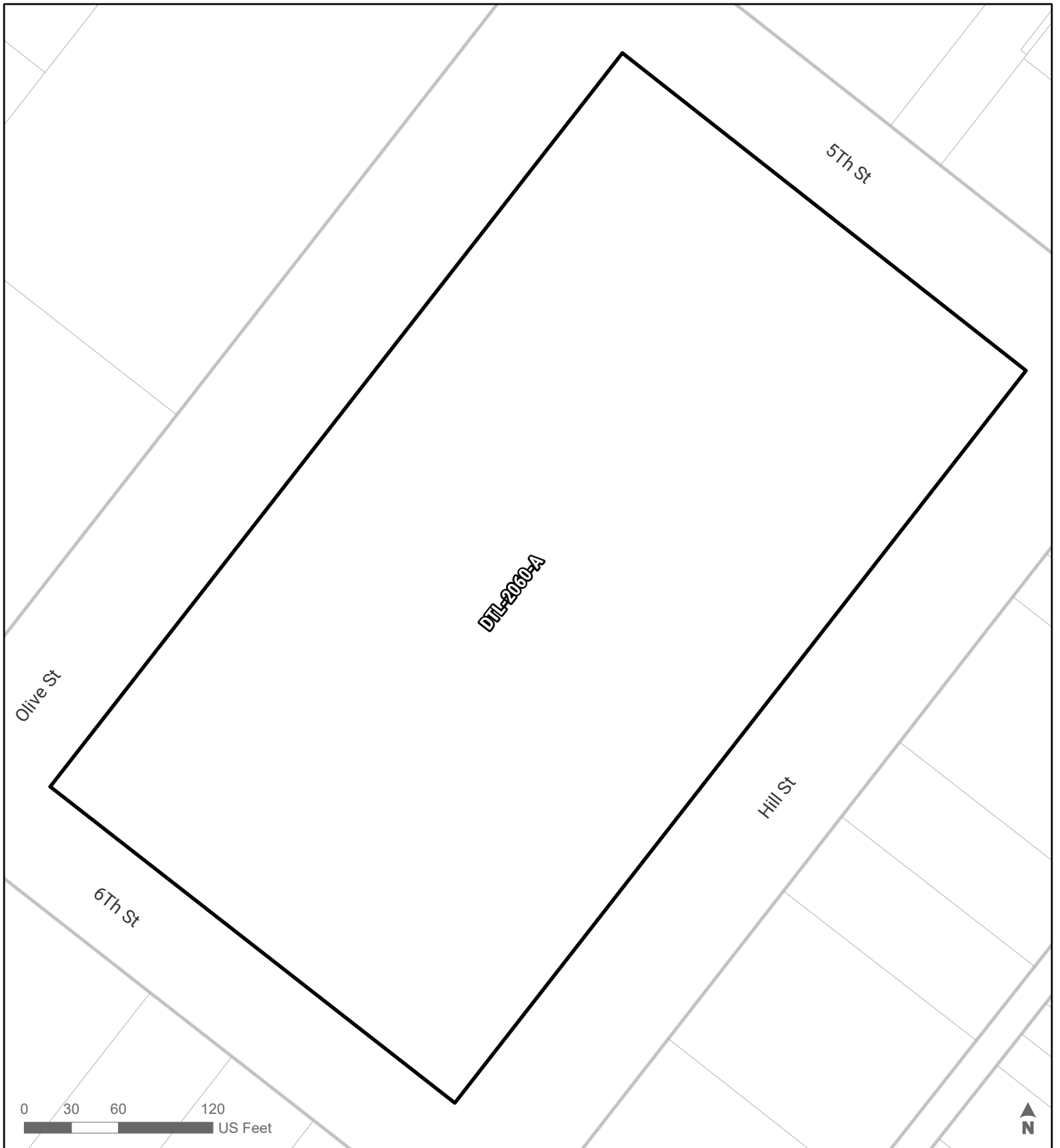


GPLU MAP AMENDMENTS
SUBAREAS
DTL-2050-A

Section:
2050

CPC-1994-0213-CPU

**Downtown
Community Plan Area**



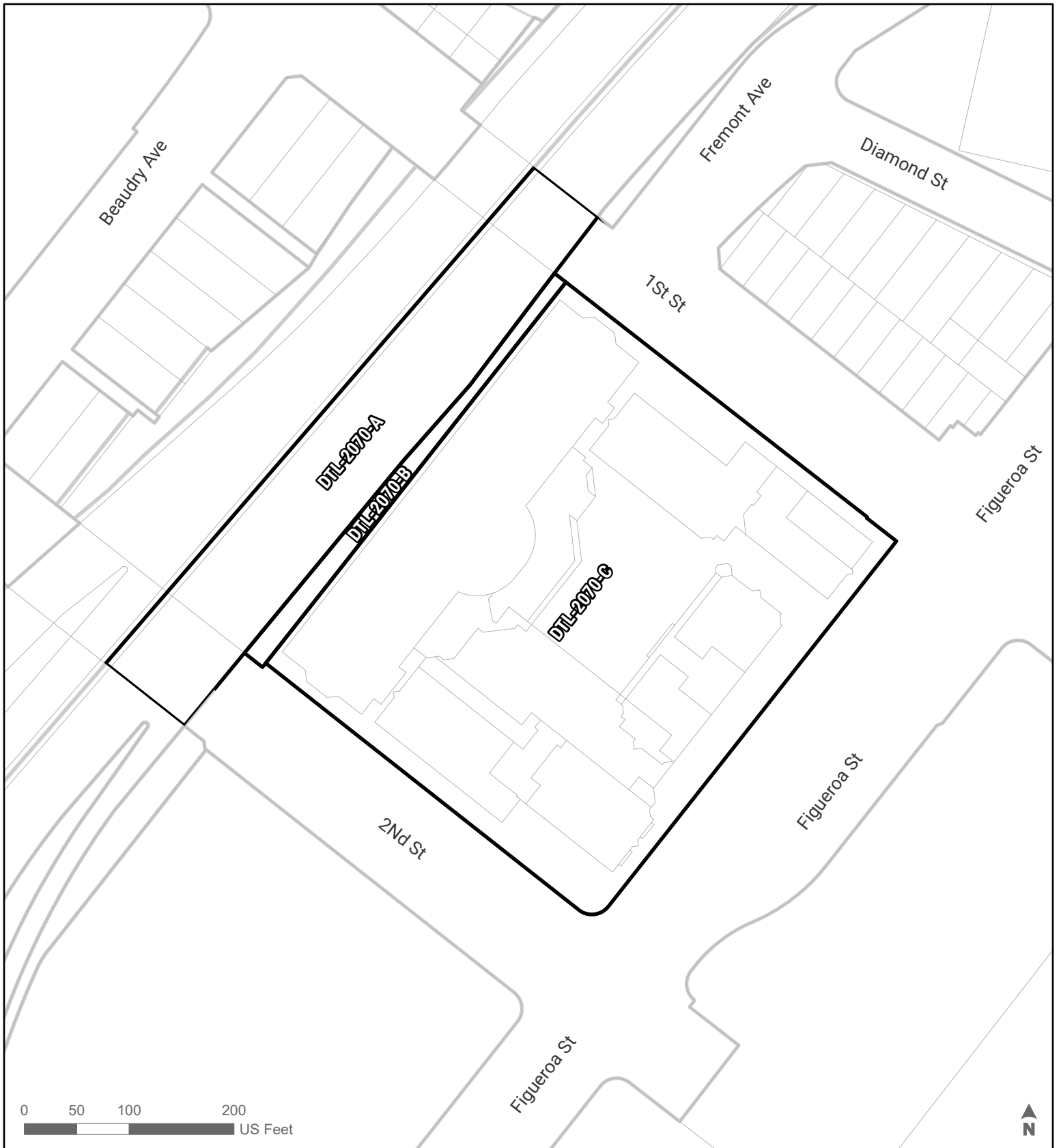
GPLU MAP AMENDMENTS
SUBAREAS
DTL-2060-A

Section:

2060

CPC-1994-0213-CPU

**Downtown
Community Plan Area**



GPLU MAP AMENDMENTS

SUBAREAS

DTL-2070-A, DTL-2070-B, DTL-2070-C, DTL-2080-A

Section:

2070

CPC-1994-0213-CPU

**Downtown
Community Plan Area**



GPLU MAP AMENDMENTS

SUBAREAS

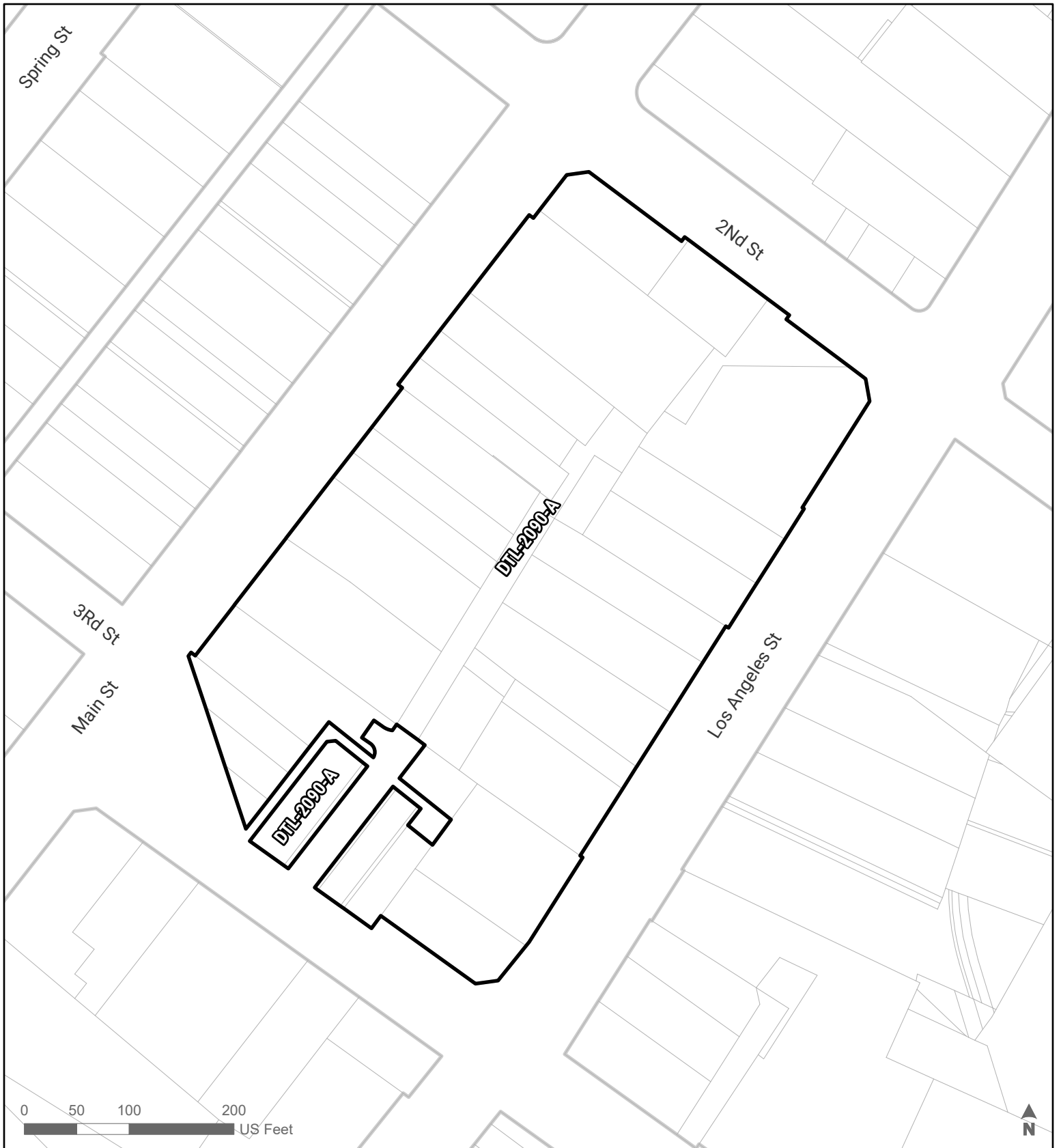
DTL-2070-A, DTL-2080-A, DTL-2080-B, DTL-2080-C

Section:

2080

CPC-1994-0213-CPU

**Downtown
Community Plan Area**



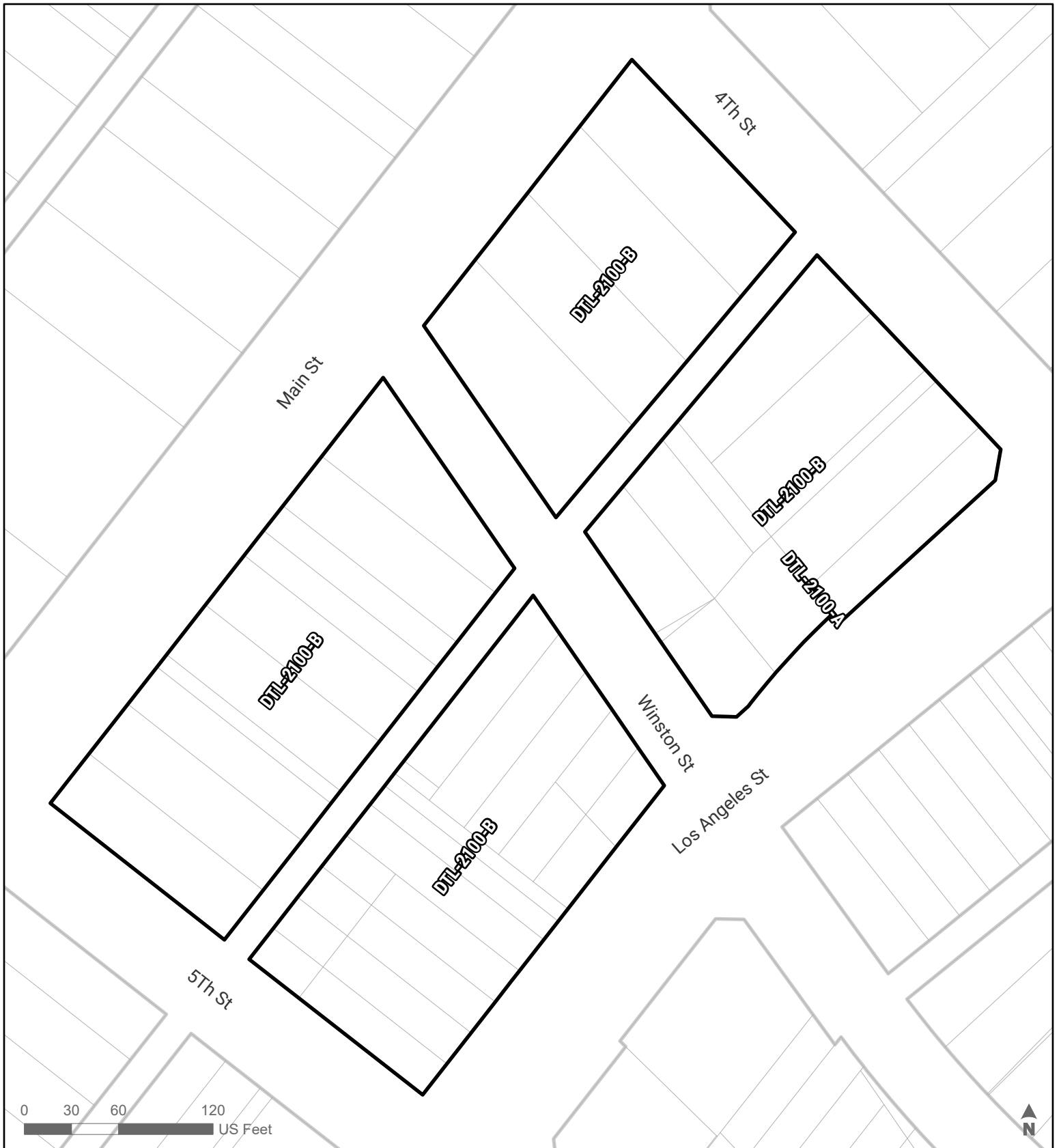
GPLU MAP AMENDMENTS
SUBAREAS
DTL-2090-A

Section:

2090

CPC-1994-0213-CPU

**Downtown
Community Plan Area**



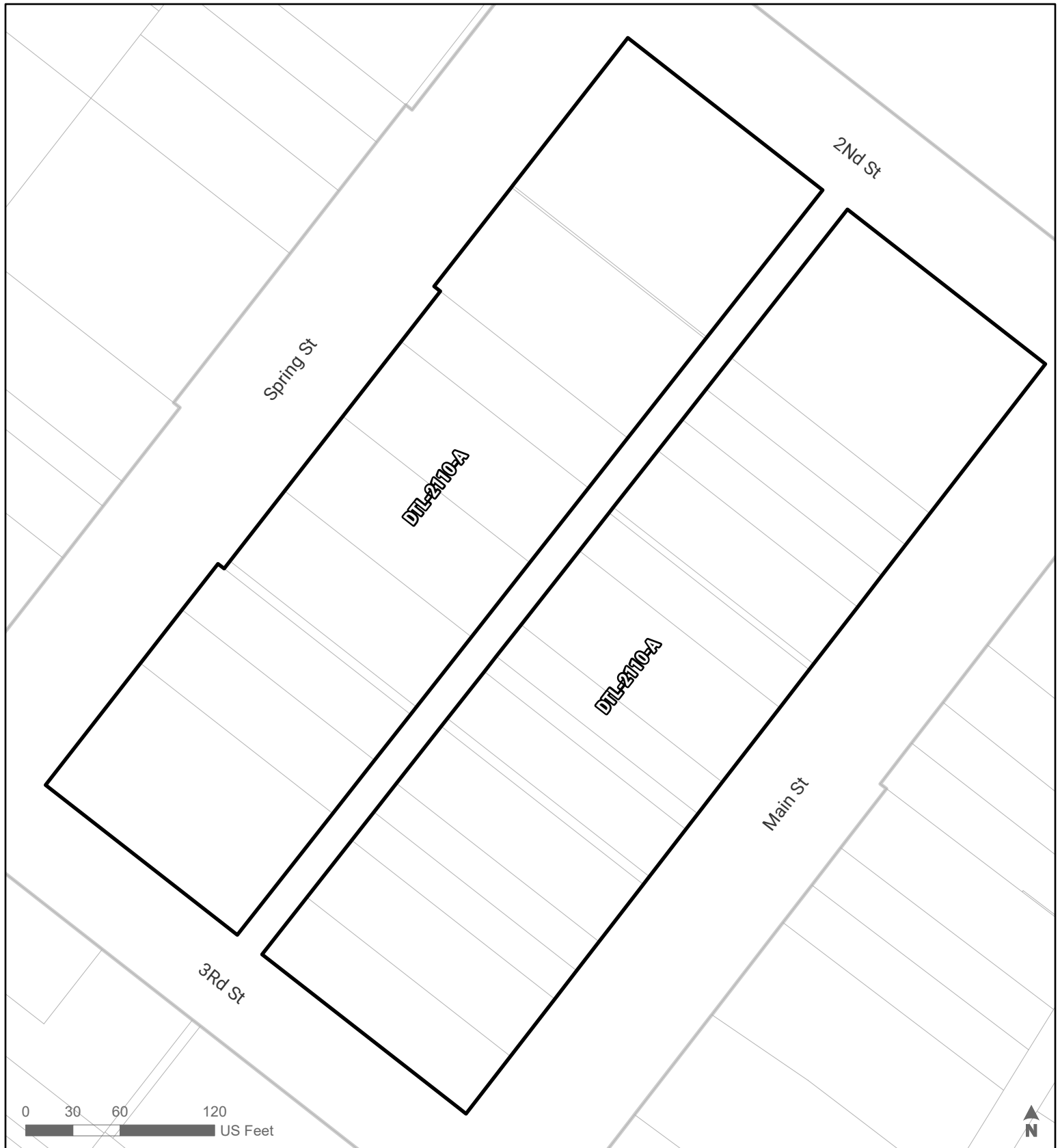
GPLU MAP AMENDMENTS
SUBAREAS
 DTL-2100-A, DTL-2100-B

Section:

2100

CPC-1994-0213-CPU

**Downtown
 Community Plan Area**



GPLU MAP AMENDMENTS
SUBAREAS
DTL-2110-A

Section:

2110

CPC-1994-0213-CPU

**Downtown
Community Plan Area**



GPLU MAP AMENDMENTS

SUBAREAS

DTL-2120-A, DTL-2120-B, DTL-2120-C, DTL-2120-D

Section:

2120

CPC-1994-0213-CPU

**Downtown
Community Plan Area**



GPLU MAP AMENDMENTS
SUBAREAS
 DTL-2130-A, DTL-2130-B

Section:

2130

CPC-1994-0213-CPU


**Downtown
 Community Plan Area**



GPLU MAP AMENDMENTS

SUBAREAS

DTL-2140-A

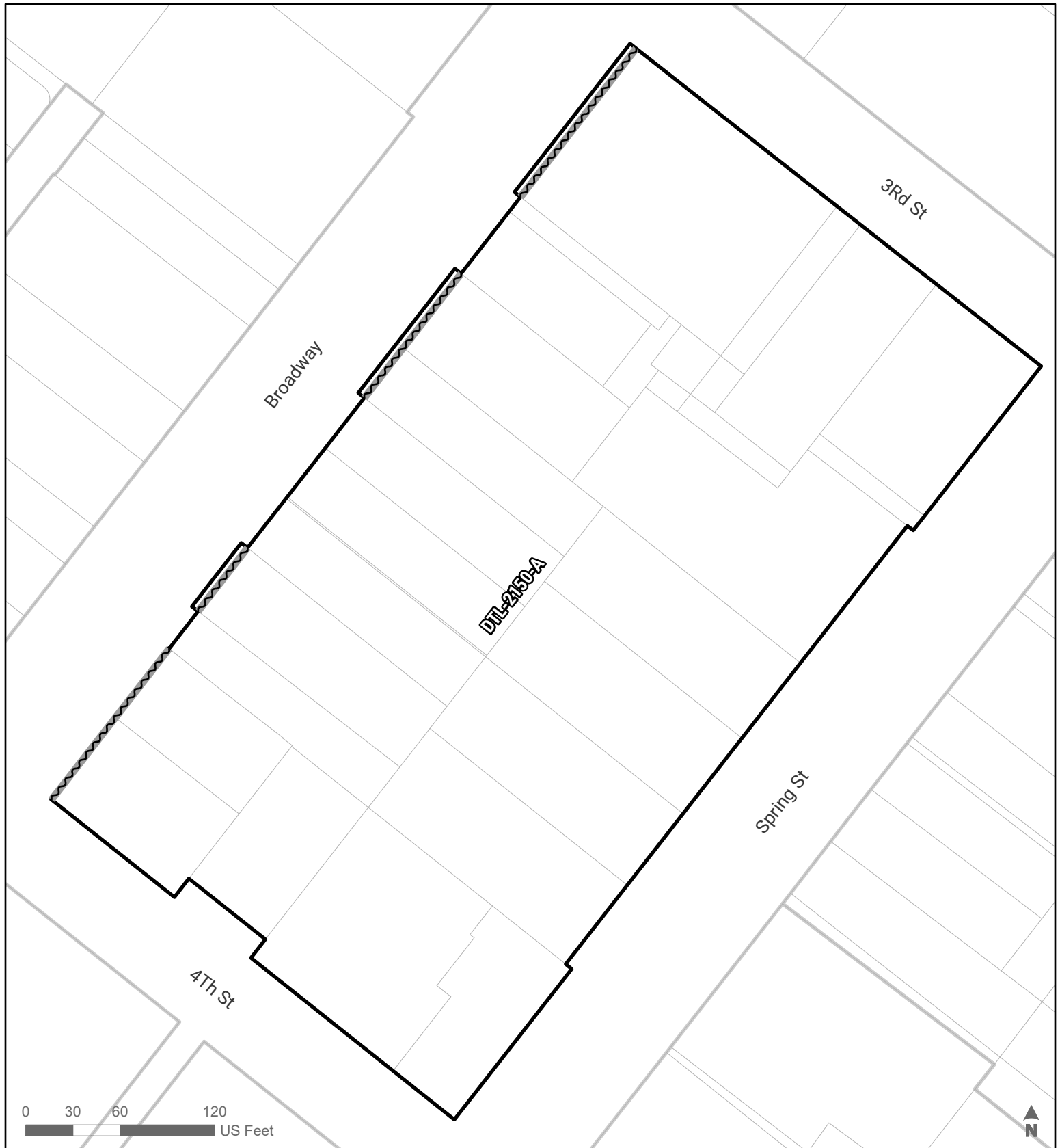
 Building Line Removal

Section:

2140

CPC-1994-0213-CPU

**Downtown
Community Plan Area**




GPLU MAP AMENDMENTS
SUBAREAS
 DTL-2150-A

Section:

2150

CPC-1994-0213-CPU

**Downtown
 Community Plan Area**

 Building Line Removal




GPLU MAP AMENDMENTS
SUBAREAS
 DTL-2160-A

Section:

2160

CPC-1994-0213-CPU


**Downtown
 Community Plan Area**

 Building Line Removal



GPLU MAP AMENDMENTS
SUBAREAS
 DTL-2170-A, DTL-2170-B

Section:
2170
 CPC-1994-0213-CPU
**Downtown
 Community Plan Area**

 Building Line Removal




GPLU MAP AMENDMENTS
SUBAREAS
 DTL-2180-A

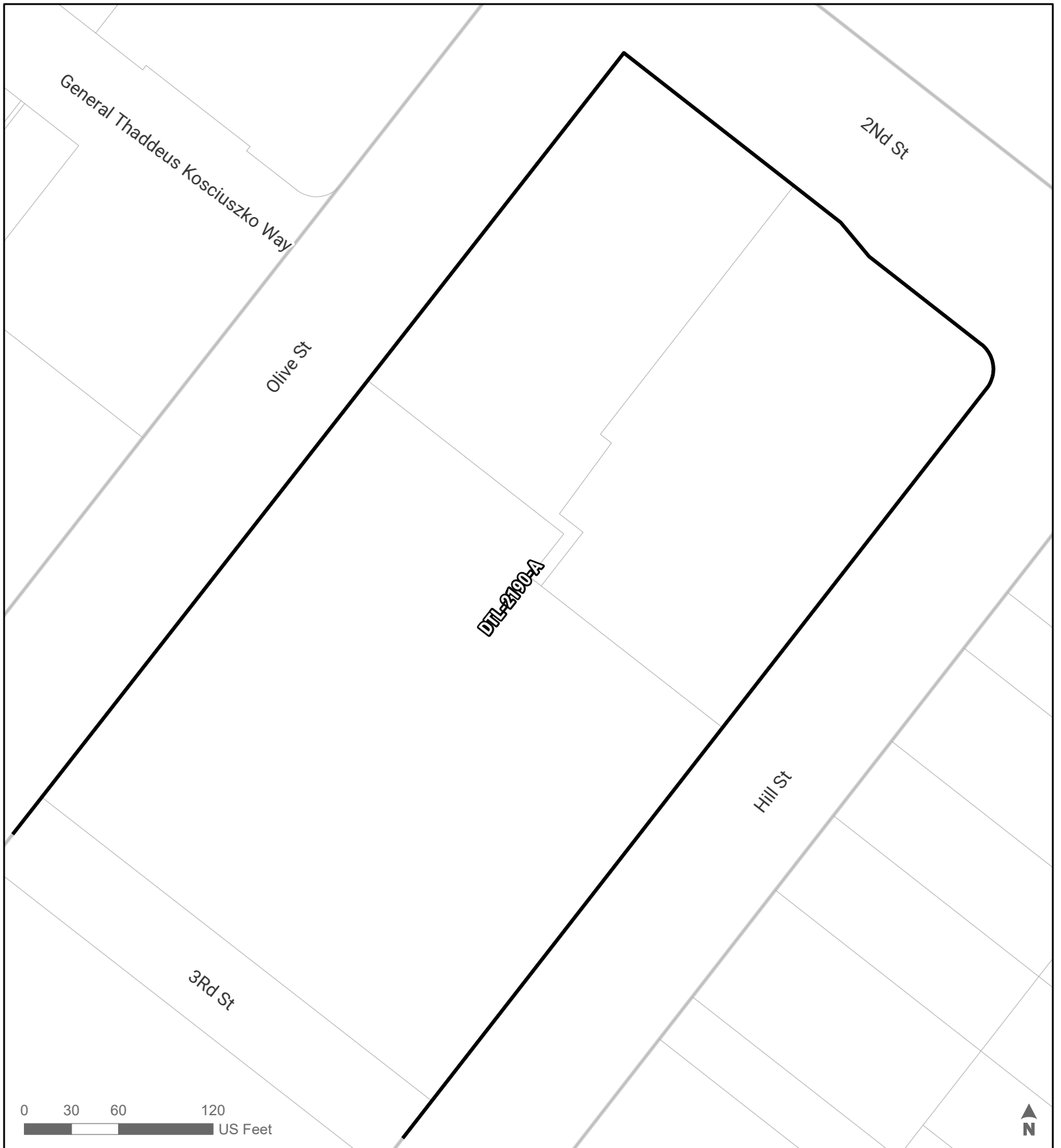
Section:

2180

CPC-1994-0213-CPU

**Downtown
 Community Plan Area**

 Building Line Removal



GPLU MAP AMENDMENTS
SUBAREAS
DTL-2190-A

Section:

2190

CPC-1994-0213-CPU

**Downtown
Community Plan Area**



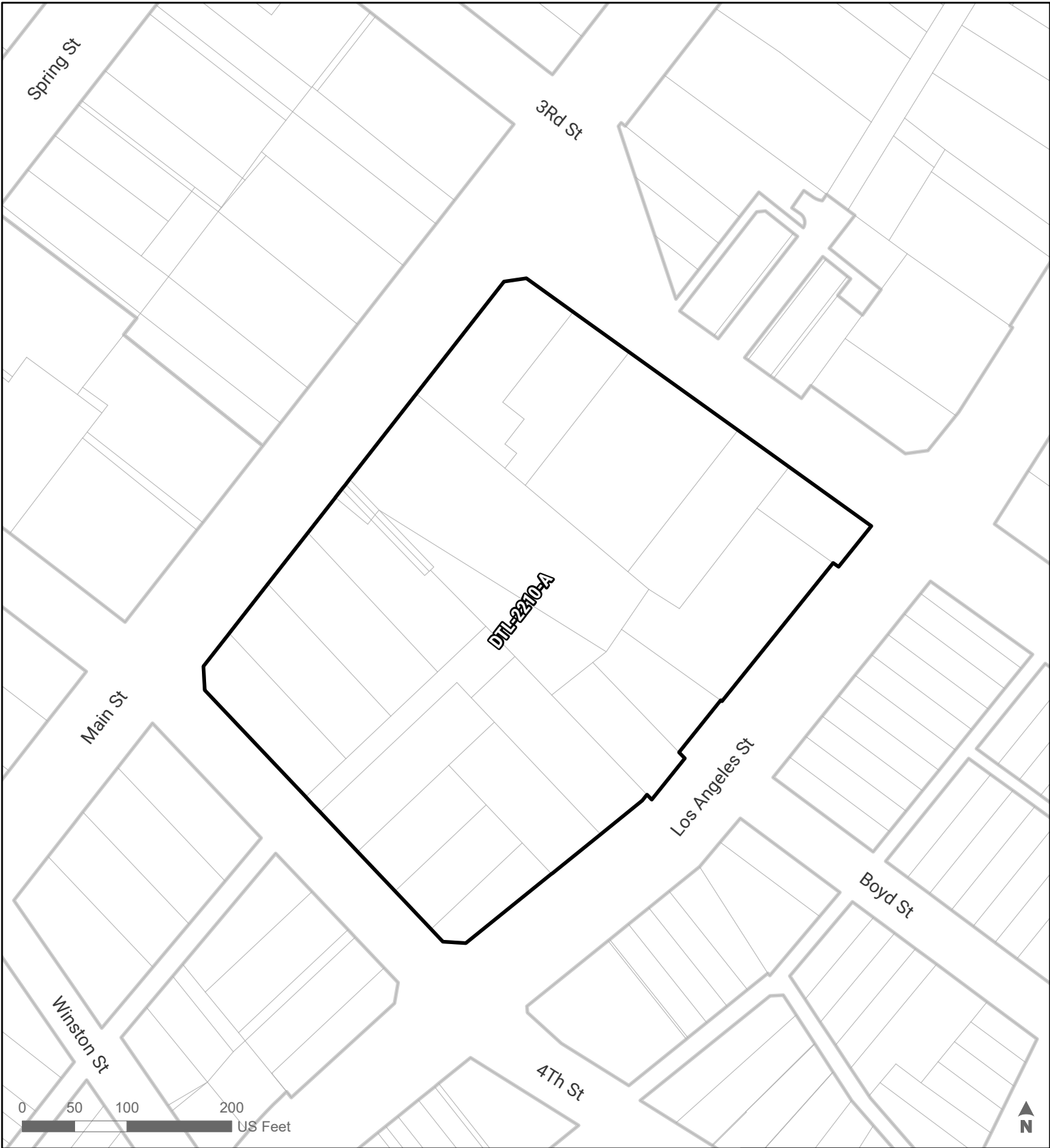
GPLU MAP AMENDMENTS
SUBAREAS
DTL-2190-A, DTL-2200-A

Section:

2200

CPC-1994-0213-CPU

**Downtown
Community Plan Area**



GPLU MAP AMENDMENTS
SUBAREAS
DTL-2210-A

Section:

2210

CPC-1994-0213-CPU


**Downtown
Community Plan Area**



GPLU MAP AMENDMENTS

SUBAREAS

DTL-2220-A

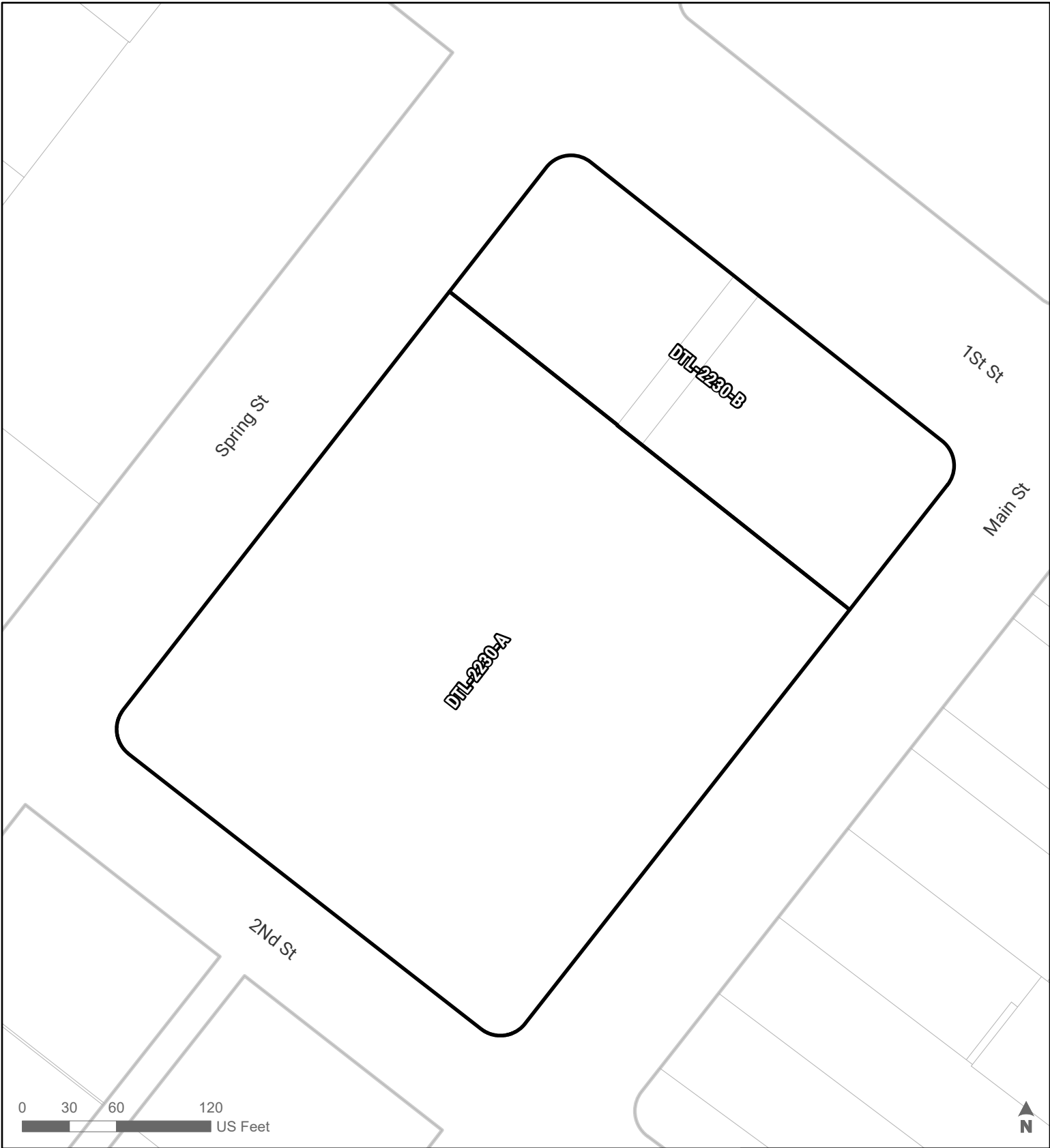
 Building Line Removal

Section:

2220

CPC-1994-0213-CPU

**Downtown
Community Plan Area**



GPLU MAP AMENDMENTS

SUBAREAS

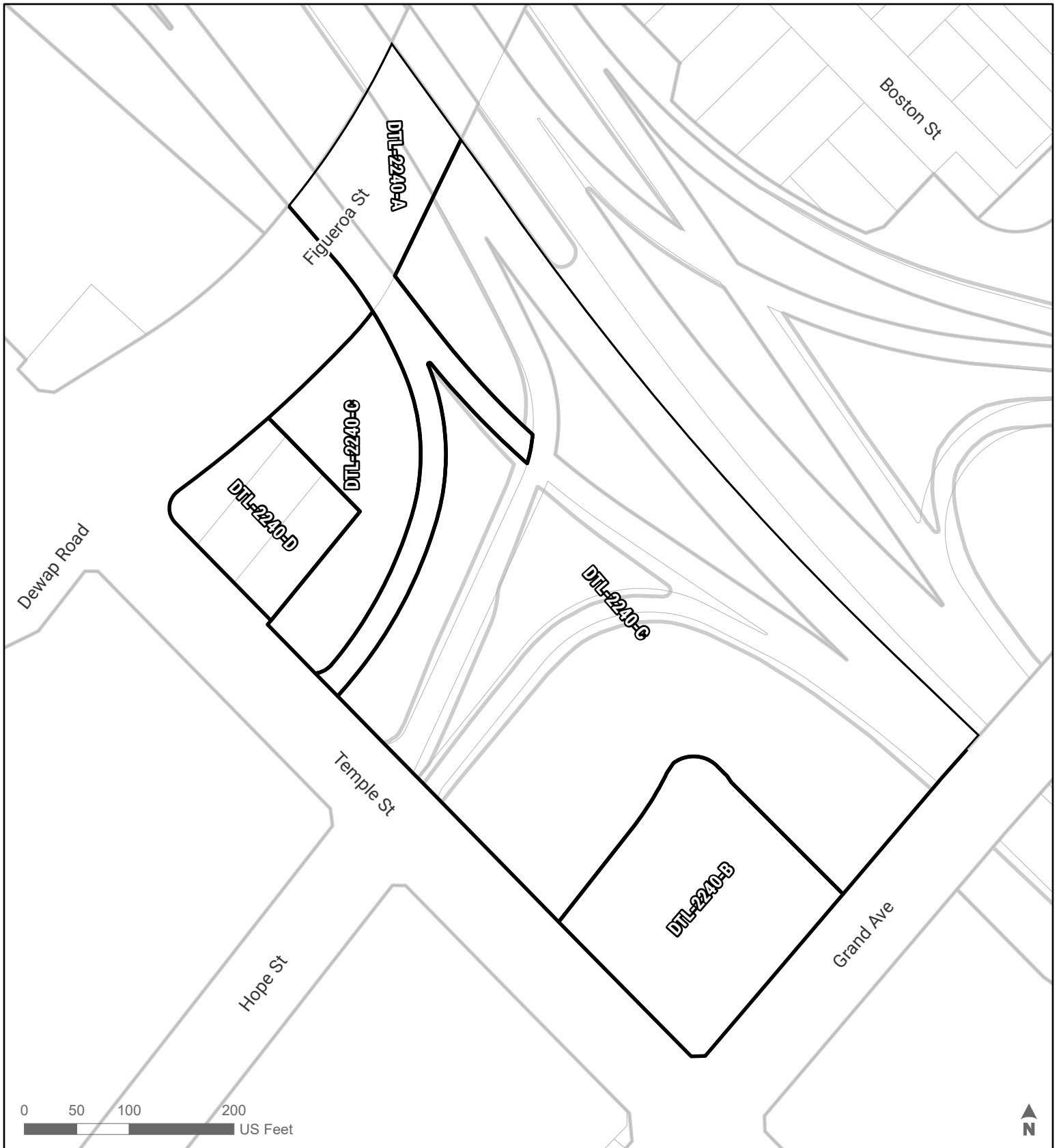
DTL-2230-A, DTL-2230-B

Section:

2230

CPC-1994-0213-CPU

**Downtown
Community Plan Area**



GPLU MAP AMENDMENTS

SUBAREAS

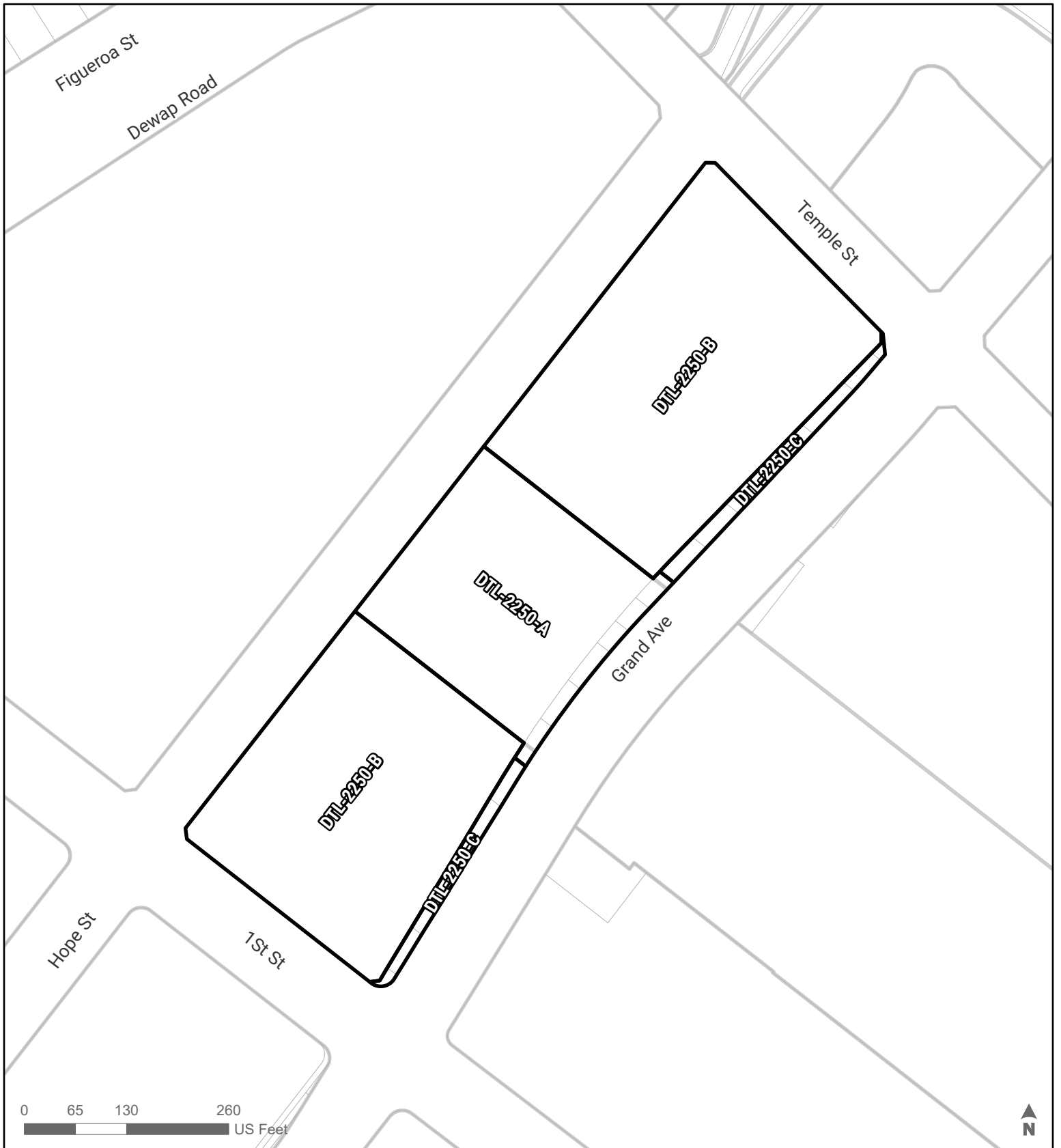
DTL-1630-C, DTL-1630-D, DTL-1680-A, DTL-1680-B, DTL-2240-A, DTL-2240-B,
DTL-2240-C, DTL-2240-D

Section:

2240

CPC-1994-0213-CPU

**Downtown
Community Plan Area**



GPLU MAP AMENDMENTS

SUBAREAS

DTL-2250-A, DTL-2250-B, DTL-2250-C

Section:

2250

CPC-1994-0213-CPU

**Downtown
Community Plan Area**



GPLU MAP AMENDMENTS

SUBAREAS

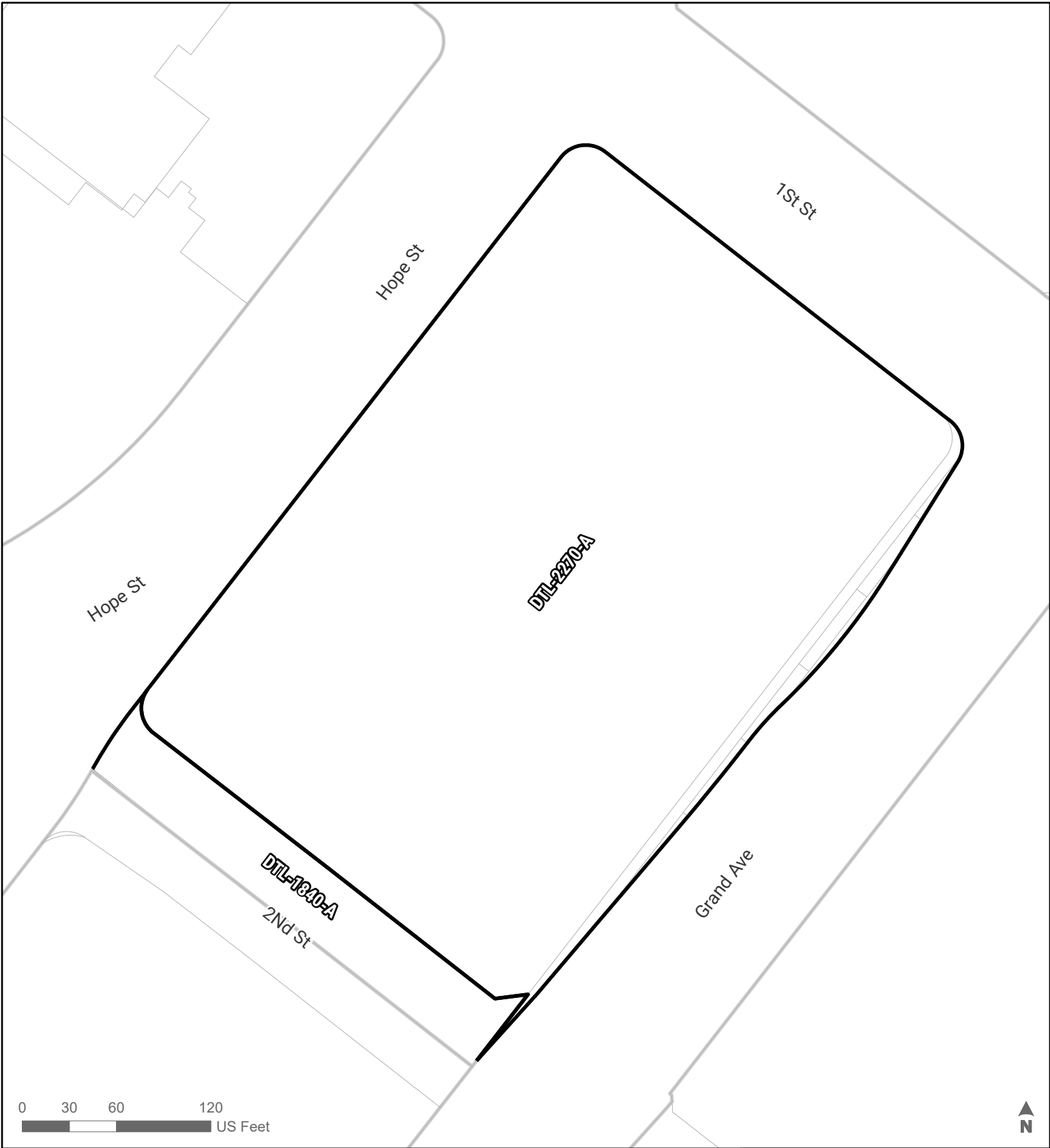
DTL-2260-A, DTL-2260-B, DTL-2260-C

Section:

2260

CPC-1994-0213-CPU

**Downtown
Community Plan Area**



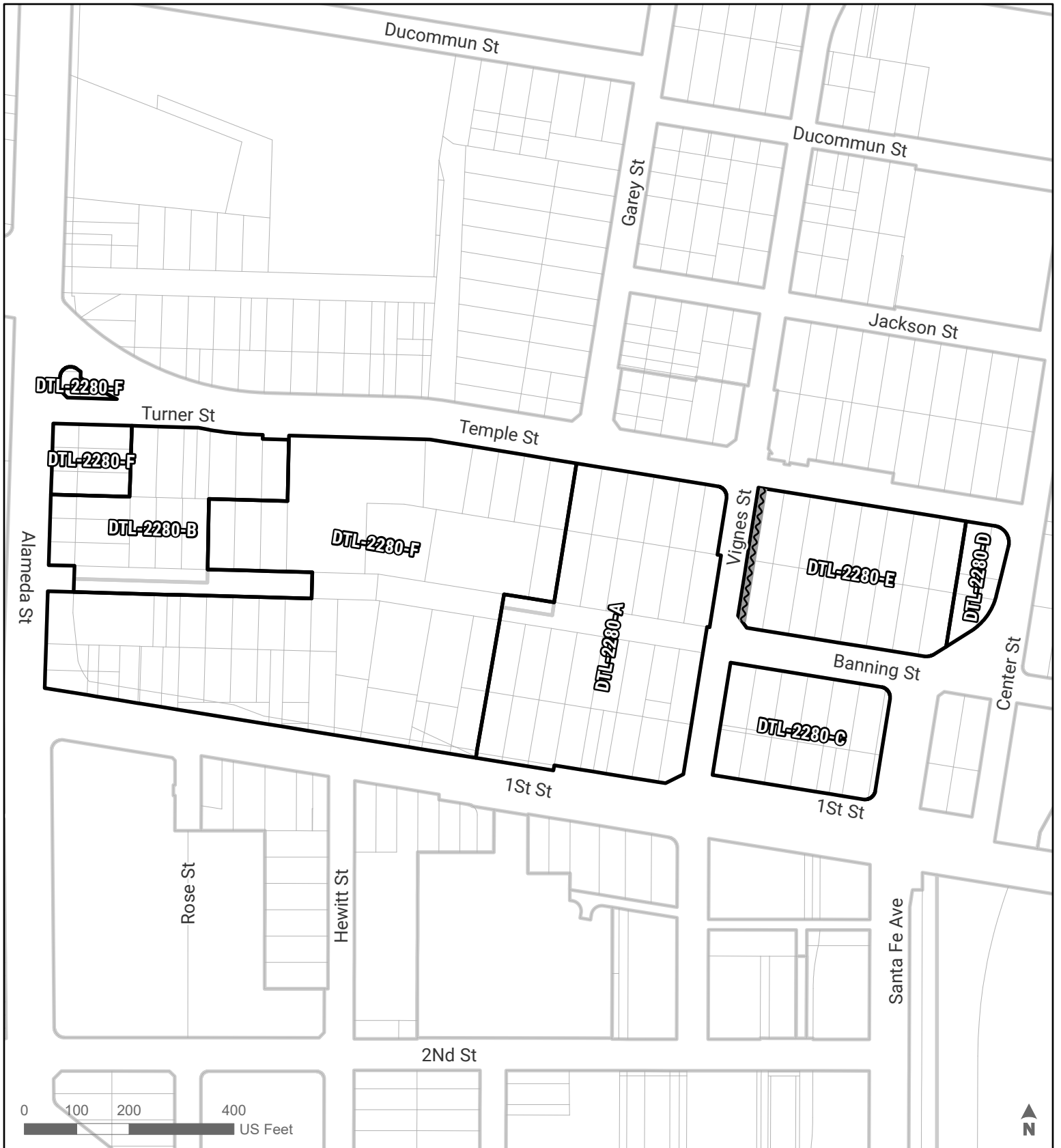
GPLU MAP AMENDMENTS
SUBAREAS
 DTL-1840-A, DTL-2270-A

Section:

2270

CPC-1994-0213-CPU

**Downtown
 Community Plan Area**



GPLU MAP AMENDMENTS

SUBAREAS


DTL-2280-A, DTL-2280-B, DTL-2280-C, DTL-2280-D, DTL-2280-E, DTL-2280-F

Section:

2280

CPC-1994-0213-CPU

**Downtown
Community Plan Area**


 Building Line Removal



GPLU MAP AMENDMENTS

SUBAREAS

DTL-220-D, DTL-220-F, DTL-2290-A, DTL-2290-B, DTL-2290-C, DTL-2290-D,
DTL-2290-E, DTL-2290-F, DTL-2290-G

 Building Line Removal

Section:

2290

CPC-1994-0213-CPU

**Downtown
Community Plan Area**



GPLU MAP AMENDMENTS

SUBAREAS

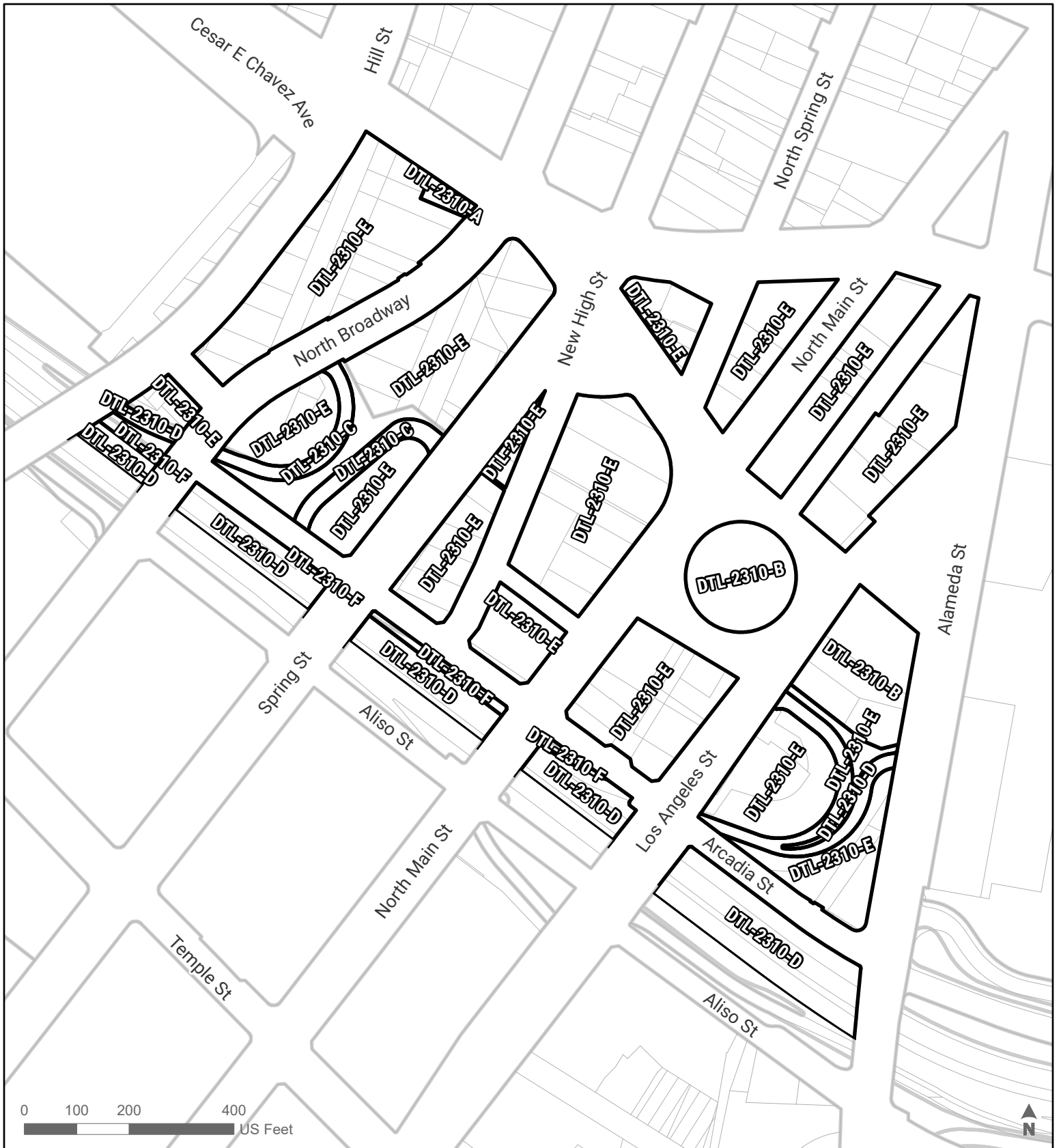
DTL-2300-A, DTL-2300-B, DTL-2310-D

Section:

2300

CPC-1994-0213-CPU

**Downtown
Community Plan Area**



GPLU MAP AMENDMENTS

SUBAREAS

DTL-1710-A, DTL-1720-A, DTL-2300-B, DTL-2310-A, DTL-2310-B, DTL-2310-C,
DTL-2310-D, DTL-2310-E, DTL-2310-F, DTL-2340-A, DTL-2350-A

Section:

2310

CPC-1994-0213-CPU

**Downtown
Community Plan Area**



GPLU MAP AMENDMENTS

SUBAREAS

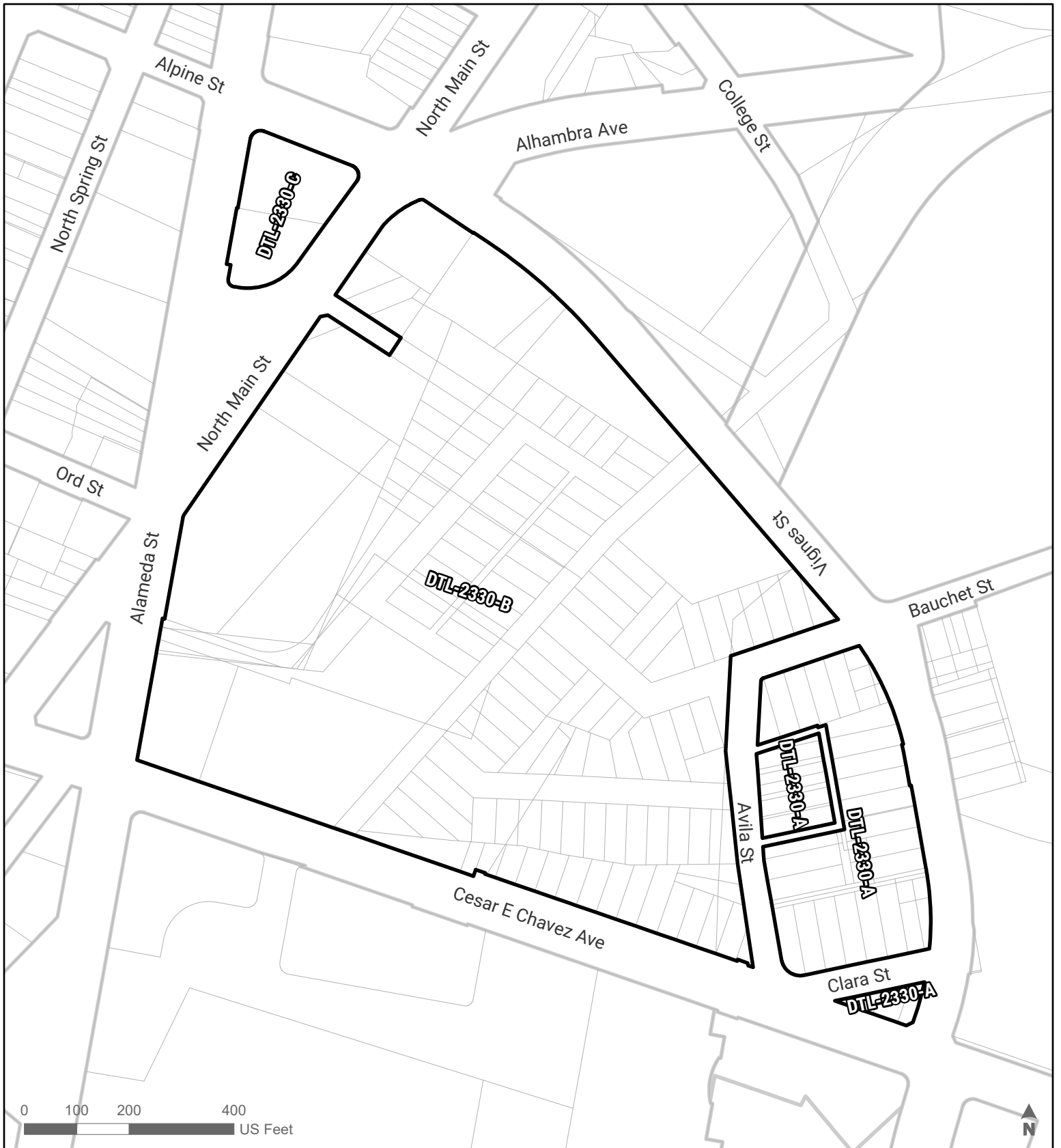
DTL-220-D, DTL-220-F, DTL-2290-G, DTL-2320-A, DTL-2320-B, DTL-2320-C,
DTL-2320-D, DTL-2320-E, DTL-2320-F, DTL-2320-G

Section:

2320

CPC-1994-0213-CPU

**Downtown
Community Plan Area**



GPLU MAP AMENDMENTS

SUBAREAS

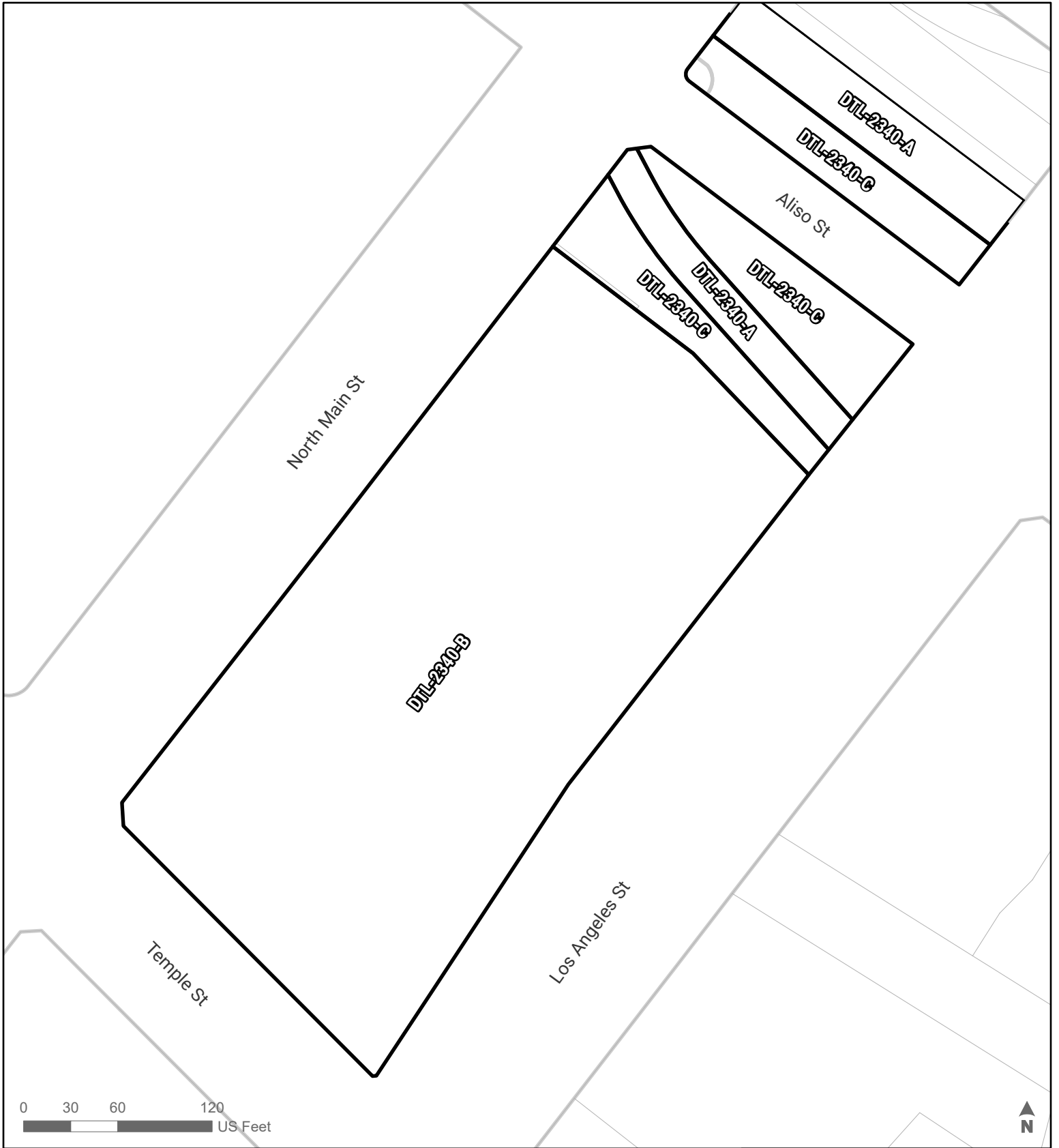
DTL-2330-A, DTL-2330-B, DTL-2330-C

Section:

2330

CPC-1994-0213-CPU

**Downtown
Community Plan Area**



GPLU MAP AMENDMENTS

SUBAREAS

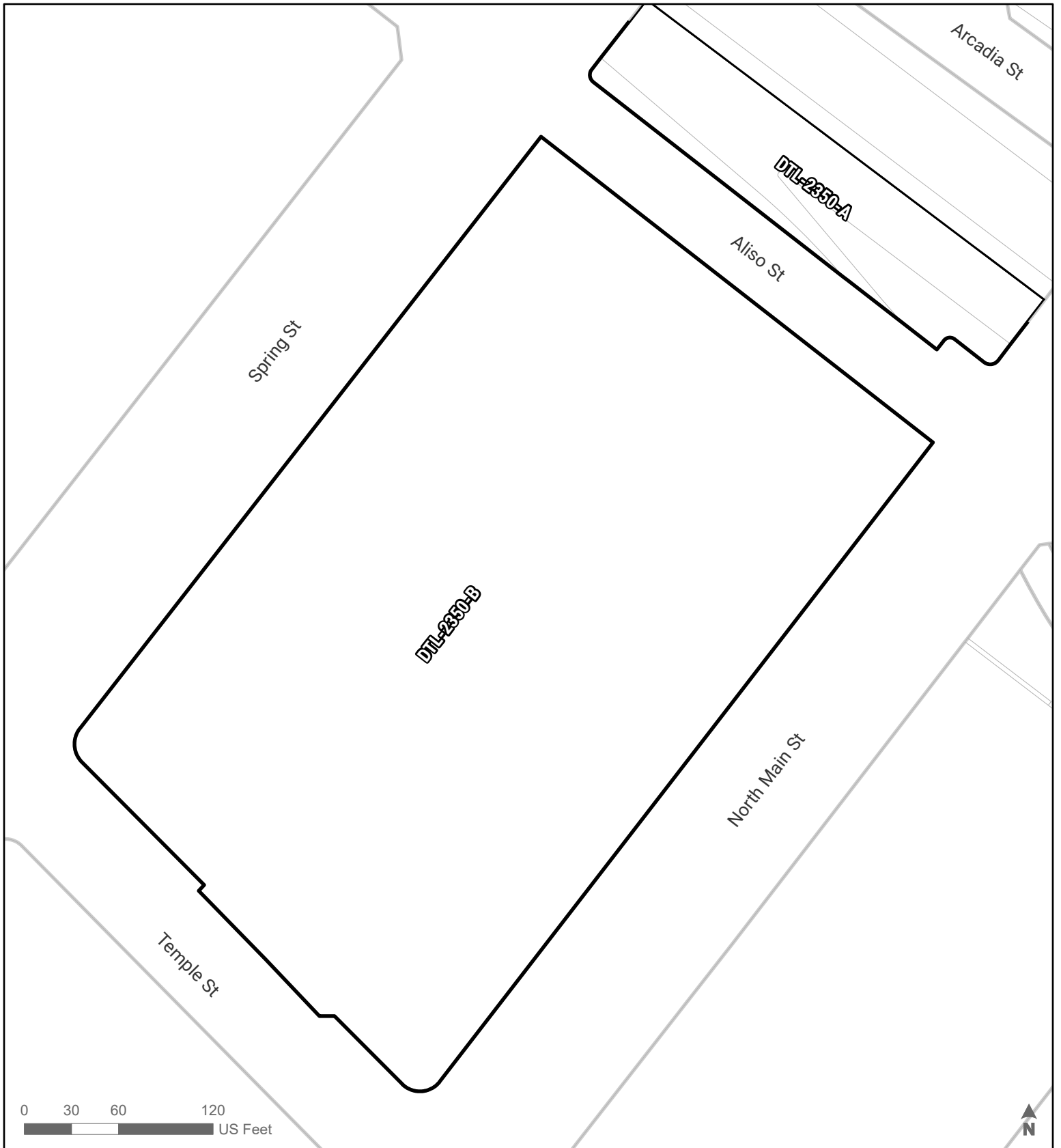
DTL-2310-D, DTL-2340-A, DTL-2340-B, DTL-2340-C

Section:

2340

CPC-1994-0213-CPU

**Downtown
Community Plan Area**



GPLU MAP AMENDMENTS
SUBAREAS
 DTL-2310-D, DTL-2350-A, DTL-2350-B

Section:

2350

CPC-1994-0213-CPU

**Downtown
 Community Plan Area**



GPLU MAP AMENDMENTS

SUBAREAS

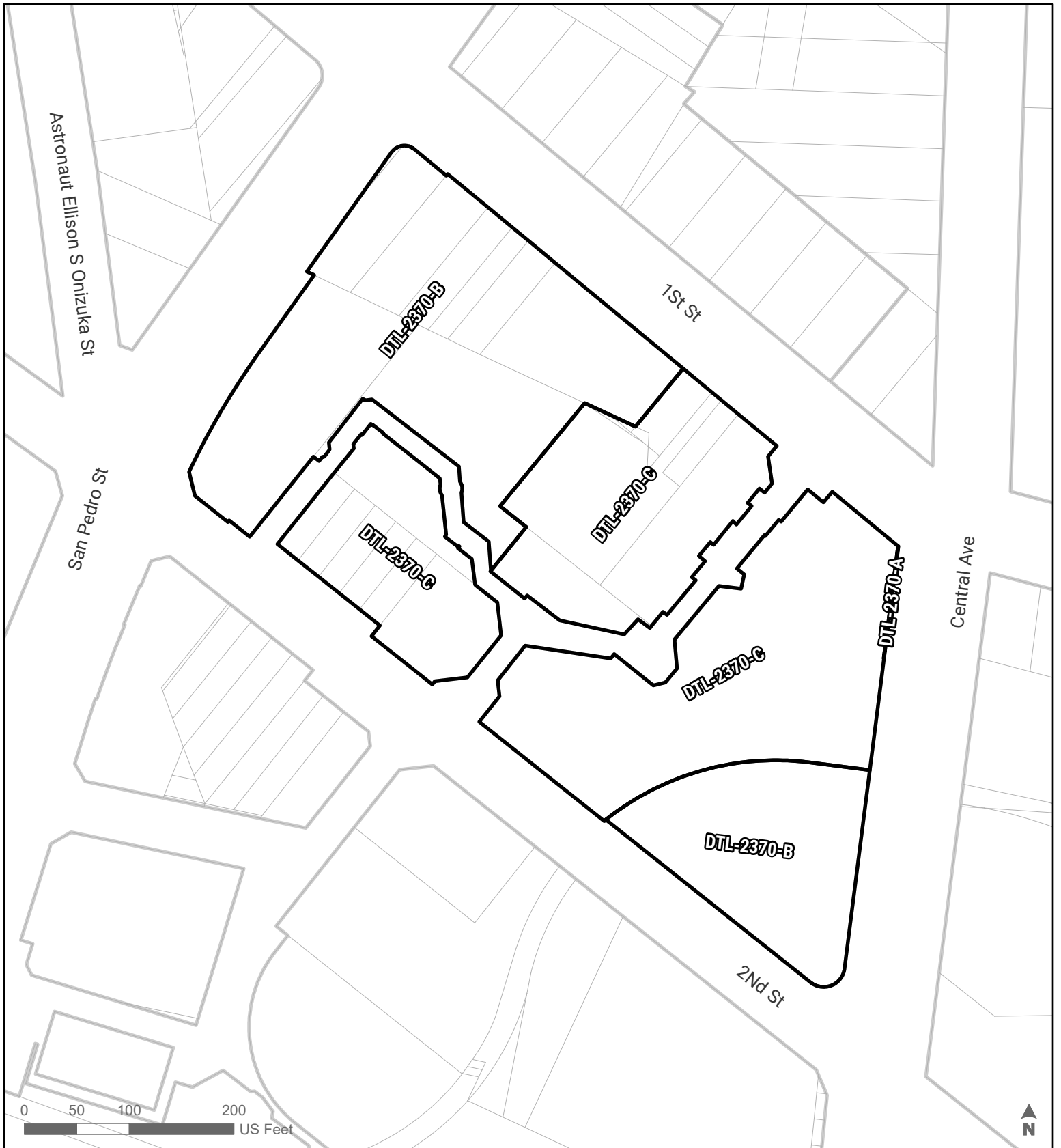
DTL-2360-A, DTL-2360-B, DTL-2360-C, DTL-2360-D

Section:

2360

CPC-1994-0213-CPU

**Downtown
Community Plan Area**



GPLU MAP AMENDMENTS

SUBAREAS

DTL-2370-A, DTL-2370-B, DTL-2370-C

Section:

2370

CPC-1994-0213-CPU

**Downtown
Community Plan Area**



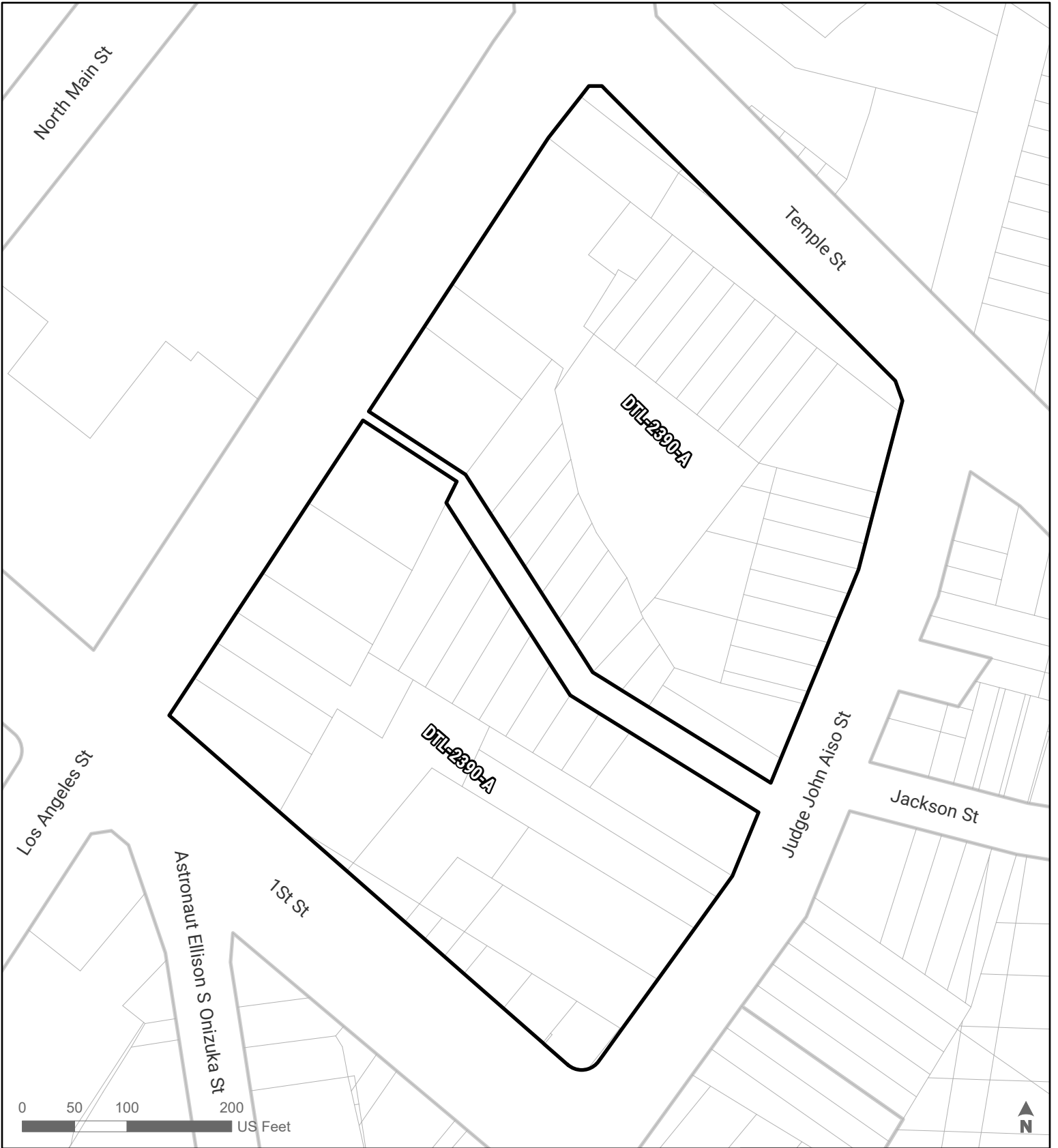
GPLU MAP AMENDMENTS
SUBAREAS
DTL-2380-A, DTL-2380-B

Section:

2380

CPC-1994-0213-CPU

**Downtown
Community Plan Area**



GPLU MAP AMENDMENTS
SUBAREAS
DTL-2390-A

Section:
2390

CPC-1994-0213-CPU

**Downtown
Community Plan Area**




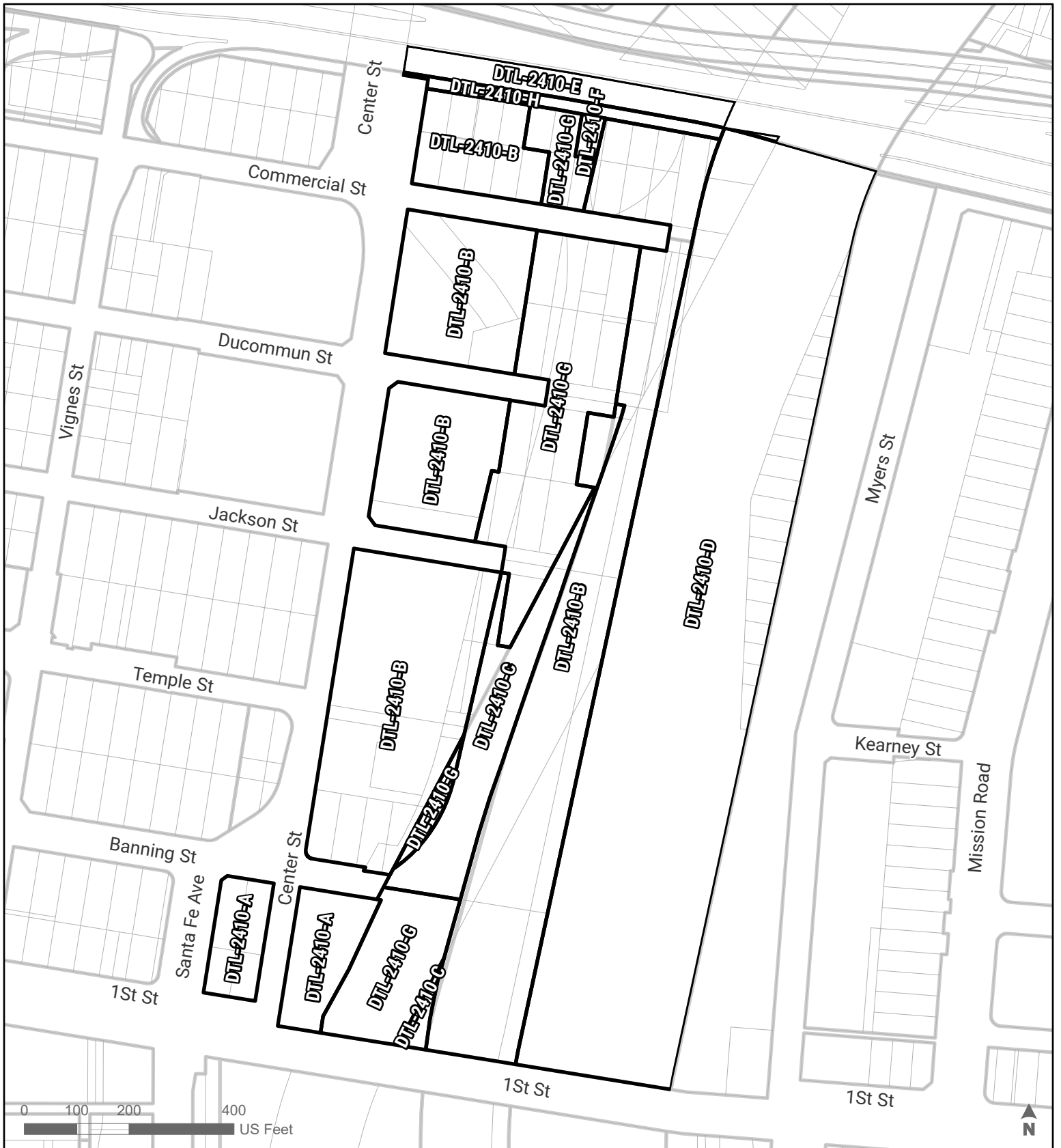
GPLU MAP AMENDMENTS
SUBAREAS
 DTL-1700-A, DTL-2400-A

Section:
2400

CPC-1994-0213-CPU

**Downtown
 Community Plan Area**

 Building Line Removal



GPLU MAP AMENDMENTS

SUBAREAS

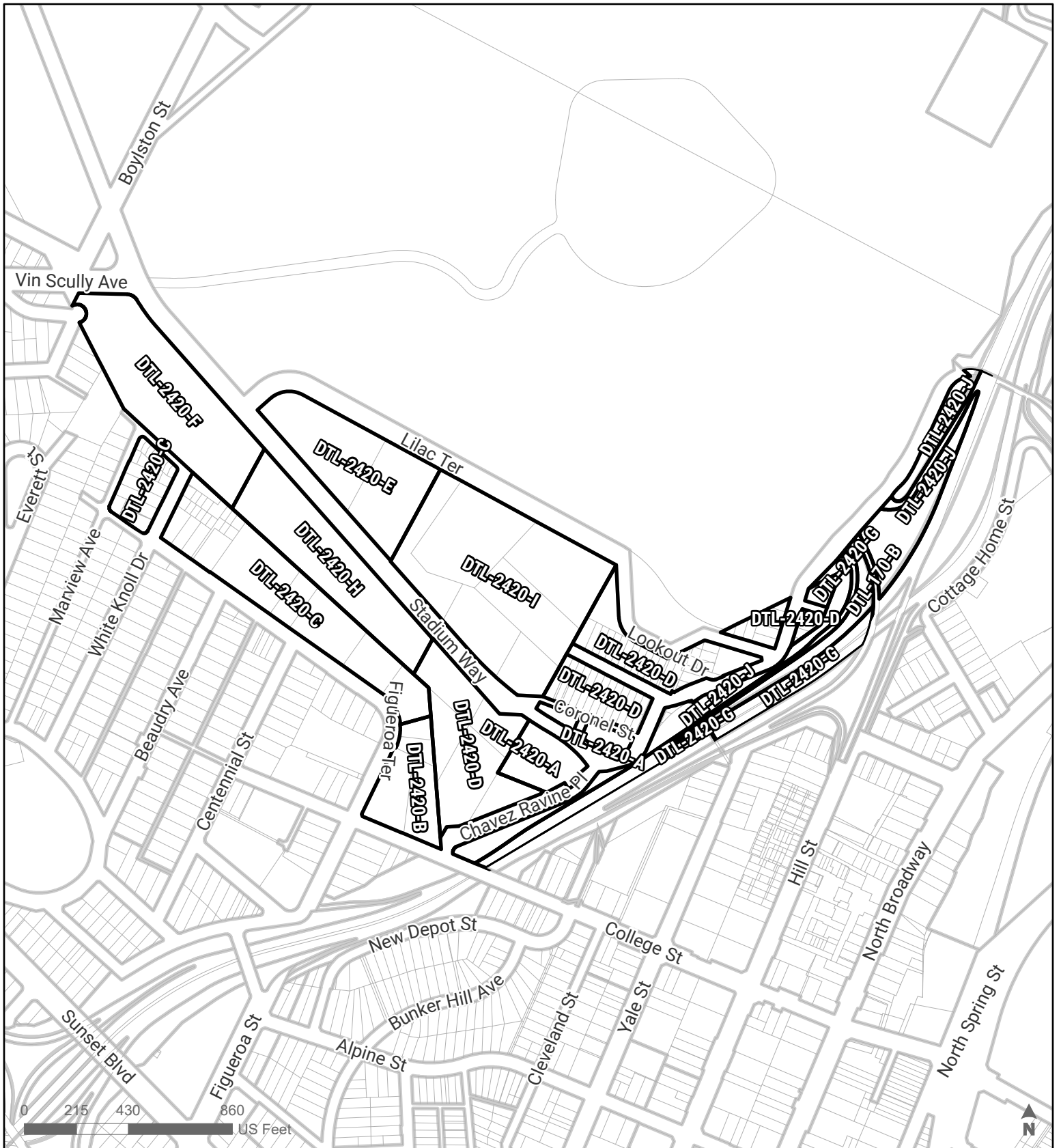
DTL-220-D, DTL-2290-E, DTL-2410-A, DTL-2410-B, DTL-2410-C, DTL-2410-D,
DTL-2410-E, DTL-2410-F, DTL-2410-G, DTL-2410-H

Section:

2410

CPC-1994-0213-CPU

**Downtown
Community Plan Area**



GPLU MAP AMENDMENTS

SUBAREAS

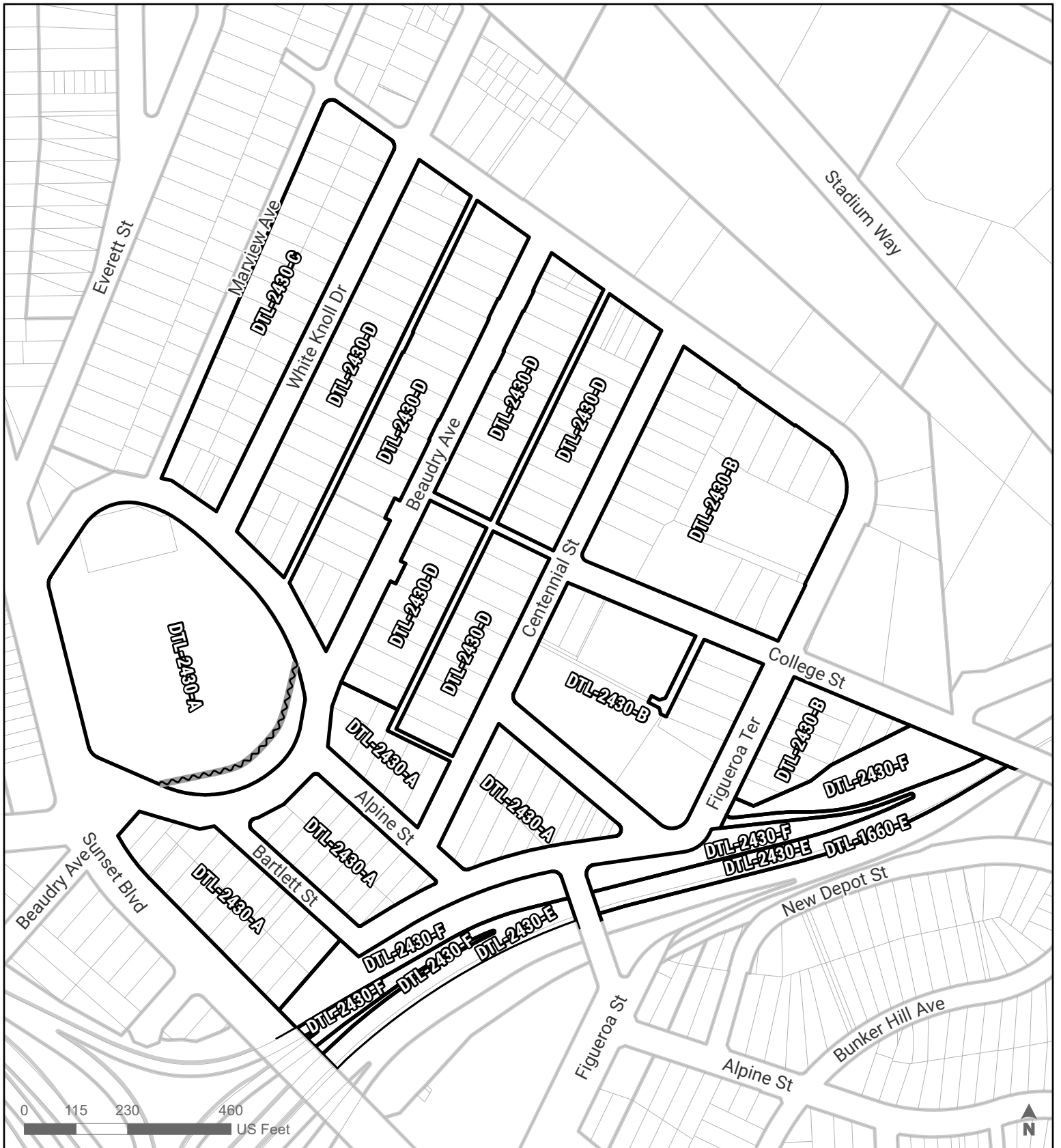
DTL-170-B, DTL-170-C, DTL-1660-E, DTL-1660-G, DTL-2420-A, DTL-2420-B,
 DTL-2420-C, DTL-2420-D, DTL-2420-E, DTL-2420-F, DTL-2420-G, DTL-2420-H,
 DTL-2420-I, DTL-2420-J

Section:

2420

CPC-1994-0213-CPU


**Downtown
 Community Plan Area**



GPLU MAP AMENDMENTS

SUBAREAS

DTL-1630-C, DTL-1640-D, DTL-1660-E, DTL-2430-A, DTL-2430-B, DTL-2430-C,
DTL-2430-D, DTL-2430-E, DTL-2430-F

 Building Line Removal

Data Sources: Department of City Planning, Bureau of Engineering

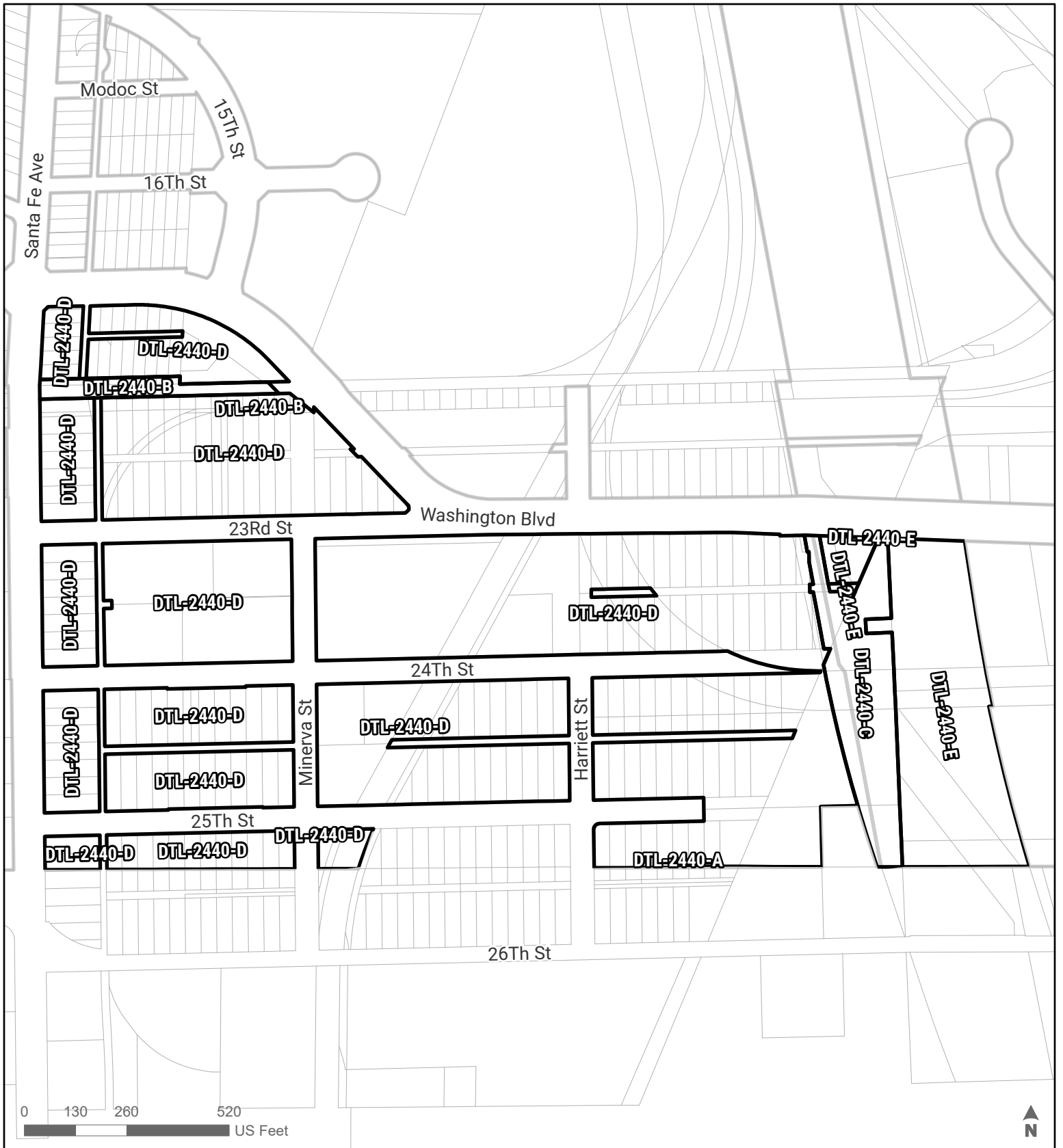
TL / MAR2021

Section:

2430

CPC-1994-0213-CPU

**Downtown
Community Plan Area**



GPU MAP AMENDMENTS

SUBAREAS

DTL-2440-A, DTL-2440-B, DTL-2440-C, DTL-2440-D, DTL-2440-E

Section:

2440

CPC-1994-0213-CPU

**Downtown
Community Plan Area**

Subarea	General Plan Land Use From - To
DTL-100-A	Heavy Manufacturing - Hybrid Industrial
DTL-110-A	Heavy Manufacturing - Hybrid Industrial
DTL-110-B	Open Space - Open Space
DTL-110-C	Public Facilities - Public Facilities
DTL-120-A	Heavy Manufacturing - Hybrid Industrial
DTL-120-B	Heavy Manufacturing - Public Facilities
DTL-120-C	Open Space - Open Space
DTL-120-D	Public Facilities - Public Facilities
DTL-130-A	Public Facilities - Public Facilities - Freeways
DTL-130-B	Heavy Manufacturing - Hybrid Industrial
DTL-130-C	Open Space - Open Space
DTL-130-D	Public Facilities - Freeways - Public Facilities - Freeways
DTL-130-E	Public Facilities - Public Facilities
DTL-130-F	Public Facilities - Public Facilities - Freeways
DTL-140-A	Heavy Manufacturing - Production
DTL-140-B	Open Space - Open Space
DTL-140-C	Public Facilities - Freeways - Public Facilities - Freeways
DTL-140-D	Public Facilities - Public Facilities - Freeways
DTL-150-A	Hybrid Industrial - Community Center
DTL-150-B	Hybrid Industrial - Hybrid Industrial
DTL-150-C	Regional Commercial - Community Center
DTL-160-A	Hybrid Industrial - Hybrid Industrial
DTL-160-B	Light Manufacturing - Community Center
DTL-160-C	Open Space - Hybrid Industrial
DTL-160-D	Open Space - Open Space
DTL-160-E	Public Facilities - Public Facilities
DTL-160-F	Regional Commercial - Community Center
DTL-170-A	Medium - Medium Neighborhood Residential
DTL-170-B	Public Facilities - Freeways - Public Facilities - Freeways
DTL-170-C	Public Facilities - Public Facilities - Freeways
DTL-170-D	Regional Commercial - Community Center
DTL-170-E	Regional Commercial - Village
DTL-180-A	Hybrid Industrial - Hybrid Industrial
DTL-180-B	Open Space - Open Space
DTL-180-C	Public Facilities - Production
DTL-180-D	Public Facilities - Public Facilities
DTL-190-A	Hybrid Industrial - Hybrid Industrial
DTL-190-B	Open Space - Open Space
DTL-190-C	Public Facilities - Public Facilities
DTL-200-A	Hybrid Industrial - Hybrid Industrial
DTL-200-B	Hybrid Industrial - Public Facilities
DTL-200-C	Light Manufacturing - Public Facilities
DTL-200-D	Public Facilities - Public Facilities
DTL-200-E	Regional Center Commercial - Public Facilities

Subarea	General Plan Land Use From - To
DTL-210-A	Heavy Manufacturing - Production
DTL-210-B	Heavy Manufacturing - Public Facilities
DTL-210-C	Light Manufacturing - Public Facilities
DTL-210-D	Open Space - Open Space
DTL-210-E	Public Facilities - Public Facilities
DTL-210-F	Regional Center Commercial - Public Facilities
DTL-220-A	Heavy Manufacturing - Community Center
DTL-220-B	Heavy Manufacturing - Public Facilities
DTL-220-C	Open Space - Open Space
DTL-220-D	Public Facilities - Freeways - Public Facilities - Freeways
DTL-220-E	Public Facilities - Public Facilities
DTL-220-F	Public Facilities - Public Facilities - Freeways
DTL-230-A	Open Space - Open Space
DTL-230-B	Heavy Manufacturing - Production
DTL-230-C	Heavy Manufacturing - Production
DTL-230-D	Open Space - Open Space
DTL-240-A	Public Facilities - Freeways - Public Facilities - Freeways
DTL-240-B	Public Facilities - Public Facilities
DTL-240-C	Public Facilities - Public Facilities - Freeways
DTL-240-D	Regional Center Commercial - Transit Core
DTL-240-E	Regional Commercial - Public Facilities
DTL-250-A	Commercial Manufacturing - Community Center
DTL-250-B	Commercial Manufacturing - Hybrid Industrial
DTL-250-C	Heavy Manufacturing - Hybrid Industrial
DTL-250-D	Regional Commercial - Community Center
DTL-250-E	Regional Commercial - Hybrid Industrial
DTL-260-A	Regional Center Commercial - Community Center
DTL-270-A	Light Manufacturing - Community Center
DTL-280-A	Heavy Manufacturing - Hybrid Industrial
DTL-280-B	Heavy Manufacturing - Production
DTL-280-C	Open Space - Open Space
DTL-280-D	Public Facilities - Hybrid Industrial
DTL-280-E	Public Facilities - Public Facilities
DTL-290-A	Light Manufacturing - Community Center
DTL-300-A	High Density Residential - Transit Core
DTL-300-B	Regional Center Commercial - Transit Core
DTL-310-A	Public Facilities - Freeways - Public Facilities - Freeways
DTL-310-B	Public Facilities - Public Facilities - Freeways
DTL-310-C	Regional Center Commercial - Transit Core
DTL-320-A	Regional Center Commercial - Transit Core
DTL-330-A	Regional Center Commercial - Transit Core
DTL-340-A	Regional Center Commercial - Transit Core
DTL-350-A	Light Manufacturing - Markets

Subarea	General Plan Land Use From - To
DTL-350-B	Public Facilities - Freeways - Public Facilities - Freeways
DTL-350-C	Public Facilities - Public Facilities
DTL-350-D	Public Facilities - Public Facilities - Freeways
DTL-360-A	Public Facilities - Freeways - Public Facilities - Freeways
DTL-360-B	Public Facilities - Public Facilities - Freeways
DTL-360-C	Regional Center Commercial - Transit Core
DTL-370-A	Regional Center Commercial - Transit Core
DTL-380-A	Community Commercial - Village
DTL-380-B	Community Commercial - Village
DTL-390-A	Light Manufacturing - Markets
DTL-390-B	Light Manufacturing - Transit Core
DTL-400-A	Public Facilities - Freeways - Public Facilities - Freeways
DTL-400-B	Light Manufacturing - Markets
DTL-400-C	Light Manufacturing - Markets
DTL-400-D	Light Manufacturing - Transit Core
DTL-400-E	Public Facilities - Freeways - Public Facilities - Freeways
DTL-400-F	Public Facilities - Public Facilities - Freeways
DTL-410-A	Light Manufacturing - Transit Core
DTL-420-A	High Density Residential - Transit Core
DTL-420-B	Regional Center Commercial - Transit Core
DTL-430-A	High Density Residential - Open Space
DTL-430-B	High Density Residential - Transit Core
DTL-440-A	High Density Residential - Transit Core
DTL-450-A	High Density Residential - Transit Core
DTL-460-A	High Density Residential - Public Facilities
DTL-460-B	High Density Residential - Transit Core
DTL-470-A	Public Facilities - Freeways - Public Facilities - Freeways
DTL-470-B	Public Facilities - Public Facilities - Freeways
DTL-470-C	Regional Center Commercial - Transit Core
DTL-480-A	Community Commercial - Village
DTL-480-B	High Medium - Public Facilities
DTL-480-C	High Medium - Village
DTL-490-A	High Medium - Community Center
DTL-490-B	High Medium - Open Space
DTL-490-C	High Medium - Traditional Core
DTL-490-D	Public Facilities - Public Facilities
DTL-500-A	Community Commercial - Traditional Core
DTL-500-B	Community Commercial - Traditional Core
DTL-510-A	Light Manufacturing - Transit Core
DTL-520-A	Regional Center Commercial - Transit Core
DTL-530-A	Public Facilities - Freeways - Public Facilities - Freeways
DTL-530-B	Public Facilities - Public Facilities - Freeways
DTL-530-C	Regional Center Commercial - Transit Core

Subarea	General Plan Land Use From - To
DTL-540-A	Regional Center Commercial - Traditional Core
DTL-550-A	Regional Center Commercial - Traditional Core
DTL-560-A	Regional Center Commercial - Transit Core
DTL-570-A	Regional Center Commercial - Transit Core
DTL-580-A	Regional Center Commercial - Transit Core
DTL-590-A	High Density Residential - Traditional Core
DTL-590-B	Regional Center Commercial - Traditional Core
DTL-600-A	Regional Center Commercial - Transit Core
DTL-610-A	Regional Center Commercial - Transit Core
DTL-620-A	Regional Center Commercial - Transit Core
DTL-630-A	Regional Center Commercial - Transit Core
DTL-640-A	Regional Center Commercial - Traditional Core
DTL-650-A	Regional Center Commercial - Traditional Core
DTL-650-B	Regional Center Commercial - Transit Core
DTL-660-A	Community Commercial - Production
DTL-660-B	Community Commercial - Transit Core
DTL-660-C	Public Facilities - Freeways - Public Facilities - Freeways
DTL-660-D	Public Facilities - Public Facilities
DTL-660-E	Public Facilities - Public Facilities - Freeways
DTL-670-A	High Density Residential - Transit Core
DTL-670-B	Regional Center Commercial - Transit Core
DTL-680-A	Community Commercial - Transit Core
DTL-680-B	Regional Commercial - Transit Core
DTL-690-A	High Medium - Transit Core
DTL-700-A	Community Commercial - Transit Core
DTL-700-B	Public Facilities - Freeways - Public Facilities - Freeways
DTL-700-C	Public Facilities - Public Facilities - Freeways
DTL-710-A	Community Commercial - Transit Core
DTL-710-B	Community Commercial - Transit Core
DTL-710-C	Public Facilities - Freeways - Public Facilities - Freeways
DTL-710-D	Public Facilities - Public Facilities - Freeways
DTL-720-A	Community Commercial - Transit Core
DTL-730-A	Community Commercial - Transit Core
DTL-730-B	Public Facilities - Public Facilities
DTL-740-A	Community Commercial - Transit Core
DTL-750-A	Regional Center Commercial - Transit Core
DTL-760-A	Regional Center Commercial - Transit Core
DTL-770-A	Community Commercial - Transit Core
DTL-770-B	Community Commercial - Transit Core
DTL-770-C	Public Facilities - Freeways - Public Facilities - Freeways
DTL-770-D	Public Facilities - Public Facilities - Freeways
DTL-780-A	Public Facilities - Freeways - Public Facilities - Freeways
DTL-780-B	Public Facilities - Public Facilities

Subarea	General Plan Land Use From - To
DTL-780-C	Public Facilities - Public Facilities - Freeways
DTL-790-A	Community Commercial - Transit Core
DTL-790-B	Public Facilities - Freeways - Public Facilities - Freeways
DTL-790-C	Public Facilities - Public Facilities - Freeways
DTL-800-A	Community Commercial - Transit Core
DTL-800-B	Public Facilities - Freeways - Public Facilities - Freeways
DTL-800-C	Public Facilities - Public Facilities - Freeways
DTL-810-A	Community Commercial - Transit Core
DTL-820-A	Community Commercial - Transit Core
DTL-820-B	Public Facilities - Public Facilities
DTL-820-C	Public Facilities - Transit Core
DTL-830-A	Community Commercial - Transit Core
DTL-830-B	Public Facilities - Freeways - Public Facilities - Freeways
DTL-830-C	Public Facilities - Public Facilities - Freeways
DTL-840-A	Light Manufacturing - Transit Core
DTL-840-B	Public Facilities - Freeways - Public Facilities - Freeways
DTL-840-C	Public Facilities - Public Facilities - Freeways
DTL-850-A	High Density Residential - Transit Core
DTL-850-B	Regional Center Commercial - Transit Core
DTL-860-A	High Density Residential - Transit Core
DTL-870-A	High Density Residential - Transit Core
DTL-880-A	High Density Residential - Transit Core
DTL-890-A	High Density Residential- Transit Core
DTL-900-A	High Density Residential- Transit Core
DTL-910-A	High Density Residential - Transit Core
DTL-910-B	Regional Center Commercial - Transit Core
DTL-920-A	High Density Residential - Transit Core
DTL-930-A	High Density Residential - Transit Core
DTL-940-A	High Density Residential - Transit Core
DTL-940-B	Regional Center Commercial - Transit Core
DTL-950-A	Regional Center Commercial - Transit Core
DTL-960-A	High Density Residential - Transit Core
DTL-970-A	Public Facilities - Freeways - Public Facilities - Freeways
DTL-970-B	Public Facilities - Public Facilities - Freeways
DTL-970-C	Public Facilities - Transit Core
DTL-970-D	Regional Center Commercial - Transit Core
DTL-980-A	Regional Center Commercial - Transit Core
DTL-990-A	Public Facilities - Freeways - Public Facilities - Freeways
DTL-990-B	Public Facilities - Public Facilities - Freeways
DTL-990-C	Regional Center Commercial - Transit Core
DTL-1000-A	Heavy Manufacturing - Hybrid Industrial
DTL-1000-B	Heavy Manufacturing - Markets
DTL-1000-C	Public Facilities - Freeways - Public Facilities - Freeways

Subarea	General Plan Land Use From - To
DTL-1000-D	Public Facilities - Public Facilities
DTL-1000-E	Public Facilities - Public Facilities - Freeways
DTL-1010-A	Light Manufacturing - Markets
DTL-1020-A	Light Manufacturing - Markets
DTL-1030-A	Heavy Manufacturing - Production
DTL-1030-B	Heavy Manufacturing - Public Facilities - Freeways
DTL-1030-C	Light Manufacturing - Production
DTL-1030-D	Public Facilities - Freeways - Public Facilities - Freeways
DTL-1030-E	Public Facilities - Public Facilities - Freeways
DTL-1040-A	Light Manufacturing - Production
DTL-1050-A	Light Manufacturing - Production
DTL-1050-B	Open Space - Production
DTL-1050-C	Public Facilities - Freeways - Public Facilities - Freeways
DTL-1050-D	Public Facilities - Public Facilities
DTL-1050-E	Public Facilities - Public Facilities - Freeways
DTL-1060-A	Light Manufacturing - Production
DTL-1060-B	Public Facilities - Freeways - Public Facilities - Freeways
DTL-1060-C	Public Facilities - Public Facilities
DTL-1060-D	Public Facilities - Public Facilities - Freeways
DTL-1070-A	Light Manufacturing - Markets
DTL-1070-B	Light Manufacturing - Public Facilities
DTL-1070-C	Open Space - Open Space
DTL-1080-A	Heavy Manufacturing - Hybrid Industrial
DTL-1090-A	Light Manufacturing - Production
DTL-1090-B	Heavy Manufacturing - Production
DTL-1090-C	Light Manufacturing - Production
DTL-1100-A	Light Industrial - Markets
DTL-1100-B	Light Manufacturing - Markets
DTL-1100-C	Public Facilities - Freeways - Public Facilities - Freeways
DTL-1100-D	Public Facilities - Public Facilities - Freeways
DTL-1110-A	Light Manufacturing - Production
DTL-1110-B	Public Facilities - Public Facilities
DTL-1120-A	Light Manufacturing - Community Center
DTL-1120-C	Light Manufacturing - Markets
DTL-1120-D	Light Manufacturing - Public Facilities
DTL-1130-A	Light Manufacturing - Markets
DTL-1130-B	Public Facilities - Public Facilities
DTL-1140-A	Light Manufacturing - Markets
DTL-1150-A	Light Manufacturing - Markets
DTL-1150-B	Public Facilities - Public Facilities
DTL-1160-A	Light Manufacturing - Markets
DTL-1170-A	Light Manufacturing - Markets
DTL-1180-A	Light Manufacturing - Community Center

Subarea	General Plan Land Use From - To
DTL-1180-B	Light Manufacturing - Markets
DTL-1190-A	Light Manufacturing - Markets
DTL-1200-A	Light Manufacturing - Markets
DTL-1210-A	Light Manufacturing - Markets
DTL-1210-B	Light Manufacturing - Public Facilities
DTL-1210-C	Light Manufacturing - Traditional Core
DTL-1220-A	Light Manufacturing - Markets
DTL-1220-B	Light Manufacturing - Transit Core
DTL-1230-A	Light Manufacturing - Traditional Core
DTL-1240-A	Light Manufacturing - Transit Core
DTL-1250-A	Light Manufacturing - Traditional Core
DTL-1260-A	Light Manufacturing - Traditional Core
DTL-1260-B	Public Facilities - Public Facilities
DTL-1270-A	Regional Center Commercial - Traditional Core
DTL-1280-A	Light Manufacturing - Community Center
DTL-1280-B	Light Manufacturing - Markets
DTL-1290-A	Light Manufacturing - Community Center
DTL-1290-B	Light Manufacturing - Markets
DTL-1300-A	Light Manufacturing - Markets
DTL-1300-B	Light Manufacturing - Transit Core
DTL-1310-A	Light Manufacturing - Markets
DTL-1310-B	Light Manufacturing - Traditional Core
DTL-1320-A	Light Manufacturing - Traditional Core
DTL-1330-A	High Density Residential - Transit Core
DTL-1340-A	Light Manufacturing - Traditional Core
DTL-1350-A	Regional Center Commercial - Traditional Core
DTL-1350-B	Regional Center Commercial - Traditional Core
DTL-1360-A	Regional Center Commercial - Traditional Core
DTL-1370-A	High Density Residential - Traditional Core
DTL-1370-B	Regional Center Commercial - Traditional Core
DTL-1380-A	Regional Center Commercial - Traditional Core
DTL-1390-A	Regional Center Commercial - Traditional Core
DTL-1390-B	Regional Center Commercial - Transit Core
DTL-1400-A	Light Manufacturing - Traditional Core
DTL-1410-A	Regional Center Commercial - Traditional Core
DTL-1420-A	High Density Residential - Transit Core
DTL-1420-B	Regional Center Commercial - Transit Core
DTL-1430-A	High Density Residential - Transit Core
DTL-1430-B	Regional Center Commercial - Transit Core
DTL-1440-A	Regional Center Commercial - Traditional Core
DTL-1450-A	Light Manufacturing - Production
DTL-1450-B	Light Manufacturing - Markets
DTL-1450-C	Light Manufacturing - Production

Subarea	General Plan Land Use From - To
DTL-1460-A	High Medium Residential - Community Center
DTL-1460-B	Community Commercial - Traditional Core
DTL-1460-C	High Medium - Community Center
DTL-1460-D	Public Facilities - Public Facilities
DTL-1470-A	Light Manufacturing - Markets
DTL-1470-B	Public Facilities - Public Facilities
DTL-1480-A	Community Commercial - Traditional Core
DTL-1490-A	Heavy Manufacturing - Production
DTL-1490-B	Public Facilities - Freeways - Public Facilities - Freeways
DTL-1490-C	Public Facilities - Public Facilities - Freeways
DTL-1500-A	Heavy Manufacturing - Production
DTL-1500-B	Public Facilities - Freeways - Public Facilities - Freeways
DTL-1500-C	Public Facilities - Production
DTL-1500-D	Public Facilities - Public Facilities - Freeways
DTL-1510-A	Heavy Manufacturing - Production
DTL-1520-A	Heavy Manufacturing - Production
DTL-1520-B	Public Facilities - Freeways - Public Facilities - Freeways
DTL-1520-C	Public Facilities - Public Facilities - Freeways
DTL-1530-A	Light Manufacturing - Hybrid Industrial
DTL-1530-B	Light Manufacturing - Public Facilities
DTL-1540-A	Heavy Manufacturing - Hybrid Industrial
DTL-1540-B	Heavy Manufacturing - Open Space
DTL-1540-C	Public Facilities - Public Facilities
DTL-1550-A	Heavy Manufacturing - Hybrid Industrial
DTL-1550-B	Light Manufacturing - Hybrid Industrial
DTL-1560-A	Light Manufacturing - Hybrid Industrial
DTL-1570-A	Light Manufacturing - Community Center
DTL-1570-B	Light Manufacturing - Community Center
DTL-1570-C	Light Manufacturing - Markets
DTL-1580-A	Light Manufacturing - Markets
DTL-1580-B	Light Manufacturing - Public Facilities
DTL-1590-A	Regional Center Commercial - Community Center
DTL-1600-A	Public Facilities - Public Facilities
DTL-1610-A	Public Facilities - Public Facilities
DTL-1620-A	Regional Center Commercial - Village
DTL-1630-A	Community Commercial - Community Center
DTL-1630-B	Community Commercial - Community Center
DTL-1630-C	Public Facilities - Freeways - Public Facilities - Freeways
DTL-1630-D	Public Facilities - Public Facilities - Freeways
DTL-1640-A	Open Space - Medium Neighborhood Residential
DTL-1640-B	High Medium - Community Center
DTL-1640-C	High Medium - Medium Neighborhood Residential
DTL-1640-D	Public Facilities - Freeways - Public Facilities - Freeways

Subarea	General Plan Land Use From - To
DTL-1640-E	Public Facilities - Public Facilities
DTL-1640-F	Public Facilities - Public Facilities - Freeways
DTL-1640-G	Regional Commercial - Community Center
DTL-1640-H	Regional Commercial - Village
DTL-1650-A	Public Facilities - Freeways - Public Facilities - Freeways
DTL-1650-B	Public Facilities - Public Facilities
DTL-1650-C	Public Facilities - Public Facilities - Freeways
DTL-1660-A	High Medium Residential - Medium Neighborhood Residential
DTL-1660-B	High Medium - Medium Neighborhood Residential
DTL-1660-C	High Medium - Village
DTL-1660-D	Open Space - Open Space
DTL-1660-E	Public Facilities - Freeways - Public Facilities - Freeways
DTL-1660-F	Public Facilities - Public Facilities
DTL-1660-G	Public Facilities - Public Facilities - Freeways
DTL-1660-H	Public Facilities - Village
DTL-1660-I	Regional Commercial - Village
DTL-1670-A	High Medium - Community Center
DTL-1670-B	High Medium - Medium Neighborhood Residential
DTL-1670-C	Regional Commercial - Community Center
DTL-1680-A	Public Facilities - Freeways - Public Facilities - Freeways
DTL-1680-B	Public Facilities - Public Facilities - Freeways
DTL-1680-C	Public Facilities - Transit Core
DTL-1680-D	Regional Center Commercial - Transit Core
DTL-1690-A	Public Facilities - Freeways - Public Facilities - Freeways
DTL-1690-B	Public Facilities - Public Facilities - Freeways
DTL-1690-C	Regional Commercial - Community Center
DTL-1700-A	Regional Commercial - Community Center
DTL-1710-A	Public Facilities - Freeways - Public Facilities - Freeways
DTL-1710-B	Public Facilities - Public Facilities
DTL-1710-C	Public Facilities - Public Facilities - Freeways
DTL-1720-A	Public Facilities - Freeways - Public Facilities - Freeways
DTL-1720-B	Public Facilities - Public Facilities
DTL-1730-A	Open Space - Open Space
DTL-1730-B	Public Facilities - Open Space
DTL-1730-C	Public Facilities - Public Facilities
DTL-1740-A	Open Space - Open Space
DTL-1740-B	Open Space - Public Facilities
DTL-1750-A	Public Facilities - Public Facilities
DTL-1760-A	Public Facilities - Freeways - Public Facilities - Freeways
DTL-1760-B	Public Facilities - Public Facilities - Freeways
DTL-1760-C	Public Facilities - Transit Core
DTL-1760-D	Regional Center Commercial - Transit Core
DTL-1770-A	Public Facilities - Freeways - Public Facilities - Freeways

Subarea	General Plan Land Use From - To
DTL-1770-B	Public Facilities - Public Facilities - Freeways
DTL-1770-C	Regional Center Commercial - Transit Core
DTL-1780-A	Regional Center Commercial - Transit Core
DTL-1790-A	Public Facilities - Freeways - Public Facilities - Freeways
DTL-1790-B	Public Facilities - Public Facilities
DTL-1790-C	Public Facilities - Public Facilities - Freeways
DTL-1790-D	Regional Center Commercial - Transit Core
DTL-1790-E	Regional Commercial - Transit Core
DTL-1800-A	Open Space - Open Space
DTL-1800-B	Public Facilities - Public Facilities
DTL-1810-A	Public Facilities - Public Facilities
DTL-1820-A	Regional Center Commercial - Transit Core
DTL-1830-A	Regional Center Commercial - Transit Core
DTL-1840-A	Public Facilities - Public Facilities
DTL-1840-B	Regional Center Commercial - Transit Core
DTL-1850-A	Regional Center Commercial - Transit Core
DTL-1860-A	Regional Center Commercial - Transit Core
DTL-1870-A	Regional Center Commercial - Transit Core
DTL-1880-A	Regional Center Commercial - Transit Core
DTL-1890-A	Regional Center Commercial - Transit Core
DTL-1900-A	Regional Center Commercial - Transit Core
DTL-1910-A	Regional Center Commercial - Transit Core
DTL-1920-A	Regional Center Commercial - Traditional Core
DTL-1920-B	Regional Center Commercial - Traditional Core
DTL-1930-A	Public Facilities - Public Facilities
DTL-1930-B	Regional Center Commercial - Traditional Core
DTL-1930-C	Regional Center Commercial - Transit Core
DTL-1940-A	Regional Center Commercial - Traditional Core
DTL-1940-B	Regional Center Commercial - Transit Core
DTL-1950-A	Regional Center Commercial - Transit Core
DTL-1960-A	Regional Center Commercial - Transit Core
DTL-1970-A	Regional Center Commercial - Transit Core
DTL-1980-A	Regional Center Commercial - Transit Core
DTL-1990-A	Regional Center Commercial - Transit Core
DTL-2000-A	Public Facilities - Public Facilities
DTL-2000-B	Regional Center Commercial - Transit Core
DTL-2010-A	Regional Center Commercial - Transit Core
DTL-2010-B	Regional Center Commercial - Transit Core
DTL-2020-A	Regional Center Commercial - Transit Core
DTL-2030-A	Regional Center Commercial - Transit Core
DTL-2040-A	Regional Center Commercial - Transit Core
DTL-2050-A	Regional Center Commercial - Transit Core
DTL-2060-A	Open Space - Open Space

Subarea	General Plan Land Use From - To
DTL-2070-A	Public Facilities - Freeways - Public Facilities - Freeways
DTL-2070-B	Public Facilities - Public Facilities - Freeways
DTL-2070-C	Regional Center Commercial - Transit Core
DTL-2080-A	Public Facilities - Freeways - Public Facilities - Freeways
DTL-2080-B	Public Facilities - Public Facilities - Freeways
DTL-2080-C	Regional Center Commercial - Transit Core
DTL-2090-A	Regional Center Commercial - Transit Core
DTL-2100-A	Community Commercial - Traditional Core
DTL-2100-B	Community Commercial - Traditional Core
DTL-2110-A	Regional Center Commercial - Transit Core
DTL-2120-A	Public Facilities - Public Facilities
DTL-2120-B	Public Facilities - Public Facilities
DTL-2120-C	Regional Center Commercial - Traditional Core
DTL-2120-D	Regional Center Commercial - Transit Core
DTL-2130-A	Regional Center Commercial - Open Space
DTL-2130-B	Regional Center Commercial - Traditional Core
DTL-2140-A	Regional Center Commercial - Transit Core
DTL-2150-A	Regional Center Commercial - Traditional Core
DTL-2160-A	Regional Center Commercial - Transit Core
DTL-2170-A	Regional Center Commercial - Traditional Core
DTL-2170-B	Regional Center Commercial - Transit Core
DTL-2180-A	Regional Center Commercial - Traditional Core
DTL-2190-A	Regional Center Commercial - Transit Core
DTL-2200-A	Regional Center Commercial - Transit Core
DTL-2210-A	Community Commercial - Transit Core
DTL-2220-A	Regional Center Commercial - Transit Core
DTL-2230-A	Public Facilities - Public Facilities
DTL-2230-B	Regional Center Commercial - Public Facilities
DTL-2240-A	Public Facilities - Freeways - Public Facilities - Freeways
DTL-2240-B	Public Facilities - Public Facilities
DTL-2240-C	Public Facilities - Public Facilities - Freeways
DTL-2240-D	Regional Center Commercial - Community Center
DTL-2250-A	Open Space - Open Space
DTL-2250-B	Open Space - Public Facilities
DTL-2250-C	Public Facilities - Public Facilities
DTL-2260-A	Open Space - Open Space
DTL-2260-B	Open Space - Public Facilities
DTL-2260-C	Public Facilities - Public Facilities
DTL-2270-A	Public Facilities - Public Facilities
DTL-2280-A	Community Commercial - Community Center
DTL-2280-B	Heavy Manufacturing - Community Center
DTL-2280-C	Heavy Manufacturing - Hybrid Industrial
DTL-2280-D	Heavy Manufacturing - Production

Subarea	General Plan Land Use From - To
DTL-2280-E	Public Facilities - Public Facilities
DTL-2280-F	Regional Commercial - Community Center
DTL-2290-A	Commercial Manufacturing - Production
DTL-2290-B	Commercial Manufacturing - Public Facilities
DTL-2290-C	Commercial Manufacturing - Public Facilities - Freeways
DTL-2290-D	Heavy Manufacturing - Production
DTL-2290-E	Public Facilities - Freeways - Public Facilities - Freeways
DTL-2290-F	Public Facilities - Public Facilities
DTL-2290-G	Public Facilities - Public Facilities - Freeways
DTL-2300-A	Public Facilities - Public Facilities
DTL-2300-B	Public Facilities - Public Facilities - Freeways
DTL-2310-A	Community Commercial - Public Facilities
DTL-2310-B	Open Space - Open Space
DTL-2310-C	Public Facilities - Freeways - Public Facilities
DTL-2310-D	Public Facilities - Freeways - Public Facilities - Freeways
DTL-2310-E	Public Facilities - Public Facilities
DTL-2310-F	Public Facilities - Public Facilities - Freeways
DTL-2320-A	Heavy Manufacturing - Public Facilities
DTL-2320-B	Heavy Manufacturing - Transit Core
DTL-2320-C	Public Facilities - Freeways - Public Facilities - Freeways
DTL-2320-D	Public Facilities - Public Facilities - Freeways
DTL-2320-E	Regional Center Commercial - Community Center
DTL-2320-F	Regional Center Commercial - Public Facilities
DTL-2320-G	Regional Center Commercial - Transit Core
DTL-2330-A	Heavy Manufacturing - Production
DTL-2330-B	Regional Center Commercial - Transit Core
DTL-2330-C	Regional Commercial - Community Center
DTL-2340-A	Public Facilities - Freeways - Public Facilities - Freeways
DTL-2340-B	Public Facilities - Public Facilities
DTL-2340-C	Public Facilities - Public Facilities - Freeways
DTL-2350-A	Public Facilities - Freeways - Public Facilities - Freeways
DTL-2350-B	Public Facilities - Public Facilities
DTL-2360-A	Community Commercial - Village
DTL-2360-B	Other Public Open Space - Community Center
DTL-2360-C	Other Public Open Space - Village
DTL-2360-D	Public Facilities - Public Facilities
DTL-2370-A	Regional Center Commercial - Village
DTL-2370-B	Regional Center Commercial - Community Center
DTL-2370-C	Regional Center Commercial - Village
DTL-2380-A	Regional Center Commercial - Community Center
DTL-2380-B	Regional Center Commercial - Village
DTL-2390-A	Public Facilities - Public Facilities
DTL-2400-A	Regional Commercial - Community Center

Subarea	General Plan Land Use From - To
DTL-2410-A	Heavy Manufacturing - Hybrid Industrial
DTL-2410-B	Heavy Manufacturing - Production
DTL-2410-C	Heavy Manufacturing - Public Facilities
DTL-2410-D	Open Space - Open Space
DTL-2410-E	Public Facilities - Freeways - Public Facilities - Freeways
DTL-2410-F	Public Facilities - Production
DTL-2410-G	Public Facilities - Public Facilities
DTL-2410-H	Public Facilities - Public Facilities - Freeways
DTL-2420-A	High Medium - Medium Neighborhood Residential
DTL-2420-B	Low Medium II - Community Center
DTL-2420-C	Low Medium II - Medium Neighborhood Residential
DTL-2420-D	Medium - Medium Neighborhood Residential
DTL-2420-E	Open Space - Medium Neighborhood Residential
DTL-2420-F	Open Space - Open Space
DTL-2420-G	Public Facilities - Freeways - Public Facilities - Freeways
DTL-2420-H	Public Facilities - Open Space
DTL-2420-I	Public Facilities - Public Facilities
DTL-2420-J	Public Facilities - Public Facilities - Freeways
DTL-2430-A	General Commercial - Community Center
DTL-2430-B	High Medium - Medium Neighborhood Residential
DTL-2430-C	Low Medium II - Medium Neighborhood Residential
DTL-2430-D	Medium - Medium Neighborhood Residential
DTL-2430-E	Public Facilities - Freeways - Public Facilities - Freeways
DTL-2430-F	Public Facilities - Public Facilities - Freeways
DTL-2440-A	Heavy Manufacturing - Production
DTL-2440-B	Heavy Manufacturing - Production
DTL-2440-C	Heavy Manufacturing - Open Space
DTL-2440-D	Heavy Manufacturing - Production
DTL-2440-E	Open Space - Open Space