

# **EXHIBIT B.2:**

## **Zone Change Map and Matrices**

---

CPC-2017-432-CPU, CPC-2014-1582-CA  
For consideration by the City Planning Commission

June 17, 2021

**ORDINANCE NO. \_\_\_\_\_**

An ordinance amending Section 12.04 of the Los Angeles Municipal Code by amending the zoning map.

**THE PEOPLE OF THE CITY OF LOS ANGELES  
DO HEREBY ORDAIN AS FOLLOWS:**

Sec. 1. Section 12.04 of the Los Angeles Municipal Code is hereby amended by changing the zones and zone boundaries shown upon portions of the zone map attached thereto and made a part of Article 2, Chapter 1, of the Los Angeles Municipal Code, so that such portions of the zoning map entitled "Downtown Plan Area," the accompanying diagrams and the Table for Section 1 attached hereto and incorporated herein by this reference.

Sec. 2. Severability. If any provision of this ordinance is found to be unconstitutional or otherwise invalid by any court of competent jurisdiction, that invalidity shall not affect the remaining provisions of this ordinance, which can be implemented without the invalid provisions and, to this end, the provisions of this ordinance are declared to be severable. The City Council hereby declares that it would have adopted each and every provision and portion thereof not declared invalid or unconstitutional, without regard to whether any portion of the ordinance would be subsequently declared invalid or unconstitutional.

Sec. 3. The City Clerk shall certify to the passage of this ordinance and have it published in accordance with Council policy, either in a daily newspaper circulated in the City of Los Angeles or by posting for ten days in three public places in the City of Los Angeles: one copy on the bulletin board located at the Main Street entrance to Los Angeles City Hall; one copy on the bulletin board located at the Main Street entrance to the Los Angeles City Hall East; and one copy on the bulletin board located at the Temple Street entrance to the Los Angeles County Hall of Records.

Approved as to Form and Legality

MICHAEL N. FEUER, City Attorney

Pursuant to Charter Section 559, I  
approve this ordinance on behalf of the  
City Planning Commission and  
recommend that it be adopted.

By \_\_\_\_\_

\_\_\_\_\_  
VINCENT P. Bertoni, AICP  
Director of Planning

Date \_\_\_\_\_

Date \_\_\_\_\_

File No. \_\_\_\_\_

The Clerk of the City of Los Angeles  
hereby certifies that the foregoing  
ordinance was passed by the Council of  
the City of Los Angeles.

CITY CLERK

MAYOR

\_\_\_\_\_

\_\_\_\_\_

Ordinance Passed \_\_\_\_\_

Approved \_\_\_\_\_

Subarea	Zone From - [To]
DTL-1030-C	PF-1 - FWY
DTL-130-J	Unzoned - FWY
DTL-140-B	Unzoned - FWY
DTL-1500-C	Unzoned - FWY
DTL-160-E	Unzoned - [VF1-WH1-5] [OS1-N]
DTL-1630-D	Unzoned - FWY
DTL-1640-E	C4-2D - [LM2-MU2-5] [RX1-FA] [CPIO]
DTL-1680-B	Unzoned - FWY
DTL-2240-B	Unzoned - FWY
DTL-400-D	Unzoned - FWY
DTL-660-E	Unzoned - FWY
DTL-700-B	Unzoned - FWY
DTL-770-C	Unzoned - FWY
DTL-990-B	Unzoned - FWY
DTL-1000-A	[T][Q]C2-2D-RIO - [MB3-CDF1-5] [IX4-FA] [CPIO]
DTL-1000-B	M3-1-RIO - [MB1-WH1-5] [IX2-FA]
DTL-1000-C	M3-1-RIO - [MB3-CDF1-5] [IX4-FA] [CPIO]
DTL-1000-D	M3-1-RIO - [MM1-CDF1-5] [IX4-FA] [CPIO]
DTL-1000-E	PF-1XL-RIO - [MB3-CDF1-5] [P2-FA] [CPIO]
DTL-1000-F	PF-1XL - FWY
DTL-100-A	[Q]C2-2D-RIO - [MB3-CDF1-5] [IX4-FA] [CPIO]
DTL-100-B	[T][Q]C2-2D-RIO - [MB3-CDF1-5] [IX4-FA] [CPIO]
DTL-100-C	M3-1-RIO - [MB3-CDF1-5] [IX4-FA] [CPIO]
DTL-1010-A	M2-2D - [MB1-WH1-5] [IX2-FA]
DTL-1010-B	M2-2D - [MB4-G1-5] [IX1-FA] [CPIO]
DTL-1010-C	M2-2D - [MB4-SH1-5] [IX1-FA] [CPIO]
DTL-1020-A	M2-2D - [MB1-WH1-5] [IX2-FA]
DTL-1030-A	M2-2D - [LF2-WH1-6] [I1-N]
DTL-1030-B	M3-2D - [LF2-WH1-6] [I1-N]
DTL-1030-D	PF-1 - FWY
DTL-1040-A	M2-2D - [LF2-WH1-6] [I1-N]
DTL-1050-A	M2-1 - [LF2-WH1-5] [I1-N]
DTL-1050-B	M2-2D - [LF2-WH1-6] [I1-N]
DTL-1050-C	PF-1 - FWY
DTL-1050-D	PF-2D - [LF2-WH1-6] [P2-FA]
DTL-1060-A	M2-2D - [LF2-WH1-6] [I1-N]
DTL-1060-B	PF-1 - FWY
DTL-1060-C	PF-2D - [LF2-WH1-6] [P2-FA]
DTL-1070-A	[Q]C2-2D - [MB4-G1-5] [IX1-FA] [CPIO]
DTL-1070-B	M2-2D - [MB4-G1-5] [IX1-FA] [CPIO]
DTL-1070-C	M2-2D - [MB4-SH1-5] [IX1-FA] [CPIO]
DTL-1070-D	OS-2D - [VF1-WH1-5] [OS1-N]

Subarea	Zone From - [To]
DTL-1070-E	PF-2D - [MB4-G1-5] [P2-FA] [CPIO]
DTL-1080-A	M2-2D - [MB4-SH1-5] [IX4-FA]
DTL-1080-B	M3-2D - [MB4-SH1-5] [IX4-FA]
DTL-1090-A	M2-2D - [LF2-WH1-6] [I1-N]
DTL-1090-B	M3-2D - [LF2-WH1-6] [I1-N]
DTL-1100-A	M2-2D-O-SN - [DM1-SH1-5] [IX3-FA] [SN-CPIO-O]
DTL-1100-B	M2-2D-O-SN - [MB1-WH1-5] [IX2-FA] [SN-O]
DTL-1100-C	M2-2D - [DM1-SH1-5] [IX3-FA] [CPIO]
DTL-1100-D	M2-2D - [MB1-WH1-5] [IX2-FA]
DTL-1100-E	PF-1-O - FWY-O
DTL-1100-F	PF-1 - FWY
DTL-110-A	M3-1-RIO - [MB2-CDR1-5] [IX4-FA] [CPIO]
DTL-110-B	M3-1-RIO - [MB3-CDF1-5] [IX4-FA] [CPIO]
DTL-110-C	M3-1-RIO - [MM1-CDR1-5] [IX4-FA] [CPIO]
DTL-110-D	OS-1XL-RIO - [VF1-WH1-5] [OS1-N]
DTL-110-E	PF-1XL-RIO - [MB3-CDF1-5] [P2-FA] [CPIO]
DTL-110-F	PF-1XL-RIO - [MM1-CDR1-5] [P2-FA] [CPIO]
DTL-1110-A	M2-2D - [LF2-WH1-6] [I1-N]
DTL-1110-B	PF-2D - [LF2-WH1-6] [P2-FA]
DTL-1120-A	(T)(Q)C2-4D - [MB4-SH1-5] [IX1-FA] [CPIO]
DTL-1120-B	M2-2D - [MB4-G1-5] [CX2-FA] [CPIO]
DTL-1120-C	M2-2D - [MB4-G1-5] [IX3-FA] [CPIO]
DTL-1120-D	M2-2D - [MB4-SH1-5] [CX2-FA] [CPIO]
DTL-1120-E	M2-2D - [MB4-SH1-5] [IX1-FA] [CPIO]
DTL-1120-F	M2-2D - [MB4-G1-5] [CX2-FA] [CPIO]
DTL-1120-G	PF-2D - [MB4-SH1-5] [CX2-FA] [CPIO]
DTL-1120-H	PF-2D - [MB4-SH1-5] [P2-FA] [CPIO]
DTL-1130-A	[T][Q]C2-4D - [MB4-G1-5] [IX1-FA] [CPIO]
DTL-1130-B	M2-2D - [MB4-G1-5] [IX1-FA] [CPIO]
DTL-1130-C	M2-2D - [MB4-SH1-5] [IX1-FA] [CPIO]
DTL-1130-D	PF-2D - [MB4-G1-5] [P2-FA] [CPIO]
DTL-1140-A	[T][Q]C2-4D - [MB4-SH1-5] [IX1-FA] [CPIO]
DTL-1140-B	M2-2D - [MB4-G1-5] [IX1-FA] [CPIO]
DTL-1140-C	M2-2D - [MB4-SH1-5] [IX1-FA] [CPIO]
DTL-1150-A	M2-2D - [DM1-MK1-5] [IX3-FA]
DTL-1150-B	M2-2D - [DM1-SH1-5] [IX3-FA] [CPIO]
DTL-1150-C	M2-2D - [MB1-WH1-5] [IX2-FA]
DTL-1150-D	PF-2D - [MB1-G1-5] [P2-FA] [CPIO]
DTL-1160-A	M2-2D - [DM1-G1-5] [IX3-FA] [CPIO]
DTL-1160-B	M2-2D - [DM1-MK1-5] [IX3-FA]
DTL-1160-C	M2-2D - [DM1-SH1-5] [IX3-FA] [CPIO]
DTL-1160-D	M2-2D - [MB1-WH1-5] [IX2-FA]

Subarea	Zone From - [To]
DTL-1170-A	M2-2D - [DM1-SH1-5] [IX3-FA] [CPIO]
DTL-1170-B	M2-2D - [MB1-WH1-5] [IX2-FA]
DTL-1180-A	[T][Q]C2-2D-SN - [DM1-MK1-5] [IX3-FA] [CPIO-SN]
DTL-1180-B	[T][Q]C2-2D-SN - [DM1-SH1-5] [CX3-FA] [CPIO-SN]
DTL-1180-C	M2-2D - [DM1-AL1-5] [IX3-FA] [CPIO]
DTL-1180-D	M2-2D - [DM1-MK1-5] [IX3-FA] [CPIO]
DTL-1190-A	M2-2D - [DM1-MK1-5] [IX3-FA] [CPIO]
DTL-1190-B	M2-2D - [DM1-SH1-5] [IX3-FA] [CPIO]
DTL-1200-A	M2-2D - [DM1-MK1-5] [IX3-FA]
DTL-1200-B	M2-2D - [DM1-SH1-5] [IX3-FA] [CPIO]
DTL-1200-C	M2-2D - [MB1-WH1-5] [IX2-FA]
DTL-1200-D	M2-2D - [MB4-SH1-5] [IX1-FA] [CPIO]
DTL-120-A	[T][Q]C2-2-RIO - [MB3-CDF1-5] [IX4-FA] [CPIO]
DTL-120-B	M3-1-RIO - [MB2-CDR1-5] [IX4-FA] [CPIO]
DTL-120-C	M3-1-RIO - [MB3-CDF1-5] [IX4-FA] [CPIO]
DTL-120-D	M3-1-RIO - [MM1-CDR1-5] [IX4-FA] [CPIO]
DTL-120-E	OS-1XL-RIO - [VF1-WH1-5] [OS1-N]
DTL-120-F	PF-1XL-RIO - [MM1-CDR1-5] [IX4-FA] [CPIO]
DTL-120-G	PF-1XL-RIO - [MM1-CDR1-5] [P2-FA] [CPIO]
DTL-1210-A	M2-2D - [DM1-MK1-5] [IX3-FA] [CPIO]
DTL-1210-B	M2-2D - [HM1-CHC1-5] [CX2-FA] [CPIO]
DTL-1210-C	PF-2D-O - [HM1-CHC1-5] [P2-FA] [CPIO-O]
DTL-1220-A	M2-2D - [DM1-G1-5] [IX3-FA] [CPIO]
DTL-1220-B	M2-2D - [HB1-G1-5] [CX2-FA] [CPIO]
DTL-1230-A	M2-2D - [HM1-CHC1-5] [CX2-FA] [CPIO]
DTL-1240-A	[T][Q]C2-4D - [HB1-G1-5] [CX2-FA] [CPIO]
DTL-1240-B	M2-2D - [HB1-G1-5] [CX2-FA] [CPIO]
DTL-1250-A	(T)(Q)C2-2 - [HM1-CHC1-5] [CX2-FA] [CPIO]
DTL-1250-B	M2-2D - [HM1-CHC1-5] [CX2-FA] [CPIO]
DTL-1260-A	[Q]C5-2D - [DM3-CHC1-5] [CX2-FA] [CPIO]
DTL-1260-B	[Q]C5-2D - [HM1-CHC1-5] [CX2-FA] [CPIO]
DTL-1260-C	M2-2D - [DM3-CHC1-5] [CX2-FA] [CPIO]
DTL-1260-D	M2-2D - [HM1-CHC1-5] [CX2-FA] [CPIO]
DTL-1260-E	PF-2D - [HM1-CHC1-5] [P2-FA] [CPIO]
DTL-1270-A	C2-4D - [DM4-CHC1-5] [CX2-FA] [CPIO]
DTL-1280-A	M2-2D - [DM1-AL1-5] [CX3-FA] [CPIO]
DTL-1280-B	M2-2D - [DM1-AL1-5] [IX3-FA] [CPIO]
DTL-1280-C	M2-2D - [DM1-G1-5] [CX3-FA] [CPIO]
DTL-1280-D	M2-2D - [DM1-G1-5] [IX3-FA] [CPIO]
DTL-1280-E	M2-2D - [DM1-SH1-5] [CX3-FA] [CPIO]
DTL-1290-A	[T][Q]C2-2D-SN - [DM1-G1-5] [CX3-FA] [CPIO-SN]
DTL-1290-B	[T][Q]C2-2D-SN - [DM1-SH1-5] [CX3-FA] [CPIO]

Subarea	Zone From - [To]
DTL-1290-C	M2-2D - [DM1-AL1-5] [IX3-FA] [CPIO]
DTL-1290-D	M2-2D - [DM1-G1-5] [CX3-FA] [CPIO]
DTL-1290-E	M2-2D - [DM1-G1-5] [IX3-FA] [CPIO]
DTL-1290-F	M2-2D - [DM1-SH1-5] [CX3-FA] [CPIO]
DTL-1300-A	M2-2D - [DM1-AL1-5] [IX3-FA] [CPIO]
DTL-1300-B	M2-2D - [DM1-G1-5] [IX3-FA] [CPIO]
DTL-1300-C	M2-2D - [HB1-G1-5] [CX2-FA] [CPIO]
DTL-130-A	(Q)C2-1-RIO - [MB3-CDF1-5] [IX4-FA] [CPIO]
DTL-130-B	(T)(Q)CM-2D-RIO - [MM1-CDF1-5] [IX4-FA] [CPIO]
DTL-130-C	(T)(Q)M3-2D-RIO - [MM1-CDF1-5] [IX4-FA] [CPIO]
DTL-130-D	M3-1-RIO - [LF2-WH1-6] [P2-N]
DTL-130-E	M3-1-RIO - [MB2-CDR1-5] [IX4-FA] [CPIO]
DTL-130-F	M3-1-RIO - [MB3-CDF1-5] [IX4-FA] [CPIO]
DTL-130-G	M3-1-RIO - [MM1-CDF1-5] [IX4-FA] [CPIO]
DTL-130-H	M3-1-RIO - [MM1-CDR1-5] [IX4-FA] [CPIO]
DTL-130-I	M3-1 - [MM1-CDF1-5] [IX4-FA] [CPIO]
DTL-130-K	OS-1XL-RIO - [VF1-WH1-5] [OS1-N]
DTL-130-L	PF-1XL - FWY
DTL-1310-A	M2-2D - [DM1-MK1-5] [IX3-FA] [CPIO]
DTL-1310-B	M2-2D - [HM1-CHC1-5] [CX2-FA] [CPIO]
DTL-1320-A	[Q]C5-2D - [HM1-CHC1-5] [CX2-FA] [CPIO]
DTL-1320-B	M2-2D - [HM1-CHC1-5] [CX2-FA] [CPIO]
DTL-1330-A	[Q]R5-4D - [HB3-G1-5] [CX2-FA] [CPIO]
DTL-1340-A	[Q]C5-2D - [DM3-CHC1-5] [CX2-FA] [CPIO]
DTL-1340-B	M2-2D - [HM1-CHC1-5] [CX2-FA] [CPIO]
DTL-1350-A	[Q]C2-4D-CDO-SN - [HM2-CHC1-5] [CX4-FA] [SN-CPIO-CDO]
DTL-1350-B	C2-4D - [HM2-CHC1-5] [CX4-FA] [CPIO]
DTL-1350-C	C2-4D - [HM2-CHC1-5] [CX4-FA] [SN-CPIO-CDO]
DTL-1360-A	[Q]C5-4D-CDO-SN - [DM4-CHC1-5] [CX4-FA] [SN-CPIO-CDO]
DTL-1360-B	C2-4D - [DM4-CHC1-5] [CX2-FA] [CPIO]
DTL-1360-C	C5-4D - [DM4-CHC1-5] [CX2-FA] [CPIO]
DTL-1360-D	C5-4D - [DM4-CHC1-5] [CX4-FA] [CPIO]
DTL-1370-A	[Q]C2-4D-CDO-SN - [HM2-CHC1-5] [CX4-FA] [SN-CPIO-CDO]
DTL-1370-B	[Q]R5-4D - [HM2-CHC1-5] [CX2-FA] [CPIO]
DTL-1380-A	[Q]C5-4D-CDO-SN - [DM4-CHC1-5] [CX4-FA] [SN-CPIO-CDO]
DTL-1380-B	[Q]C5-4D-CDO-SN - [HM2-CHC1-5] [CX2-FA] [SN-CPIO-CDO]
DTL-1380-C	C5-4D - [HM2-CHC1-5] [CX2-FA] [CPIO]
DTL-1390-A	[Q]C5-4D-CDO-SN - [DM4-CHC1-5] [CX4-FA] [SN-CPIO-CDO]
DTL-1390-B	C5-4D - [DM4-CHC1-5] [CX4-FA] [CPIO]
DTL-1390-C	C5-4D - [HB5-SH1-5] [CX4-FA] [CPIO]
DTL-1390-D	C5-4D - [HM2-CHC1-5] [CX2-FA] [CPIO]
DTL-1400-A	[Q]C5-2D-O - [HM1-CHC1-5] [CX2-FA] [CPIO-O]

Subarea	Zone From - [To]
DTL-1400-B	M2-2D - [HM1-CHC1-5] [CX2-FA] [CPIO]
DTL-140-A	M3-1-RIO - [LF2-WH1-6] [I2-N]
DTL-140-C	OS-1XL-RIO - [VF1-WH1-5] [OS1-N]
DTL-140-D	PF-1XL - FWY
DTL-1410-A	C2-4D-O-SN - [HM2-CHC1-5] [CX4-FA] [SN-CPIO-O]
DTL-1420-A	[Q]R5-4D - [HB3-G1-5] [CX3-FA] [CPIO]
DTL-1420-B	C2-4D - [HB3-G1-5] [CX3-FA] [CPIO]
DTL-1430-A	[Q]R5-4D - [HB3-G1-5] [CX3-FA] [CPIO]
DTL-1430-B	C5-4D - [HB3-G1-5] [CX3-FA] [CPIO]
DTL-1440-A	[Q]C5-4D-CDO-SN - [DM4-CHC1-5] [CX4-FA] [SN-CPIO-CDO]
DTL-1440-B	C5-4D - [DM4-CHC1-5] [CX2-FA] [CPIO]
DTL-1450-A	M2-2D - [LF2-WH1-6] [I1-N]
DTL-1450-B	M2-2D - [MB1-WH1-5] [IX2-FA]
DTL-1460-A	[Q]R5-2D - [MB4-G1-5] [CX2-FA] [CPIO]
DTL-1460-B	[Q]R5-2D - [MB4-SH1-5] [CX2-FA] [CPIO]
DTL-1460-C	C2-2D - [HM1-CHC1-5] [CX2-FA] [CPIO]
DTL-1460-D	PF-2D - [MB4-G1-5] [P2-FA] [CPIO]
DTL-1470-A	(T)(Q)C2-2D - [DM1-SH1-5] [IX3-FA] [CPIO]
DTL-1470-B	M2-2D - [DM1-SH1-5] [IX3-FA] [CPIO]
DTL-1470-C	PF-2D - [DM1-SH1-5] [P2-FA] [CPIO]
DTL-1480-A	C2-2D - [DM3-CHC1-5] [CX2-FA] [CPIO]
DTL-1480-B	C2-2D - [HM1-CHC1-5] [CX2-FA] [CPIO]
DTL-1490-A	M3-1-RIO - [LF2-WH1-6] [I1-N]
DTL-1490-B	PF-1 - FWY
DTL-1490-C	PF-1XL - FWY
DTL-1500-A	M3-1-RIO - [LF2-WH1-6] [I2-N]
DTL-1500-B	M3-1-S-RIO - [LF2-WH1-6] [I2-N]
DTL-1500-D	PF-1XL - FWY
DTL-150-A	(T)(Q)C2-2 - [DM2-G1-5] [CX2-FA] [CPIO]
DTL-150-B	[Q]C2-2-RIO - [DM2-G1-5] [CX2-FA] [CPIO]
DTL-150-C	[Q]C2-2 - [DM2-G1-5] [CX2-FA] [CPIO]
DTL-150-D	[T][Q]C2-2-RIO - [DM2-G1-5] [CX2-FA] [CPIO]
DTL-150-E	UC(CA) - [DM2-G1-5] [CX2-FA] [CPIO]
DTL-150-F	UI(CA) - UI(CA)
DTL-150-G	UV(CA) - UV(CA)
DTL-1510-A	M3-1-RIO - [LF2-WH1-6] [I2-N]
DTL-1520-A	M3-1-RIO - [LF2-WH1-6] [I2-N]
DTL-1520-B	PF-1XL - FWY
DTL-1530-A	M2-2D - [MB4-G1-5] [IX4-FA] [CPIO]
DTL-1530-B	M2-2D - [MB4-G1-5] [P2-FA] [CPIO]
DTL-1530-C	M2-2D - [MB4-SH1-5] [IX4-FA] [CPIO]
DTL-1530-D	M2-2D - [MB4-SH1-5] [P2-FA] [CPIO]



Subarea	Zone From - [To]
DTL-1530-E	PF-2D - [MB4-G1-5] [P2-FA] [CPIO]
DTL-1530-F	PF-2D - [MB4-SH1-5] [P2-FA] [CPIO]
DTL-1540-A	(T)(Q)C2-2-RIO - [MB3-CDF1-5] [IX4-FA] [CPIO]
DTL-1540-B	M3-1-RIO - [MB3-CDF1-5] [IX4-FA] [CPIO]
DTL-1540-C	M3-1-RIO - [VF1-WH1-5] [OS1-N]
DTL-1540-D	PF-1XL-RIO - [MB3-CDF1-5] [P2-FA] [CPIO]
DTL-1550-A	M2-2D - [MB4-SH1-5] [IX4-FA]
DTL-1560-A	M2-2D - [MB4-G1-5] [IX4-FA] [CPIO]
DTL-1560-B	M2-2D - [MB4-SH1-5] [IX4-FA] [CPIO]
DTL-1570-A	M2-2D - [MB4-G1-5] [CX2-FA] [CPIO]
DTL-1570-B	M2-2D - [MB4-SH1-5] [CX2-FA] [CPIO]
DTL-1570-C	M2-2D - [MB4-SH1-5] [IX1-FA] [CPIO]
DTL-1580-A	M2-2D - [MB4-G1-5] [IX1-FA] [CPIO]
DTL-1580-B	M2-2D - [MB4-SH1-5] [IX1-FA] [CPIO]
DTL-1580-C	PF-2D - [MB4-G1-5] [P2-FA] [CPIO]
DTL-1580-D	PF-2D - [MB4-SH1-5] [P2-FA] [CPIO]
DTL-1590-A	[Q]C2-4D-CDO - [DM2-SH2-5] [CX1-FA] [CPIO-CDO]
DTL-1590-B	[Q]C4-4D-CDO - [DM2-SH2-5] [CX1-FA] [CPIO-CDO]
DTL-1600-A	PF-4D - [HB4-G1-5] [P2-FA] [CPIO]
DTL-160-A	[Q]C2-2 - [DM5-SH2-5] [CX1-FA] [CPIO]
DTL-160-B	C2-2 - [DM5-SH2-5] [CX1-FA] [CPIO]
DTL-160-C	GW(CA) - GW(CA)
DTL-160-D	MR2-1 - [DM5-SH2-5] [CX1-FA] [CPIO]
DTL-160-F	OS-1XL - [VF1-WH1-5] [OS1-N]
DTL-160-G	PF-1XL - [LF2-WH1-5] [P2-FA] [CPIO]
DTL-160-H	UV(CA) - UV(CA)
DTL-1610-A	PF-2D - [MF1-WH1-5] [P2-FA] [CPIO]
DTL-1620-A	[Q]C2-4D-O-CDO - [MN1-SH2-5] [CX1-FA] [CPIO-O-CDO]
DTL-1630-A	(T)(Q)C2-2D - [DM1-G1-5] [CX2-FA] [CPIO]
DTL-1630-B	C2-2D - [DM1-G1-5] [CX2-FA] [CPIO]
DTL-1630-C	CR-1 - [DM1-G1-5] [CX2-FA] [CPIO]
DTL-1630-E	P-2D - [DM1-G1-5] [CX2-FA] [CPIO]
DTL-1630-F	PF-1 - FWY
DTL-1630-G	R4-1 - [DM1-G1-5] [CX2-FA] [CPIO]
DTL-1630-H	R5-2D - [DM1-G1-5] [CX2-FA] [CPIO]
DTL-1640-A	C2-2D - [DM1-G1-5] [CX2-FA] [CPIO]
DTL-1640-B	C2-2D - [LM2-G1-5] [CX1-FA] [CPIO]
DTL-1640-C	C4-2D - [DM1-G1-5] [CX2-FA] [CPIO]
DTL-1640-D	C4-2D - [LM2-MU2-5] [RX1-FA] [CPIO]
DTL-1640-F	PF-1XL - [DM1-G1-5] [P2-FA] [CPIO]
DTL-1640-G	PF-1XL - FWY
DTL-1640-H	R4-1 - [LM2-MU2-5] [RX1-FA] [CPIO]

Subarea	Zone From - [To]
DTL-1650-A	PF-1 - FWY
DTL-1650-B	PF-2D - [LF2-G1-5] [P2-FA] [CPIO]
DTL-1660-A	C2-2 - [LM2-G1-5] [CX2-FA] [CPIO]
DTL-1660-B	C2-2 - [MN1-AL2-5] [CX1-FA] [CPIO]
DTL-1660-C	C2-2 - [MN1-G1-5] [CX1-FA] [CPIO]
DTL-1660-D	C2-2 - [MN1-SH2-5] [CX1-FA] [CPIO]
DTL-1660-E	C2-2D-O - [LM2-G1-5] [CX2-FA] [CPIO-O]
DTL-1660-F	C2-2D - [LM2-G1-5] [CX1-FA] [CPIO]
DTL-1660-G	C2-2D - [LM2-G1-5] [CX2-FA] [CPIO]
DTL-1660-H	C2-2D - [MN1-AL2-5] [CX1-FA] [CPIO]
DTL-1660-I	C2-2D - [MN1-SH2-5] [CX1-FA] [CPIO]
DTL-1660-J	C2-2D - [MN1-SH2-5] [CX2-FA] [CPIO]
DTL-1660-K	C2-2D - [MN1-SH2-5] [RX1-FA] [CPIO]
DTL-1660-L	OS-1XL - [VF1-WH1-5] [OS1-N]
DTL-1660-M	PF-1XL - [LM2-G1-5] [P2-FA] [CPIO]
DTL-1660-N	PF-1XL - [MN1-G1-5] [P2-FA] [CPIO]
DTL-1660-O	PF-1XL - FWY
DTL-1660-P	R4-1 - [LM2-MU2-5] [RX1-FA] [CPIO]
DTL-1660-Q	R4-2-O - [LM2-G1-5] [CX2-FA] [CPIO-O]
DTL-1670-A	C2-2D - [DM1-G1-5] [CX2-FA] [CPIO]
DTL-1670-B	C2-2D - [DM2-SH2-5] [CX2-FA] [CPIO]
DTL-1670-C	R4-1 - [DM1-G1-5] [CX2-FA] [CPIO]
DTL-1670-D	R4-1 - [LM2-MU2-5] [RX1-FA] [CPIO]
DTL-1680-A	C4-2D - [HB3-G1-5] [CX2-FA] [CPIO]
DTL-1680-C	PF-1 - FWY
DTL-1680-D	R4-2D - [HB3-G1-5] [CX2-FA] [CPIO]
DTL-1690-A	C4-2D - [MB4-G1-5] [CX3-FA] [CPIO]
DTL-1690-B	PF-1 - FWY
DTL-1700-A	C2-2 - [DM2-G1-5] [CX1-FA] [CPIO]
DTL-1700-B	C2-2 - [DM2-G1-5] [CX2-FA] [CPIO]
DTL-1700-C	C2-2 - [DM2-MK1-5] [CX1-FA] [CPIO]
DTL-1700-D	C2-2 - [DM2-SH2-5] [CX1-FA] [CPIO]
DTL-1700-E	C2-2 - [DM2-SH2-5] [CX2-FA] [CPIO]
DTL-170-A	[Q]R3-1 - [LN1-SH2-5] [RX1-FA] [CPIO]
DTL-170-B	C2-2 - [DM2-G1-5] [CX2-FA] [CPIO]
DTL-170-C	C2-2 - [MN1-G1-5] [CX1-FA] [CPIO]
DTL-170-D	C2-2 - [MN1-MK1-5] [CX1-FA] [CPIO]
DTL-170-E	C2-2 - [MN1-SH2-5] [CX1-FA] [CPIO]
DTL-170-F	C2-2D - [LM2-G1-5] [CX1-FA] [CPIO]
DTL-170-G	C2-2D - [LM2-SH2-5] [CX1-FA] [CPIO]
DTL-170-H	C2-2D - [LN1-SH2-5] [RX1-FA] [CPIO]
DTL-170-I	PF-1XL - FWY

Subarea	Zone From - [To]
DTL-170-J	R3-1 - [LN1-MU1-5] [RX1-FA] [CPIO]
DTL-170-K	R3-1 - [LN1-MU2-5] [RX1-FA] [CPIO]
DTL-1710-A	PF-1 - [LF1-G1-5] [P2-FA] [CPIO]
DTL-1710-B	PF-1 - FWY
DTL-1710-C	PF-2D - [LF1-G1-5] [P2-FA] [CPIO]
DTL-1720-A	PF-1 - FWY
DTL-1720-B	PF-2D - [LF1-G1-5] [P2-FA] [CPIO]
DTL-1730-A	[Q]OS-2D - [VF1-WH1-5] [OS1-N]
DTL-1730-B	PF-2D - [LF1-G1-5] [P2-FA] [CPIO]
DTL-1730-C	PF-2D - [VF1-G1-5] [OS1-N]
DTL-1740-A	PF-2D - [LF1-WH1-5] [P2-FA] [CPIO]
DTL-1740-B	PF-2D - [VF1-WH1-5] [OS1-N]
DTL-1750-A	PF-2D - [LF2-G1-5] [P2-FA] [CPIO]
DTL-1760-A	C4-4D - [HB5-G1-5] [CX3-FA] [CPIO]
DTL-1760-B	PF-1 - FWY
DTL-1770-A	C4-4D - [HB5-G1-5] [CX3-FA] [CPIO]
DTL-1770-B	PF-1 - FWY
DTL-1780-A	C4-4D - [HB5-G1-5] [CX3-FA] [CPIO]
DTL-1790-A	[T][Q]C4-2D - [HB3-G1-5] [CX2-FA] [CPIO]
DTL-1790-B	C4-2D - [HB3-G1-5] [CX2-FA] [CPIO]
DTL-1790-C	PF-1 - FWY
DTL-1790-D	PF-2D - [LF2-G1-5] [P2-FA] [CPIO]
DTL-1800-A	[Q]OS-2D - [VF1-WH1-5] [OS1-N]
DTL-1800-B	PF-2D - [LF1-G1-5] [P2-FA] [CPIO]
DTL-180-A	GW(CA) - GW(CA)
DTL-180-B	OS-1XL - [VF1-WH1-5] [OS1-N]
DTL-180-C	PF-1 - [VF1-WH1-6] [I1-N]
DTL-180-D	PF-1XL - [LF2-WH1-5] [P2-FA] [CPIO]
DTL-180-E	UI(CA) - UI(CA)
DTL-180-F	UV(CA) - UV(CA)
DTL-1810-A	PF-4D - [LF1-SH1-5] [P2-FA] [CPIO]
DTL-1820-A	C4-4D - [HB5-G1-5] [CX3-FA] [CPIO]
DTL-1830-A	C2-4D - [HB5-SH1-5] [CX3-FA] [CPIO]
DTL-1840-A	[T][Q]C2-4D - [HB5-SH1-5] [CX3-FA] [CPIO]
DTL-1840-B	PF-4D - [HB5-SH1-5] [P2-FA] [CPIO]
DTL-1840-C	R5-4D - [HB5-SH1-5] [CX3-FA] [CPIO]
DTL-1850-A	C2-4D - [HB5-SH1-5] [CX3-FA] [CPIO]
DTL-1850-B	R5-4D - [HB5-SH1-5] [CX3-FA] [CPIO]
DTL-1860-A	C2-4D - [HB5-SH1-5] [CX3-FA] [CPIO]
DTL-1860-B	R5-4D - [HB5-SH1-5] [CX3-FA] [CPIO]
DTL-1870-A	C2-4D - [HB5-SH1-5] [CX3-FA] [CPIO]
DTL-1880-A	R5-4D - [HB3-G1-5] [CX2-FA] [CPIO]

Subarea	Zone From - [To]
DTL-1880-B	R5-4D - [HB5-G1-5] [CX3-FA] [CPIO]
DTL-1890-A	[Q]C2-4D - [HB5-SH1-5] [CX3-FA] [CPIO]
DTL-1890-B	R5-4D - [HB5-SH1-5] [CX3-FA] [CPIO]
DTL-1900-A	C2-4D - [HB5-SH1-5] [CX3-FA] [CPIO]
DTL-1900-B	R5-4D - [HB5-SH1-5] [CX3-FA] [CPIO]
DTL-190-A	OS-1XL-RIO - [VF1-WH1-5] [OS1-N]
DTL-190-B	PF-1XL-RIO - [LF2-WH1-5] [P2-FA] [CPIO]
DTL-190-C	PF-1XL - [LF2-WH1-5] [P2-FA] [CPIO]
DTL-190-D	UI(CA) - UI(CA)
DTL-1910-A	[T][Q]C2-4D - [HB5-G1-5] [CX3-FA] [CPIO]
DTL-1910-B	R5-4D - [HB5-G1-5] [CX3-FA] [CPIO]
DTL-1920-A	[Q]C5-4D-CDO-SN - [DM4-CHC1-5] [CX4-FA] [SN-CPIO-CDO]
DTL-1920-B	C5-4D - [DM4-CHC1-5] [CX2-FA] [CPIO]
DTL-1930-A	[Q]C2-4D-CDO-SN - [DM4-CHC1-5] [CX4-FA] [SN-CPIO-CDO]
DTL-1930-B	[Q]C2-4D-CDO-SN - [HB5-SH1-5] [CX3-FA] [SN-CPIO-CDO]
DTL-1930-C	C2-4D - [HB5-SH1-5] [CX3-FA] [CPIO]
DTL-1930-D	PF-4D-CDO - [DM4-CHC1-5] [P2-FA] [CPIO-CDO]
DTL-1930-E	PF-4D-CDO - [DM4-SH1-5] [P2-FA] [CPIO-CDO]
DTL-1930-F	PF-4D - [DM4-SH1-5] [P2-FA] [CPIO]
DTL-1940-A	[Q]C5-4D-CDO-SN - [DM4-CHC1-5] [CX4-FA] [SN-CPIO-CDO]
DTL-1940-B	C5-4D - [HB5-SH1-5] [CX3-FA] [CPIO]
DTL-1950-A	C2-4D - [HB5-G1-5] [CX3-FA] [CPIO]
DTL-1960-A	C2-4D - [HB5-SH1-5] [CX3-FA] [CPIO]
DTL-1970-A	C2-4D - [HB5-SH1-5] [CX3-FA] [CPIO]
DTL-1980-A	C2-4D - [HB5-SH1-5] [CX3-FA] [CPIO]
DTL-1980-B	C2-4D - [HB5-SH1-5] [CX4-FA] [CPIO]
DTL-1990-A	C4-4D - [HB5-G1-5] [CX3-FA] [CPIO]
DTL-2000-A	C2-4D - [HB5-SH1-5] [CX3-FA] [CPIO]
DTL-2000-B	PF-4D - [HB5-SH1-5] [P2-FA] [CPIO]
DTL-200-A	ADP-RIO - ADP-RIO
DTL-200-B	PF-1XL-RIO - [LF2-WH1-5] [P2-FA] [CPIO]
DTL-200-C	UC(CA) - UC(CA)
DTL-200-D	UI(CA) - UI(CA)
DTL-200-E	UV(CA) - UV(CA)
DTL-2010-A	C2-4D - [HB5-G1-5] [CX3-FA] [CPIO]
DTL-2010-B	C4-4D - [HB5-G1-5] [CX3-FA] [CPIO]
DTL-2010-C	C5-4D - [HB5-G1-5] [CX3-FA] [CPIO]
DTL-2020-A	C2-4D - [HB5-SH1-5] [CX3-FA] [CPIO]
DTL-2030-A	C2-4D - [HB5-SH1-5] [CX4-FA] [CPIO]
DTL-2040-A	C2-4D - [HB5-SH1-5] [CX4-FA] [CPIO]
DTL-2050-A	C2-4D - [HB5-G1-5] [CX3-FA] [CPIO]
DTL-2060-A	OS-1XL - [VF1-WH1-5] [OS1-N]

Subarea	Zone From - [To]
DTL-2070-A	C2-4D - [HB3-G1-5] [CX2-FA] [CPIO]
DTL-2070-B	PF-1 - FWY
DTL-2080-A	C4-4D - [HB3-G1-5] [CX2-FA] [CPIO]
DTL-2080-B	PF-1 - FWY
DTL-2090-A	[Q]C2-4D-CDO - [HB5-G1-5] [CX3-FA] [CPIO-CDO]
DTL-2090-B	[Q]C4-4D - [HB5-G1-5] [CX3-FA] [CPIO]
DTL-2090-C	C2-4D-CDO - [HB5-G1-5] [CX3-FA] [CPIO-CDO]
DTL-2090-D	C2-4D-CDO - [HB5-G1-5] [CX3-FA] [CPIO]
DTL-2090-E	C2-4D - [HB5-G1-5] [CX3-FA] [CPIO-CDO]
DTL-2090-F	C2-4D - [HB5-G1-5] [CX3-FA] [CPIO]
DTL-2100-A	[Q]C4-2D - [DM3-CHC1-5] [CX2-FA] [CPIO]
DTL-210-A	[Q]M2-1-RIO - [LF2-WH1-5] [P2-FA] [CPIO]
DTL-210-B	[Q]M3-1-RIO - [LF2-WH1-5] [P2-FA] [CPIO]
DTL-210-C	ADP-RIO - ADP-RIO
DTL-210-D	M3-1-RIO - [LF2-WH1-5] [I1-N]
DTL-210-E	OS-1XL-RIO - [VF1-WH1-5] [OS1-N]
DTL-210-F	PF-1XL-RIO - [LF2-WH1-5] [P2-FA] [CPIO]
DTL-2110-A	[Q]C4-4D - [HB5-G1-5] [CX3-FA] [CPIO]
DTL-2110-B	C2-4D - [HB5-G1-5] [CX3-FA] [CPIO]
DTL-2110-C	C4-4D - [HB5-G1-5] [CX3-FA] [CPIO]
DTL-2120-A	[Q]C4-4D - [HB5-G1-5] [CX3-FA] [CPIO]
DTL-2120-B	[Q]C4-4D - [HM2-CHC1-5] [CX3-FA] [CPIO]
DTL-2120-C	[Q]PF-4D - [HB5-G1-5] [P2-FA] [CPIO]
DTL-2120-D	[Q]PF-4D - [HM2-G1-5] [P2-FA] [CPIO]
DTL-2130-A	[Q]C4-4D - [DM4-CHC1-5] [CX2-FA] [CPIO]
DTL-2130-B	[Q]C4-4D - [VF1-WH1-5] [OS1-N]
DTL-2140-A	[Q]C2-4D-CDO-SN - [HB5-SH1-5] [CX3-FA] [SN-CPIO-CDO]
DTL-2140-B	[Q]C4-4D-CDO-SN - [HB5-SH1-5] [CX3-FA] [SN-CPIO-CDO]
DTL-2140-C	[Q]C4-4D - [HB5-SH1-5] [CX3-FA] [CPIO]
DTL-2140-D	C2-4D - [HB5-SH1-5] [CX3-FA] [CPIO]
DTL-2150-A	[Q]C4-4D-CDO-SN - [HM2-CHC1-5] [CX3-FA] [CPIO-CDO-SN]
DTL-2150-B	[Q]C4-4D-CDO-SN - [HM2-CHC1-5] [CX3-FA] [SN-CPIO-CDO]
DTL-2150-C	[Q]C4-4D - [HM2-CHC1-5] [CX3-FA] [CPIO]
DTL-2160-A	[Q]C2-4D-CDO-SN - [HB5-SH1-5] [CX3-FA] [SN-CPIO-CDO]
DTL-2160-B	C2-4D - [HB5-SH1-5] [CX3-FA] [CPIO]
DTL-2170-A	[Q]C2-4D-CDO-SN - [HB5-SH1-5] [CX3-FA] [SN-CPIO-CDO]
DTL-2170-B	[Q]C2-4D-CDO-SN - [HM2-CHC1-5] [CX3-FA] [SN-CPIO-CDO]
DTL-2170-C	C2-4D - [HB5-SH1-5] [CX3-FA] [CPIO]
DTL-2170-D	C2-4D - [HM2-CHC1-5] [CX3-FA] [SN-CPIO-CDO]
DTL-2180-A	[Q]C4-4D-CDO-SN - [DM4-CHC1-5] [CX4-FA] [SN-CPIO-CDO]
DTL-2180-B	[Q]C4-4D - [DM4-CHC1-5] [CX2-FA] [CPIO]
DTL-2190-A	C2-4D - [HB5-G1-5] [CX3-FA] [CPIO]

Subarea	Zone From - [To]
DTL-2190-B	R5-4D - [HB5-G1-5] [CX3-FA] [CPIO]
DTL-2200-A	C2-4D - [HB6-G1-5] [CX3-FA] [CPIO]
DTL-2200-B	R5-4D - [HB5-G1-5] [CX3-FA] [CPIO]
DTL-220-A	[Q]M3-1-RIO - [HB5-G1-5] [P2-FA] [CPIO]
DTL-220-B	[Q]M3-1-RIO - [LF2-WH1-5] [P2-FA] [CPIO]
DTL-220-C	[Q]M3-1-RIO - [MB4-G1-5] [CX3-FA]
DTL-220-D	OS-1XL-RIO - [VF1-WH1-5] [OS1-N]
DTL-220-E	PF-1XL-RIO - [HB5-G1-5] [P2-FA] [CPIO]
DTL-220-F	PF-1XL-RIO - [LF2-WH1-5] [P2-FA] [CPIO]
DTL-220-G	PF-1XL - FWY
DTL-2210-A	[Q]C4-2D - [HB1-G1-5] [CX3-FA] [CPIO]
DTL-2220-A	C2-4D-SN - [HB4-SH1-5] [CX3-FA] [SN-CPIO]
DTL-2230-A	C4-2D - [HB4-G1-5] [P2-FA] [CPIO]
DTL-2230-B	PF-4D - [HB4-G1-5] [P2-FA] [CPIO]
DTL-2240-A	C4-2D - [DM1-G1-5] [CX2-FA] [CPIO]
DTL-2240-C	PF-1 - FWY
DTL-2240-D	PF-2D - [LF2-G1-5] [P2-FA] [CPIO]
DTL-2250-A	OS-2D - [VF1-WH1-5] [OS1-N]
DTL-2250-B	PF-2D - [LF2-G1-5] [P2-FA] [CPIO]
DTL-2250-C	PF-2D - [VF1-WH1-5] [OS1-N]
DTL-2260-A	PF-2D - [LF2-G1-5] [P2-FA] [CPIO]
DTL-2260-B	PF-2D - [VF1-WH1-5] [OS1-N]
DTL-2270-A	PF-4D - [HB5-SH1-5] [P2-FA] [CPIO]
DTL-2280-A	[T][Q]C2-2D-CDO-RIO - [DM2-G1-5] [CX2-FA] [CPIO-CDO]
DTL-2280-B	[T][Q]C2-2D-CDO-RIO - [DM2-SH2-5] [CX2-FA] [CPIO-CDO]
DTL-2280-C	[T][Q]C2-2D-RIO - [DM2-G1-5] [CX2-FA] [CPIO]
DTL-2280-D	C2-1-CDO-RIO - [DM2-G1-5] [CX2-FA] [CPIO-CDO]
DTL-2280-E	C2-1-RIO - [DM2-G1-5] [CX2-FA] [CPIO]
DTL-2280-F	M3-1-CDO-RIO - [DM2-SH2-5] [CX2-FA] [CPIO-CDO]
DTL-2280-G	M3-1-RIO - [LF2-WH1-6] [I1-N]
DTL-2280-H	M3-1-RIO - [LM1-CDF 1-5] [IX4-FA] [CPIO]
DTL-2280-I	PF-1XL-RIO - [LF2-WH1-5] [P2-FA] [CPIO]
DTL-2290-A	CM-1-RIO - [LF2-WH1-5] [P2-FA] [CPIO]
DTL-2290-B	CM-1-RIO - [LF2-WH1-6] [I1-N]
DTL-2290-C	CM-1-RIO - FWY
DTL-2290-D	M3-1-RIO - [LF2-WH1-6] [I1-N]
DTL-2290-E	PF-1XL-RIO - [LF2-WH1-5] [P2-FA] [CPIO]
DTL-2290-F	PF-1XL - FWY
DTL-2300-A	PF-1 - FWY
DTL-2300-B	PF-2D - [LF2-G1-5] [P2-FA] [CPIO]
DTL-230-A	M3-1-RIO-CUGU - [VF1-WH1-5] [OS1-N]
DTL-230-B	M3-1-RIO - [LF2-WH1-6] [I2-N]

Subarea	Zone From - [To]
DTL-230-C	M3-1-RIO - [VF1-WH1-5] [OS1-N]
DTL-230-D	OS-1XL-RIO - [VF1-WH1-5] [OS1-N]
DTL-2310-A	[T][Q]C4-2D - [LF2-G1-5] [P2-FA] [CPIO]
DTL-2310-B	[T][Q]PF-2D - [LF2-G1-5] [P2-FA] [CPIO]
DTL-2310-C	[T][Q]PF-2D - [MN1-CHC1-5] [P2-FA] [CPIO]
DTL-2310-D	C4-1VL - [LF2-G1-5] [P2-FA] [CPIO]
DTL-2310-E	C4-1VL - [MN1-CHC1-5] [P2-FA] [CPIO]
DTL-2310-F	OS-1VL - [VF1-WH1-5] [OS1-N]
DTL-2310-G	PF-1 - [LF2-G1-5] [P2-FA] [CPIO]
DTL-2310-H	PF-1 - FWY
DTL-2310-I	PF-1VL - [LF2-G1-5] [P2-FA] [CPIO]
DTL-2310-J	PF-1VL - [MN1-CHC1-5] [P2-FA] [CPIO]
DTL-2310-K	PF-1VL - FWY
DTL-2320-A	[Q]M3-1-RIO - [LF2-WH1-5] [P2-FA] [CPIO]
DTL-2320-B	[Q]M3-1-RIO - [MB4-G1-5] [CX3-FA]
DTL-2320-C	ADP-RIO - ADP-RIO
DTL-2320-D	PF-1XL - FWY
DTL-2330-A	[Q]M3-1-RIO - [LF2-WH1-5] [I1-N]
DTL-2330-B	ADP-RIO - ADP-RIO
DTL-2330-C	C2-2-RIO - [DM2-G1-5] [CX2-FA] [CPIO]
DTL-2340-A	[Q]PF-2D - [MF1-WH1-5] [P2-FA] [CPIO]
DTL-2340-B	PF-1 - FWY
DTL-2350-A	PF-1 - FWY
DTL-2350-B	PF-2D - [LF1-G1-5] [P2-FA] [CPIO]
DTL-2360-A	[Q]C4-2D-CDO - [DM2-G1-5] [CX1-FA] [CPIO-CDO]
DTL-2360-B	[Q]C4-2D-CDO - [DM2-SH2-5] [CX1-FA] [CPIO-CDO]
DTL-2360-C	[Q]C4-2D-CDO - [MN1-G1-5] [CX1-FA] [CPIO-CDO]
DTL-2360-D	[Q]C4-2D-CDO - [MN1-SH2-5] [CX1-FA] [CPIO-CDO]
DTL-2360-E	PF-2D-CDO - [DM2-G1-5] [P2-FA] [CPIO-CDO]
DTL-2370-A	[Q]C2-4D-O-CDO - [DM2-SH2-5] [CX1-FA] [CPIO-O-CDO]
DTL-2370-B	[Q]C2-4D-O-CDO - [MN1-SH2-5] [CX1-FA] [CPIO-O-CDO]
DTL-2380-A	[Q]C2-4D-O-CDO - [DM2-SH2-5] [CX1-FA] [CPIO-O-CDO]
DTL-2380-B	[Q]C2-4D-O-CDO - [MN1-SH2-5] [CX1-FA] [CPIO-O-CDO]
DTL-2380-C	R5-4D-O-CDO - [MN1-SH2-5] [CX1-FA] [CPIO-O-CDO]
DTL-2390-A	PF-2D-CDO - [MF1-WH1-5] [P2-FA] [CPIO-CDO]
DTL-2400-A	(Q)R5-2 - [DM2-SH2-5] [CX2-FA] [CPIO]
DTL-2400-B	C2-2 - [DM2-G1-5] [CX2-FA] [CPIO]
DTL-2400-C	C2-2 - [DM2-SH2-5] [CX2-FA] [CPIO]
DTL-240-A	(Q)CEC-4D-O - [HB5-G1-5] [P2-FA] [CPIO-O]
DTL-240-B	(Q)CEC-4D-O - [HB6-SH1-5] [P2-FA] [CPIO-O]
DTL-240-C	LASED - LASED
DTL-240-D	PF-1-O - FWY-O

Subarea	Zone From - [To]
DTL-240-E	PF-1 - FWY
DTL-2410-A	M3-1-RIO - [LM1-CDF1-5] [IX4-FA] [CPIO]
DTL-2410-B	M3-1-RIO - [MB2-CDR1-6] [I1-N]
DTL-2410-C	M3-1-RIO - [MM1-CDR1-5] [P2-FA] [CPIO]
DTL-2410-D	M3-1-RIO - [MM1-CDR1-6] [I1-N]
DTL-2410-E	OS-1XL-RIO - [VF1-WH1-5] [OS1-N]
DTL-2410-F	PF-1XL-RIO - [MM1-CDR1-5] [P2-FA] [CPIO]
DTL-2410-G	PF-1XL - FWY
DTL-2420-A	A1-1XL - [LF2-WH1-5] [A1-1L]
DTL-2420-B	OS-1XL - [LN1-MU2-5] [RG1-FA] [CPIO]
DTL-2420-C	PF-1XL - [LN1-MU2-5] [P2-FA] [CPIO]
DTL-2420-D	PF-1XL - [VF1-WH1-5] [OS1-N]
DTL-2420-E	PF-1XL - FWY
DTL-2420-F	R3-1-O - [LN1-MU1-5] [RG1-FA] [CPIO-O]
DTL-2420-G	R3-1-O - [LN1-MU2-5] [RG1-FA] [CPIO-O]
DTL-2420-H	R3-1 - [LN1-MU2-5] [RG1-FA] [CPIO]
DTL-2420-I	R3-1VL - [LN1-MU2-5] [RG1-FA] [CPIO]
DTL-2420-J	R4-1-O - [LN1-MU2-5] [RG1-FA] [CPIO-O]
DTL-2420-K	RD1.5-1 - [LN1-MU1-5] [RG1-FA] [CPIO]
DTL-2420-L	RD2-1-O - [LM2-MU1-5] [CX2-FA] [CPIO-O]
DTL-2420-M	RD2-1-O - [LN1-MU1-5] [RG1-FA] [CPIO-O]
DTL-2430-A	C1-1 - [LM2-G1-5] [CX1-FA] [CPIO]
DTL-2430-B	C1-1 - [LM2-G1-5] [CX2-FA] [CPIO]
DTL-2430-C	C1-1 - [LM2-MU1-5] [CX1-FA] [CPIO]
DTL-2430-D	C2-2D - [DM1-G1-5] [CX2-FA] [CPIO]
DTL-2430-E	PF-1XL - FWY
DTL-2430-F	R3-1 - [LN1-MU1-5] [RG1-FA] [CPIO]
DTL-2430-G	R4-1 - [LM2-G1-5] [CX1-FA] [CPIO]
DTL-2430-H	R4-1 - [LM2-MU2-5] [RG1-FA] [CPIO]
DTL-2430-I	R4P-1 - [DM1-G1-5] [CX2-FA] [CPIO]
DTL-2430-J	R4P-1 - [LM2-G1-5] [CX2-FA] [CPIO]
DTL-2430-K	RD1.5-1 - [LN1-MU1-5] [RG1-FA] [CPIO]
DTL-2440-A	M3-1-RIO-CUGU - [VF1-WH1-5] [OS1-N]
DTL-2440-B	M3-1-RIO - [LF2-WH1-6] [I2-N]
DTL-2440-C	M3-1-RIO - [VF1-WH1-5] [OS1-N]
DTL-2440-D	OS-1XL-RIO - [VF1-WH1-5] [OS1-N]
DTL-2440-E	M3-1-RIO - [LF2-WH1-6] [I2-N]
DTL-250-A	(T)(Q)C2-2-RIO - [LM1-CDF1-5] [IX4-FA] [CPIO]
DTL-250-B	(T)(Q)C2-2D-RIO - [LM1-CDF1-5] [IX4-FA] [CPIO]
DTL-250-C	(T)(Q)CM-1-RIO - [LM1-CDF1-5] [IX4-FA] [CPIO]
DTL-250-D	(T)(Q)CM-2-RIO - [LM1-CDF1-5] [IX4-FA] [CPIO]
DTL-250-E	[Q]C2-2D-RIO - [DM2-G1-5] [CX2-FA] [CPIO]



Subarea	Zone From - [To]
DTL-250-F	[Q]C2-2D-RIO - [LM1-CDF1-5] [IX4-FA] [CPIO]
DTL-250-G	[Q]M3-2-RIO - [LM1-CDF1-5] [IX4-FA] [CPIO]
DTL-250-H	CM-1-RIO - [DM2-G1-5] [CX2-FA] [CPIO]
DTL-250-I	CM-1-RIO - [LM1-CDF1-5] [IX4-FA] [CPIO]
DTL-250-J	M3-1-RIO - [LM1-CDF1-5] [IX4-FA] [CPIO]
DTL-260-A	[Q]C2-3D-CDO - [DM2-SH2-5] [CX2-FA] [CPIO-CDO]
DTL-260-B	[Q]C2-3D-O-CDO - [DM2-SH2-5] [CX2-FA] [CPIO-O-CDO]
DTL-270-A	M2-2D-O-CDO - [DM2-G1-5] [CX2-FA] [CPIO-O-CDO]
DTL-270-B	M2-2D-O - [DM2-G1-5] [CX2-FA] [CPIO-O]
DTL-280-A	(Q)C2-2D-RIO - [MB3-CDR1-5] [IX4-FA] [CPIO]
DTL-280-B	M3-1-RIO - [LM1-CDF1-5] [IX4-FA] [CPIO]
DTL-280-C	M3-1-RIO - [MB2-CDR1-6] [I1-N]
DTL-280-D	OS-1XL-RIO - [VF1-WH1-5] [OS1-N]
DTL-280-E	PF-1XL-RIO - [LM1-CDF1-5] [IX4-FA] [CPIO]
DTL-280-F	PF-1XL-RIO - [MB3-CDR1-5] [IX4-FA] [CPIO]
DTL-280-G	PF-1XL-RIO - [MM1-CDR1-5] [P2-FA] [CPIO]
DTL-290-A	M2-2D-O-CDO - [DM2-G1-5] [CX2-FA] [CPIO-O-CDO]
DTL-290-B	M2-2D-O - [DM2-G1-5] [CX2-FA] [CPIO-O]
DTL-290-C	M2-2D-O - [DM2-SH1-5] [CX2-FA] [CPIO-O]
DTL-300-A	[Q]R5-4D-SN - [HB5-SH1-5] [CX4-FA] [SN-CPIO]
DTL-300-B	C2-4D-SN - [HB5-SH1-5] [CX4-FA] [SN-CPIO]
DTL-310-A	C2-4D-SN - [HB5-G1-5] [CX4-FA] [CPIO]
DTL-310-B	C2-4D - [HB5-G1-5] [CX4-FA] [CPIO]
DTL-310-C	C2-4D - [HB5-SH1-5] [CX4-FA] [CPIO]
DTL-310-D	LASED - LASED
DTL-310-E	PF-1 - FWY
DTL-320-A	C2-4D - [HB5-SH1-5] [CX4-FA] [CPIO]
DTL-330-A	C2-4D - [HB5-SH1-5] [CX4-FA] [CPIO]
DTL-340-A	C2-4D - [HB3-SH1-5] [CX3-FA] [CPIO]
DTL-350-A	M2-2D - [DM1-G1-5] [IX3-FA] [CPIO]
DTL-350-B	M2-2D - [DM1-SH1-5] [IX3-FA] [CPIO]
DTL-350-C	PF-1 - [LF2-WH1-5] [P2-FA] [CPIO]
DTL-350-D	PF-1 - FWY
DTL-350-E	PF-2D-O - [DM1-G1-5] [P2-FA] [CPIO-O]
DTL-360-A	C2-4D-SN - [HB5-SH1-5] [CX4-FA] [SN-CPIO]
DTL-360-B	C4-4D - [HB5-SH1-5] [CX4-FA] [CPIO]
DTL-360-C	PF-1 - FWY
DTL-370-A	C2-4D - [HB5-SH1-5] [CX4-FA] [CPIO]
DTL-380-A	C2-2D-O - [MN1-AL2-5] [CX1-FA] [CPIO-O]
DTL-390-A	M2-2D - [DM1-G1-5] [IX3-FA] [CPIO]
DTL-390-B	M2-2D - [HB1-G1-5] [CX2-FA] [CPIO]
DTL-400-A	PF-1 - FWY

Subarea	Zone From - [To]
DTL-400-B	M2-2D - [DM1-G1-5] [IX3-FA] [CPIO]
DTL-400-C	M2-2D - [HB1-G1-5] [CX2-FA] [CPIO]
DTL-400-E	PF-1 - FWY
DTL-410-A	M2-2D - [HB1-G1-5] [CX2-FA] [CPIO]
DTL-420-A	[Q]C4-4D - [HB3-SH1-5] [CX3-FA] [CPIO]
DTL-420-B	[Q]R5-4D - [HB3-G1-5] [CX3-FA] [CPIO]
DTL-420-C	C2-4D - [HB3-G1-5] [CX3-FA] [CPIO]
DTL-420-D	C2-4D - [HB3-SH1-5] [CX3-FA] [CPIO]
DTL-430-A	[Q]R5-4D - [HB3-G1-5] [CX2-FA] [CPIO]
DTL-430-B	[Q]R5-4D - [HB3-SH1-5] [CX2-FA] [CPIO]
DTL-430-C	OS-4D - [HB3-G1-5] [CX2-FA] [CPIO]
DTL-430-D	OS-4D - [VF1-WH1-5] [OS1-N]
DTL-440-A	[Q]R5-4D - [HB3-G1-5] [CX2-FA] [CPIO]
DTL-450-A	[Q]R5-4D-O - [HB3-G1-5] [CX2-FA] [CPIO-O]
DTL-460-A	[Q]R5-4D-O - [HB3-G1-5] [CX2-FA] [CPIO-O]
DTL-460-B	PF-4D-O - [HB3-G1-5] [P2-FA] [CPIO-O]
DTL-470-A	C2-4D - [HB5-G1-5] [CX3-FA] [CPIO]
DTL-470-B	PF-1 - FWY
DTL-480-A	[Q]R5-2D - [MN1-CHC1-5] [CX1-FA] [CPIO]
DTL-480-B	[Q]R5-2D - [MN1-SH1-5] [CX1-FA] [CPIO]
DTL-480-C	C2-2D - [MN1-AL2-5] [CX1-FA] [CPIO]
DTL-480-D	C2-2D - [MN1-SH1-5] [CX1-FA] [CPIO]
DTL-480-E	PF-2D - [MN1-SH1-5] [P2-FA] [CPIO]
DTL-490-A	[Q]R5-2D - [HM1-CHC1-5] [CX2-FA] [CPIO]
DTL-490-B	[Q]R5-2D - [MB4-G1-5] [CX2-FA] [CPIO]
DTL-490-C	[Q]R5-2D - [MB4-SH1-5] [CX2-FA] [CPIO]
DTL-490-D	OS-2D - [VF1-WH1-5] [OS1-N]
DTL-490-E	PF-2D - [MB4-G1-5] [P2-FA] [CPIO]
DTL-500-A	C2-2D - [DM3-CHC1-5] [CX2-FA] [CPIO]
DTL-500-B	C2-2D - [HM1-CHC1-5] [CX2-FA] [CPIO]
DTL-510-A	M2-2D - [HB1-G1-5] [CX2-FA] [CPIO]
DTL-520-A	C2-4D - [HB5-SH1-5] [CX4-FA] [CPIO]
DTL-530-A	C2-4D - [HB5-G1-5] [CX3-FA] [CPIO]
DTL-530-B	PF-1 - FWY
DTL-540-A	C2-4D - [DM4-CHC1-5] [CX2-FA] [CPIO]
DTL-550-A	C2-4D - [DM4-CHC1-5] [CX2-FA] [CPIO]
DTL-560-A	C2-4D-O-SN - [HB3-G1-5] [CX2-FA] [SN-CPIO-O]
DTL-560-B	C2-4D-O - [HB3-G1-5] [CX2-FA] [CPIO-O]
DTL-570-A	C2-4D-O - [HB3-G1-5] [CX2-FA] [CPIO-O]
DTL-580-A	C2-4D-O-SN - [HB3-G1-5] [CX2-FA] [SN-CPIO-O]
DTL-580-B	C2-4D-O - [HB3-G1-5] [CX2-FA] [CPIO-O]
DTL-590-A	[Q]R5-4D-O - [HM2-CHC1-5] [CX2-FA] [CPIO-O]

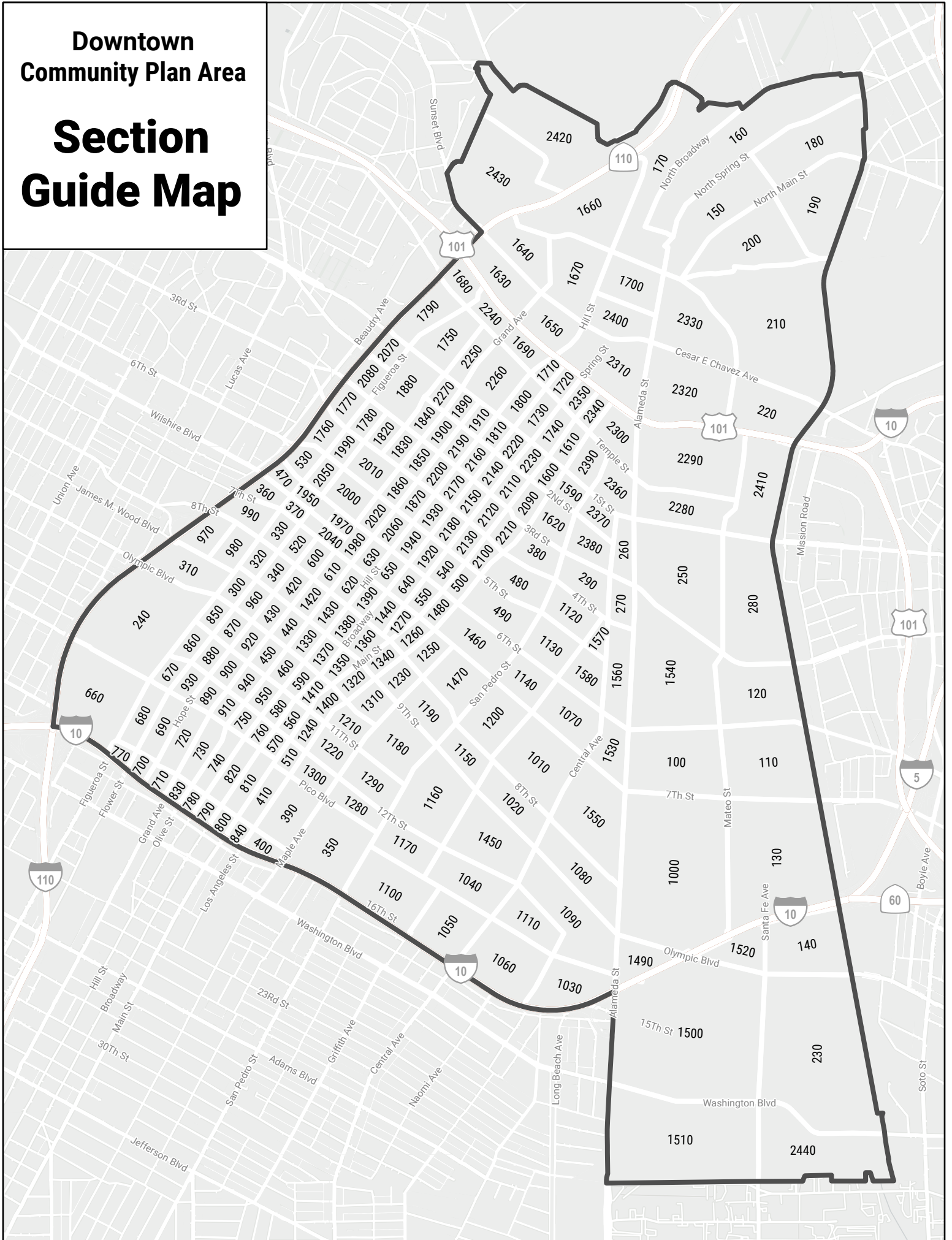
Subarea	Zone From - [To]
DTL-590-B	C2-4D-O-SN - [HM2-CHC1-5] [CX4-FA] [SN-CPIO-O]
DTL-600-A	C2-4D - [HB5-G1-5] [CX3-FA] [CPIO]
DTL-600-B	C2-4D - [HB5-SH1-5] [CX3-FA] [CPIO]
DTL-600-C	C2-4D - [HB5-SH1-5] [CX4-FA] [CPIO]
DTL-610-A	C2-4D - [HB5-G1-5] [CX3-FA] [CPIO]
DTL-610-B	C2-4D - [HB5-SH1-5] [CX4-FA] [CPIO]
DTL-620-A	C5-4D - [HB5-G1-5] [CX3-FA] [CPIO]
DTL-620-B	C5-4D - [HB5-SH1-5] [CX4-FA] [CPIO]
DTL-630-A	C5-4D - [HB5-SH1-5] [CX3-FA] [CPIO]
DTL-630-B	C5-4D - [HB5-SH1-5] [CX4-FA] [CPIO]
DTL-640-A	[Q]C5-4D-CDO-SN - [DM4-CHC1-5] [CX4-FA] [SN-CPIO-CDO]
DTL-640-B	C5-4D - [DM4-CHC1-5] [CX2-FA] [CPIO]
DTL-650-A	[Q]C5-4D-CDO-SN - [DM4-CHC1-5] [CX4-FA] [SN-CPIO-CDO]
DTL-650-B	[Q]C5-4D-CDO-SN - [HB5-SH1-5] [CX3-FA] [SN-CPIO-CDO]
DTL-650-C	C5-4D - [HB5-SH1-5] [CX3-FA] [CPIO]
DTL-650-D	C5-4D - [HB5-SH1-5] [CX4-FA] [CPIO]
DTL-660-A	(Q)CEC-4D-O - [HB6-G1-5] [P2-FA] [CPIO-O]
DTL-660-B	(Q)CEC-4D-O - [HB6-SH1-5] [P2-FA] [CPIO-O]
DTL-660-C	C2-2D-O - [HB5-G1-5] [CX3-FA] [CPIO-O]
DTL-660-D	C2-2D-O - [LF2-WH1-6] [I1-N] [O]
DTL-660-F	PF-1-O - FWY-O
DTL-660-G	PF-1 - FWY
DTL-660-H	PF-4D-O - FWY-O
DTL-670-A	(Q)C2-4D-O-SN - [HB5-SH1-5] [CX4-FA] [CPIO-O-SN]
DTL-670-B	(T)(Q)C2-4D-O-SN - [HB5-SH1-5] [CX4-FA] [CPIO-O-SN]
DTL-670-C	LASED - LASED
DTL-680-A	(T)(Q)C2-2-O - [HB5-G1-5] [CX4-FA] [CPIO-O]
DTL-680-B	(T)(Q)C2-2-O - [HB5-SH1-5] [CX4-FA] [CPIO-O]
DTL-680-C	C2-2D-O-SN - [HB5-G1-5] [CX4-FA] [CPIO-O-SN]
DTL-680-D	C2-2D-O-SN - [HB5-SH1-5] [CX4-FA] [CPIO-O-SN]
DTL-680-E	C2-2D-O - [HB5-G1-5] [CX4-FA] [CPIO-O]
DTL-680-F	C2-2D-O - [HB5-SH1-5] [CX4-FA] [CPIO-O]
DTL-690-A	[Q]R5-2D-O-SN - [HB3-G1-5] [CX3-FA] [CPIO-O-SN]
DTL-690-B	[Q]R5-2D-O - [HB3-G1-5] [CX3-FA] [CPIO-O]
DTL-690-C	[Q]R5-2D-O - [HB3-SH1-5] [CX3-FA] [CPIO-O]
DTL-700-A	C2-2D-O - [HB3-G1-5] [CX3-FA] [CPIO-O]
DTL-700-C	PF-1 - FWY
DTL-710-A	C2-2D-O - [HB3-G1-5] [CX3-FA] [CPIO-O]
DTL-710-B	PF-1-O - FWY-O
DTL-710-C	PF-1 - FWY
DTL-720-A	C2-2D-O - [HB3-G1-5] [CX2-FA] [CPIO-O]
DTL-720-B	C2-2D-O - [HB3-G1-5] [CX3-FA] [CPIO-O]

Subarea	Zone From - [To]
DTL-720-C	C2-2D-O - [HB3-SH1-5] [CX2-FA] [CPIO-O]
DTL-730-A	C2-2D-O - [HB2-G1-5] [CX2-FA] [CPIO-O]
DTL-730-B	C2-2D - [HB2-G1-5] [CX2-FA] [CPIO]
DTL-730-C	PF-2D-O - [HB2-G1-5] [P2-FA] [CPIO-O]
DTL-740-A	C2-2D-O - [HB2-G1-5] [CX2-FA] [CPIO-O]
DTL-750-A	C2-4D-O - [HB3-G1-5] [CX2-FA] [CPIO-O]
DTL-760-A	C2-4D-O - [HB3-G1-5] [CX2-FA] [CPIO-O]
DTL-770-A	C2-2D-O - [HB5-G1-5] [CX4-FA] [CPIO-O]
DTL-770-B	C2-2D-O - [HB5-SH1-5] [CX4-FA] [CPIO-O]
DTL-770-D	PF-1 - FWY
DTL-780-A	PF-1-O - [HB2-G1-5] [P2-FA] [CPIO-O]
DTL-780-B	PF-1-O - FWY-O
DTL-780-C	PF-1 - FWY
DTL-790-A	C2-2D-O - [HB2-G1-5] [CX2-FA] [CPIO-O]
DTL-790-B	PF-1-O - FWY
DTL-790-C	PF-1 - FWY
DTL-800-A	C2-2D-O - [HB2-G1-5] [CX2-FA] [CPIO-O]
DTL-800-B	PF-1-O - FWY-O
DTL-800-C	PF-1 - FWY
DTL-810-A	C2-2D-O - [HB2-G1-5] [CX2-FA] [CPIO-O]
DTL-810-B	C2-2D - [HB2-G1-5] [CX2-FA] [CPIO]
DTL-820-A	C2-2D-O - [HB2-G1-5] [CX2-FA] [CPIO-O]
DTL-820-B	PF-2D-O - [HB2-G1-5] [P2-FA] [CPIO-O]
DTL-830-A	C2-2D-O - [HB2-G1-5] [CX2-FA] [CPIO-O]
DTL-830-B	PF-1-O - FWY-O
DTL-830-C	PF-1 - FWY
DTL-840-A	M2-2D - [HB1-G1-5] [CX2-FA] [CPIO]
DTL-840-B	PF-1-O - FWY-O
DTL-840-C	PF-1 - FWY
DTL-850-A	[Q]R5-4D-O - [HB5-SH1-5] [CX4-FA] [CPIO-O]
DTL-850-B	C2-4D-O - [HB5-SH1-5] [CX4-FA] [CPIO-O]
DTL-860-A	LASED - LASED
DTL-870-A	[Q]R5-4D-O - [HB3-G1-5] [CX3-FA] [CPIO-O]
DTL-870-B	[Q]R5-4D-O - [HB3-SH1-5] [CX3-FA] [CPIO-O]
DTL-880-A	[Q]R5-4D-O - [HB3-G1-5] [CX3-FA] [CPIO-O]
DTL-880-B	[Q]R5-4D-O - [HB3-SH1-5] [CX3-FA] [CPIO-O]
DTL-890-A	[Q]R5-4D-O - [HB3-G1-5] [CX2-FA] [CPIO-O]
DTL-890-B	[Q]R5-4D-O - [HB3-SH1-5] [CX2-FA] [CPIO-O]
DTL-900-A	[Q]R5-4D-O - [HB3-G1-5] [CX2-FA] [CPIO-O]
DTL-900-B	[Q]R5-4D-O - [HB3-SH1-5] [CX2-FA] [CPIO-O]
DTL-910-A	[Q]R5-4D-O - [HB3-G1-5] [CX2-FA] [CPIO-O]
DTL-910-B	C2-4D-O - [HB3-G1-5] [CX2-FA] [CPIO-O]

Subarea	Zone From - [To]
DTL-920-A	[Q]R5-4D-O - [HB3-G1-5] [CX2-FA] [CPIO-O]
DTL-920-B	[Q]R5-4D-O - [HB3-SH1-5] [CX2-FA] [CPIO-O]
DTL-930-A	[Q]R5-4D-O-SN - [HB3-G1-5] [CX3-FA] [CPIO-O-SN]
DTL-930-B	[Q]R5-4D-O - [HB3-G1-5] [CX3-FA] [CPIO-O]
DTL-930-C	[Q]R5-4D-O - [HB3-SH1-5] [CX3-FA] [CPIO-O]
DTL-940-A	[Q]R5-4D-O - [HB3-G1-5] [CX2-FA] [CPIO-O]
DTL-940-B	C2-4D-O - [HB3-G1-5] [CX2-FA] [CPIO-O]
DTL-950-A	C2-4D-O - [HB3-G1-5] [CX2-FA] [CPIO-O]
DTL-960-A	[Q]R5-4D - [HB3-SH1-5] [CX3-FA] [CPIO]
DTL-970-A	C2-4D - [HB5-G1-5] [CX4-FA] [CPIO]
DTL-970-B	PF-1 - FWY
DTL-980-A	C2-4D - [HB5-SH1-5] [CX4-FA] [CPIO]
DTL-990-A	C2-4D - [HB5-SH1-5] [CX4-FA] [CPIO]
DTL-990-C	PF-1 - FWY

# Downtown Community Plan Area

# Section Guide Map






ZONING MAP AMENDMENTS

**SUBAREAS**

DTL-100-A, DTL-100-B, DTL-100-C

 Building Line Removal

Section:

**100**

CPC-1994-0213-CPU

**Downtown  
Community Plan Area**



ZONING MAP AMENDMENTS

**SUBAREAS**


DTL-110-A, DTL-110-B, DTL-110-C, DTL-110-D, DTL-110-E, DTL-110-F

Section:

**110**

CPC-1994-0213-CPU

**Downtown  
Community Plan Area**

 Building Line Removal





ZONING MAP AMENDMENTS

**SUBAREAS**

DTL-120-A, DTL-120-B, DTL-120-C, DTL-120-D, DTL-120-E, DTL-120-F, DTL-120-G

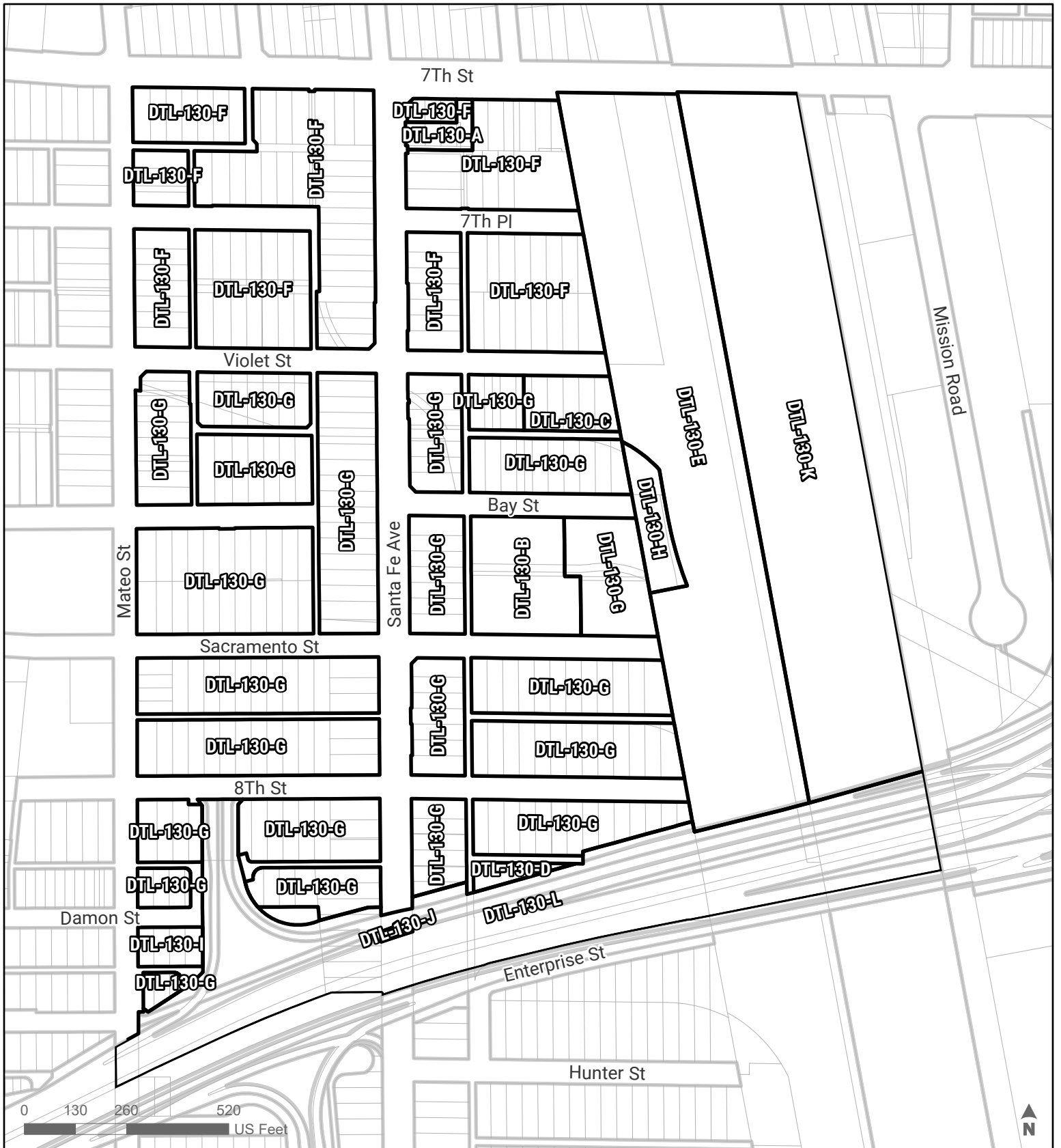
Section:

**120**

CPC-1994-0213-CPU

**Downtown  
Community Plan Area**


Building Line Removal



ZONING MAP AMENDMENTS

**SUBAREAS**

DTL-130-A, DTL-130-B, DTL-130-C, DTL-130-D, DTL-130-E, DTL-130-F, DTL-130-G,  
 DTL-130-H, DTL-130-I, DTL-130-J, DTL-130-K, DTL-130-L, DTL-140-D, DTL-1000-F,  
 DTL-1520-B

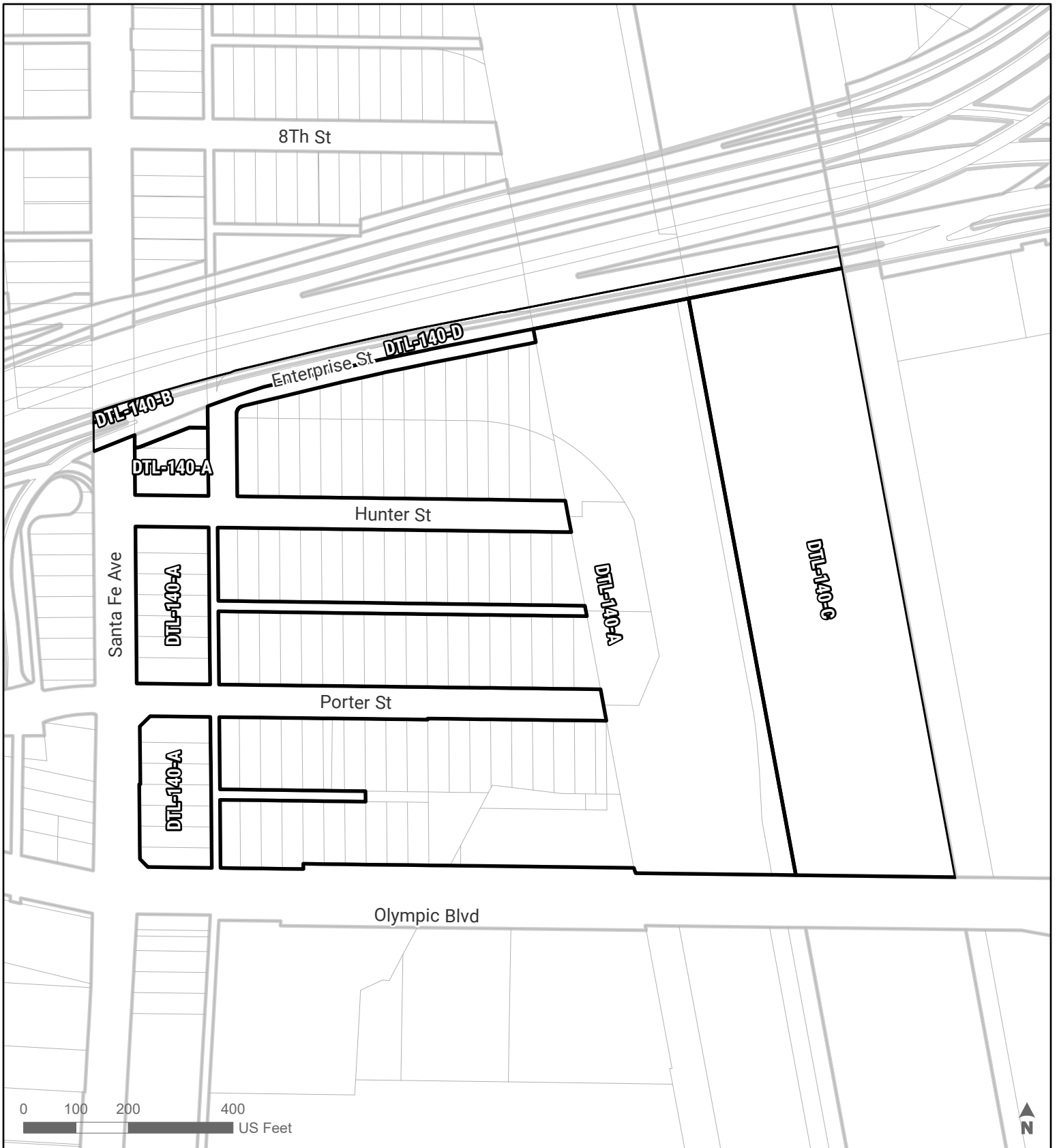
 Building Line Removal

Section:

**130**

CPC-1994-0213-CPU


**Downtown  
 Community Plan Area**



ZONING MAP AMENDMENTS

**SUBAREAS**

DTL-130-L, DTL-140-A, DTL-140-B, DTL-140-C, DTL-140-D, DTL-1520-B

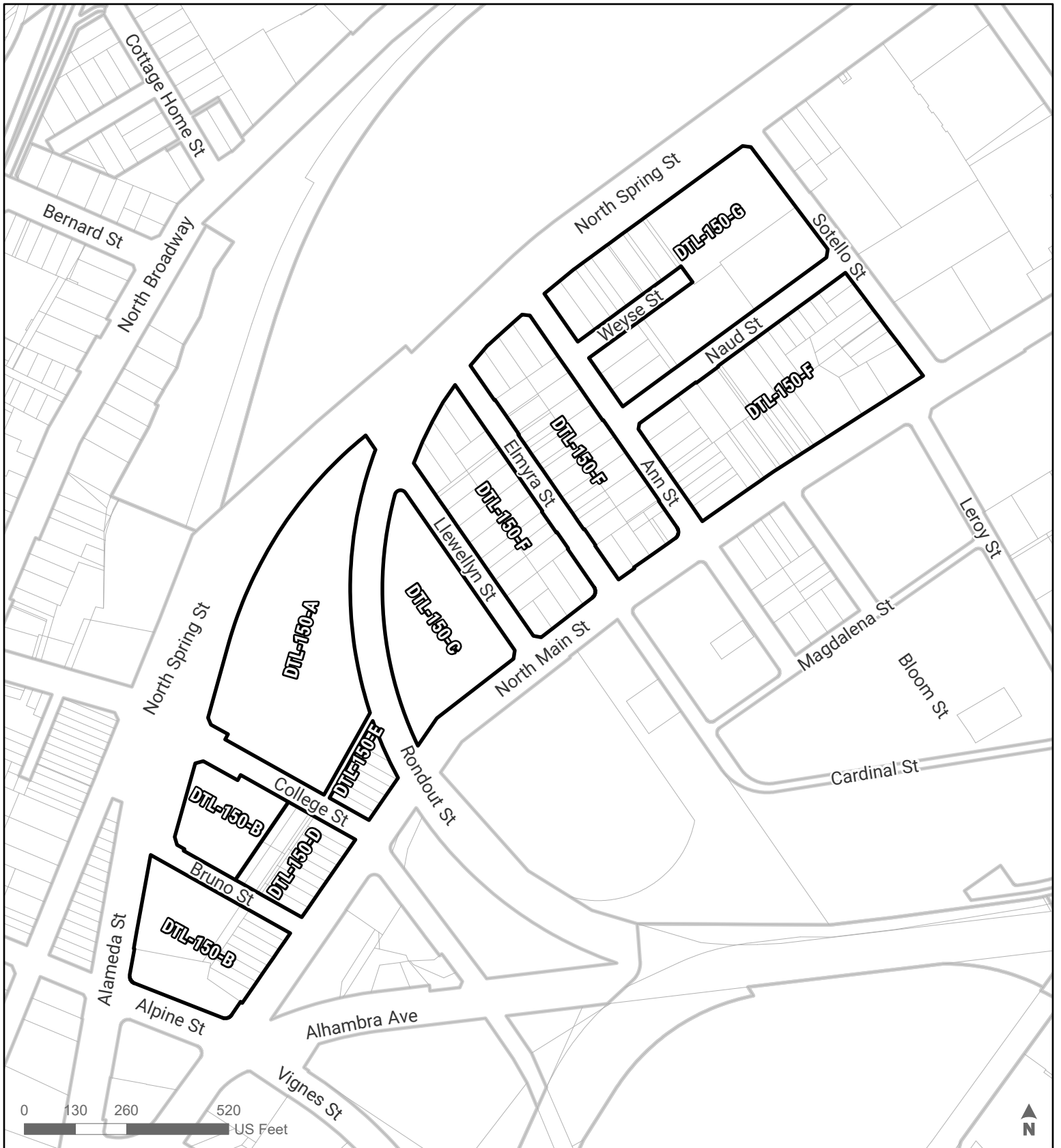
 Building Line Removal

Section:

**140**

CPC-1994-0213-CPU


**Downtown  
Community Plan Area**



ZONING MAP AMENDMENTS

**SUBAREAS**

DTL-150-A, DTL-150-B, DTL-150-C, DTL-150-D, DTL-150-E, DTL-150-F, DTL-150-G

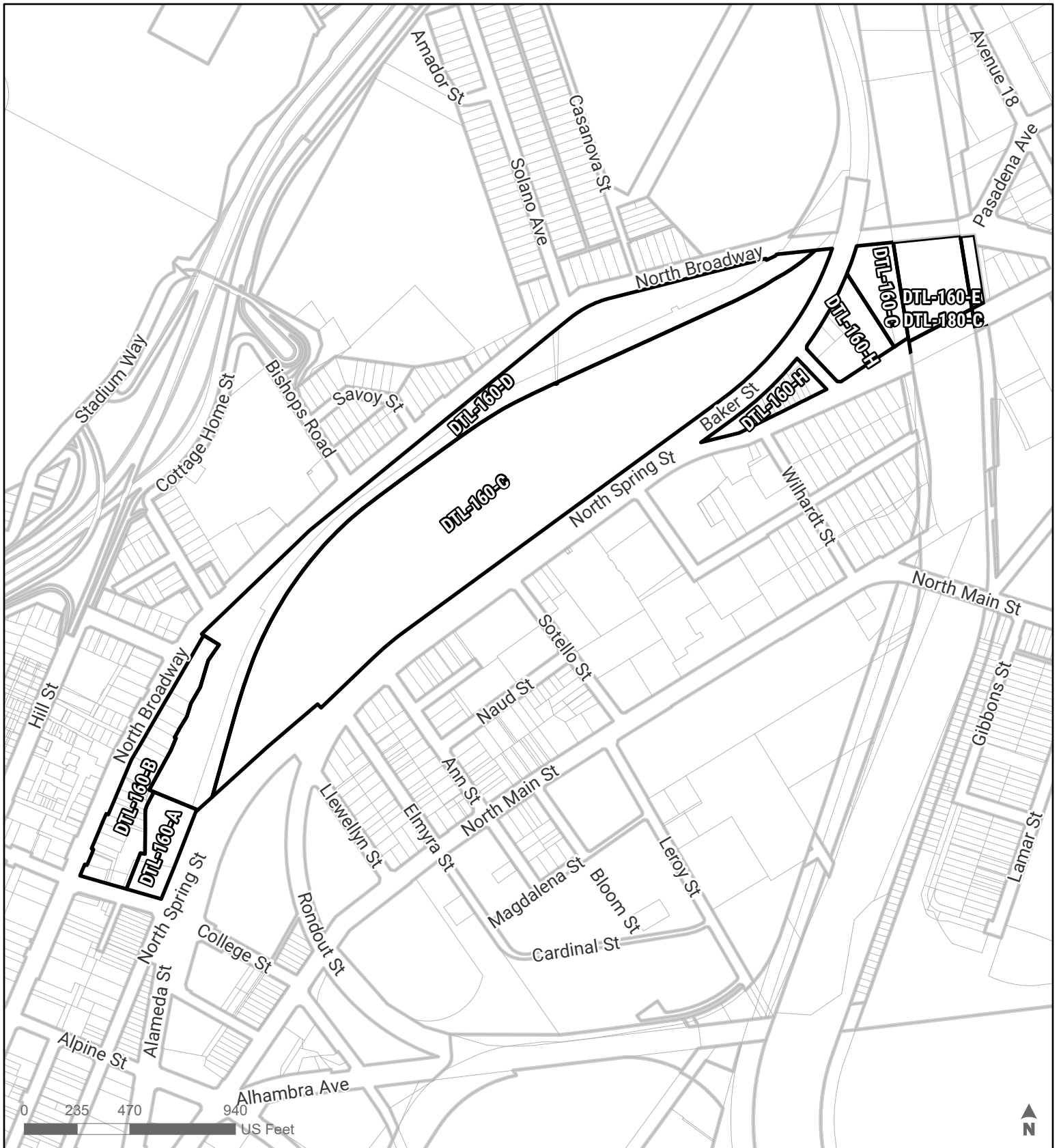
 Building Line Removal

Section:

**150**

CPC-1994-0213-CPU


**Downtown  
Community Plan Area**



ZONING MAP AMENDMENTS

**SUBAREAS**

DTL-160-A, DTL-160-B, DTL-160-C, DTL-160-D, DTL-160-E, DTL-160-F, DTL-160-G,  
DTL-160-H, DTL-180-C

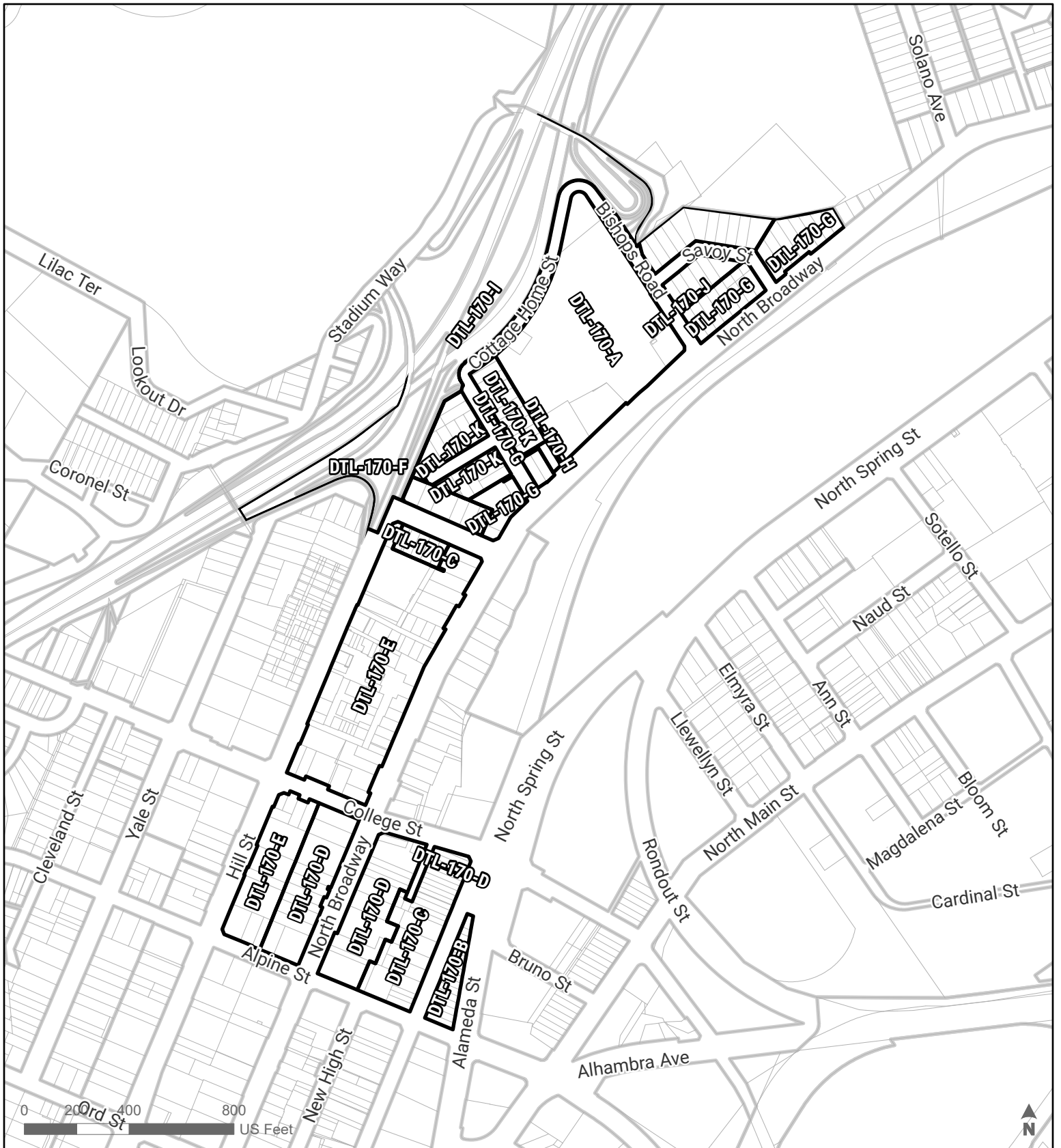
 Building Line Removal

Section:

**160**

CPC-1994-0213-CPU


**Downtown  
Community Plan Area**



ZONING MAP AMENDMENTS

**SUBAREAS**

DTL-170-A, DTL-170-B, DTL-170-C, DTL-170-D, DTL-170-E, DTL-170-F, DTL-170-G,  
DTL-170-H, DTL-170-I, DTL-170-J, DTL-170-K, DTL-1660-O, DTL-2420-E

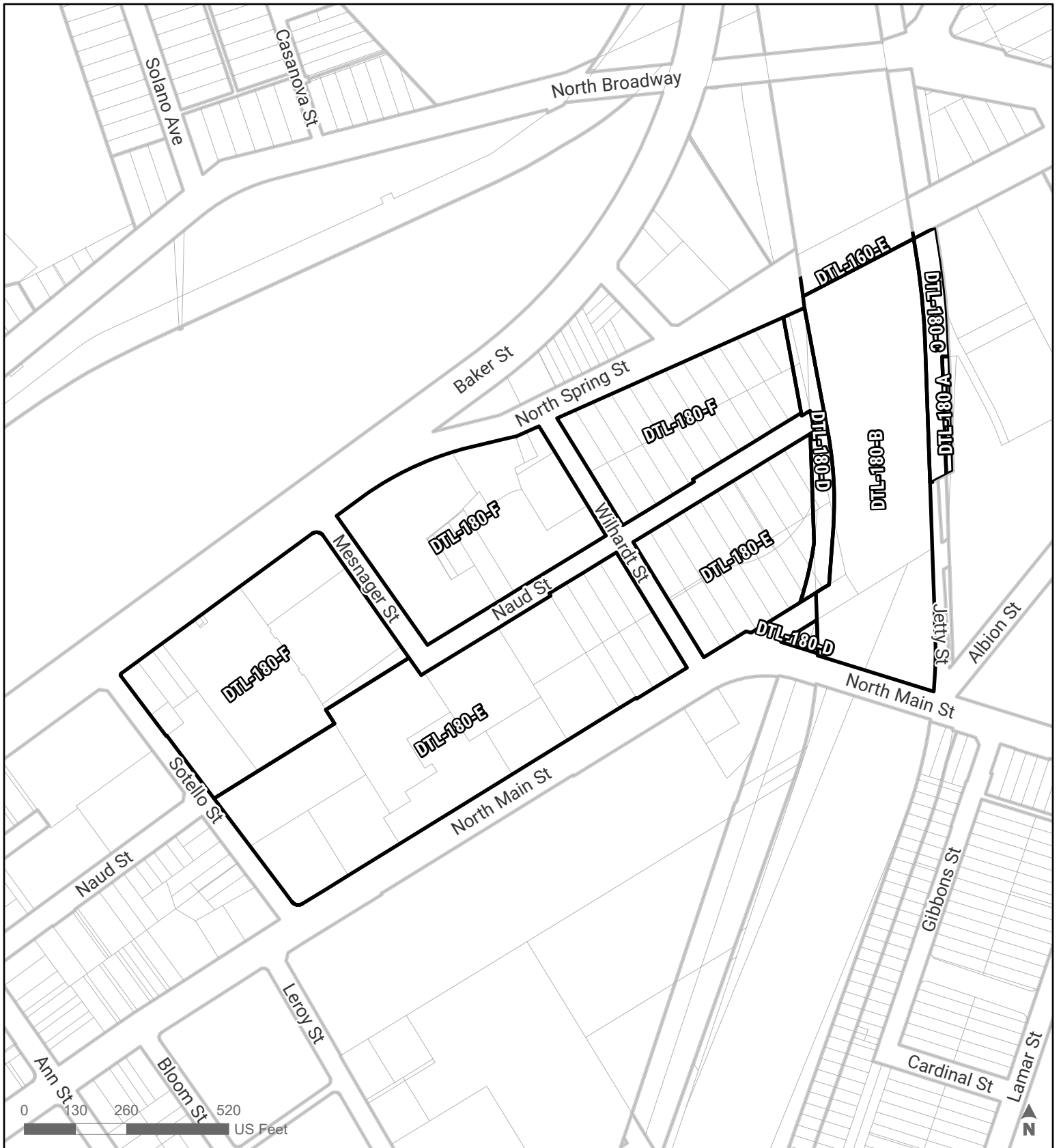
 Building Line Removal

Section:

**170**

CPC-1994-0213-CPU


**Downtown  
Community Plan Area**



ZONING MAP AMENDMENTS

**SUBAREAS**

DTL-160-E, DTL-180-A, DTL-180-B, DTL-180-C, DTL-180-D, DTL-180-E, DTL-180-F

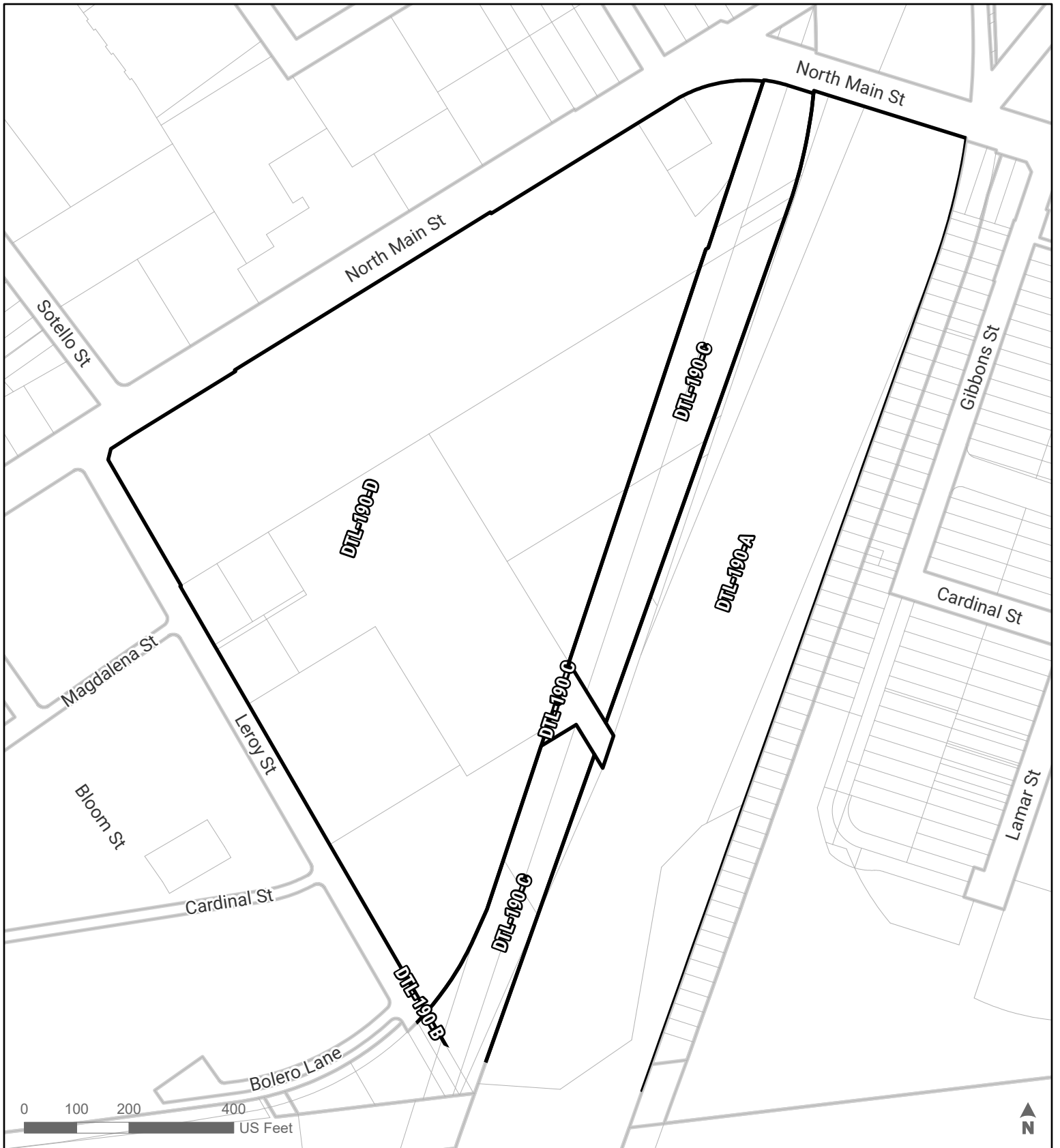
 Building Line Removal

Section:

**180**

CPC-1994-0213-CPU


**Downtown  
Community Plan Area**



ZONING MAP AMENDMENTS

**SUBAREAS**

DTL-190-A, DTL-190-B, DTL-190-C, DTL-190-D

 Building Line Removal

Section:

**190**

CPC-1994-0213-CPU

**Downtown  
Community Plan Area**






ZONING MAP AMENDMENTS

**SUBAREAS**

DTL-190-A, DTL-190-B, DTL-190-C, DTL-200-A, DTL-200-B, DTL-200-C, DTL-200-D, DTL-200-E

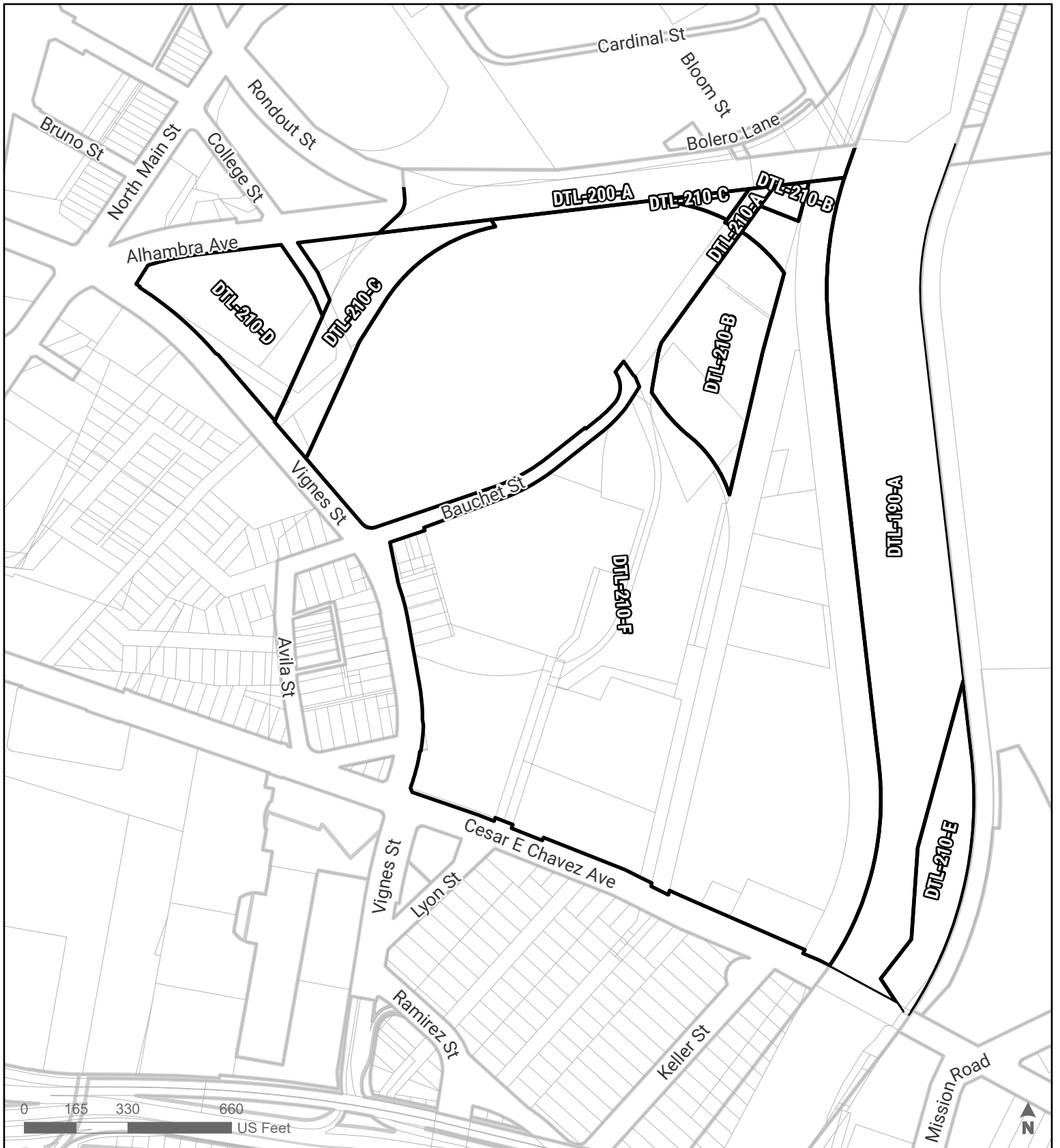
 Building Line Removal

Section:

**200**

CPC-1994-0213-CPU


**Downtown  
Community Plan Area**



ZONING MAP AMENDMENTS

**SUBAREAS**

DTL-190-A, DTL-200-A, DTL-210-A, DTL-210-B, DTL-210-C, DTL-210-D, DTL-210-E, DTL-210-F, DTL-220-D

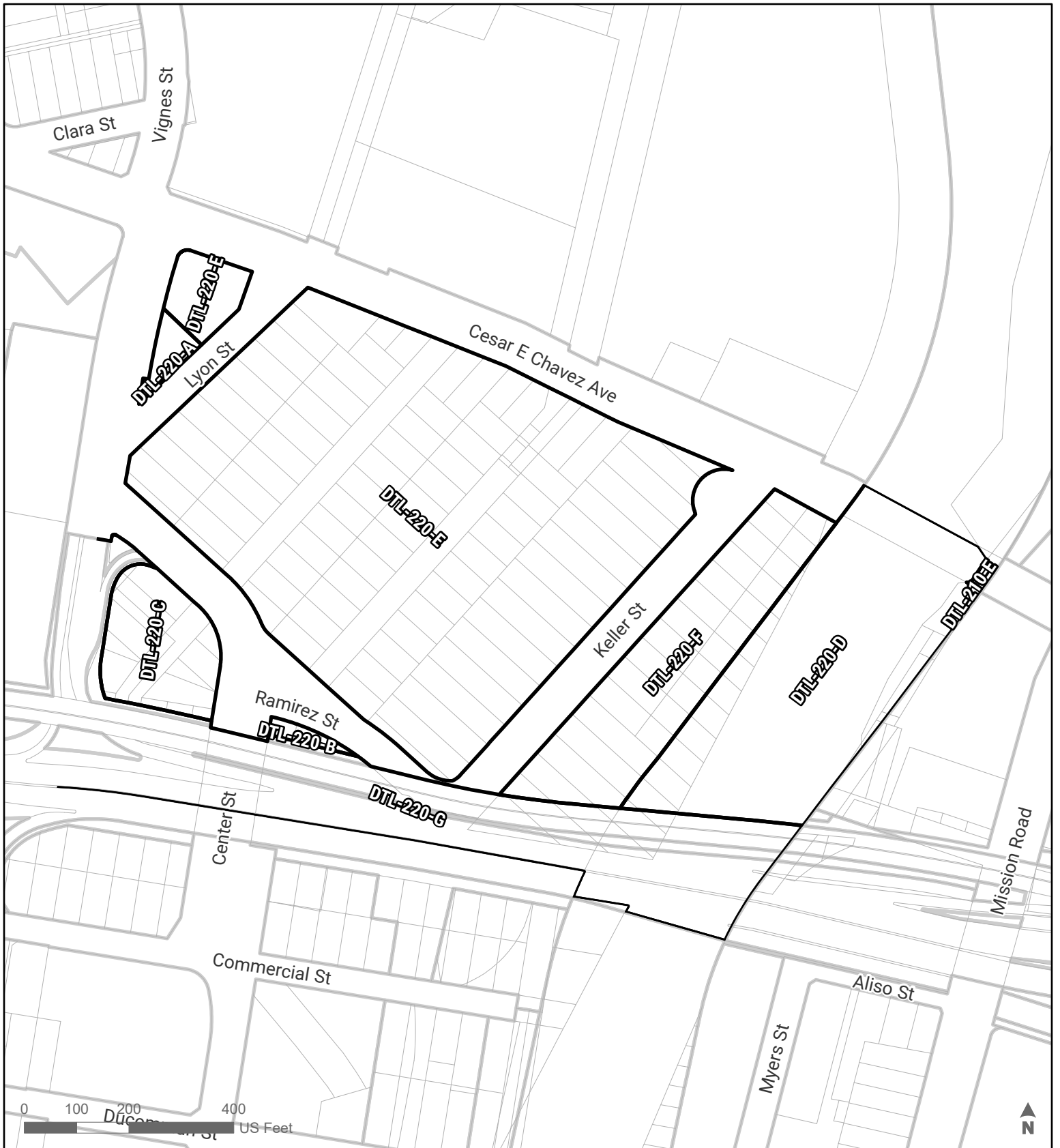
 Building Line Removal

Section:

**210**

CPC-1994-0213-CPU


**Downtown  
Community Plan Area**



ZONING MAP AMENDMENTS

**SUBAREAS**

DTL-190-A, DTL-210-E, DTL-220-A, DTL-220-B, DTL-220-C, DTL-220-D, DTL-220-E,  
DTL-220-F, DTL-220-G, DTL-2290-F, DTL-2410-E, DTL-2410-G

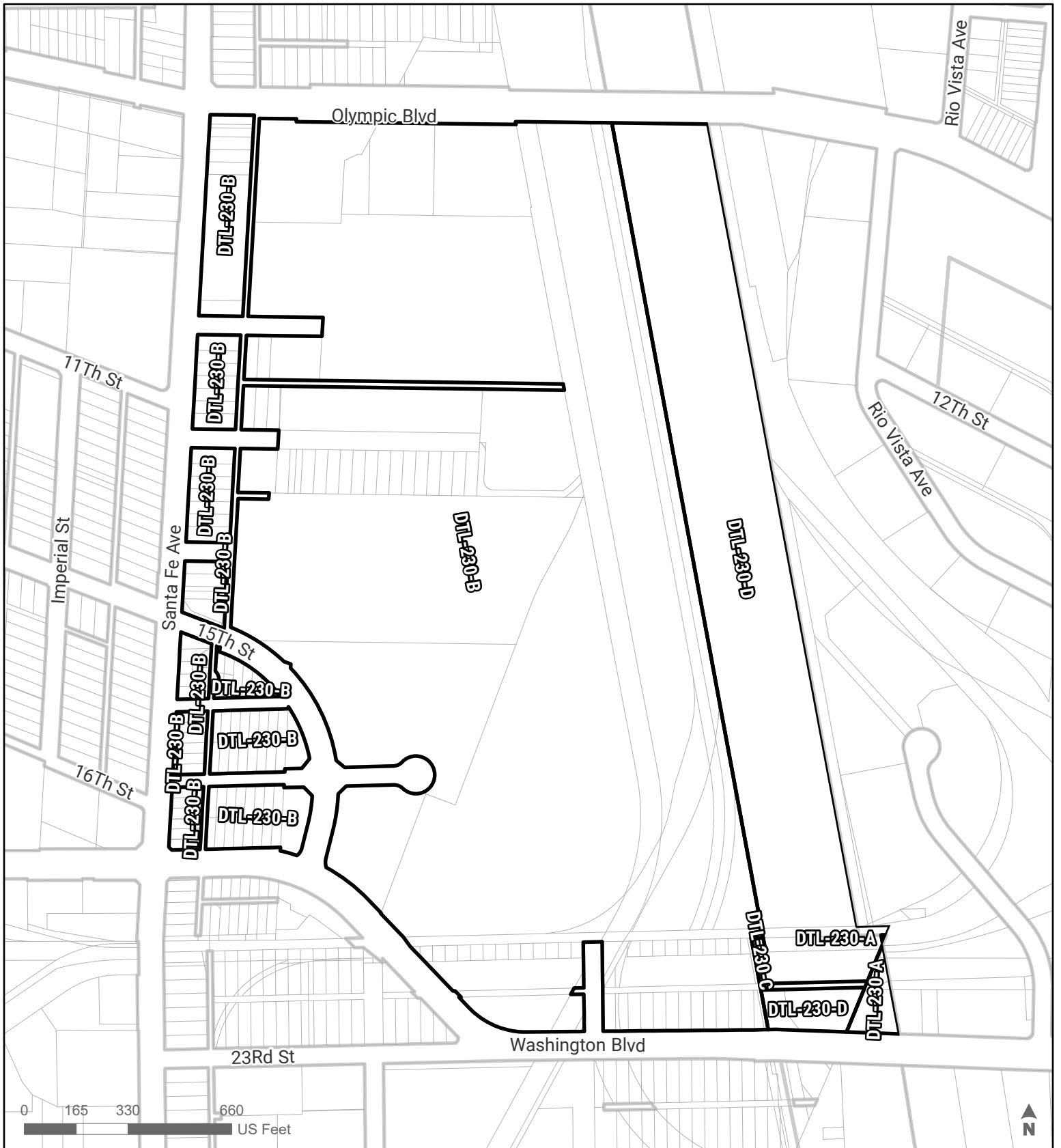
 Building Line Removal

Section:

**220**

CPC-1994-0213-CPU


**Downtown  
Community Plan Area**



ZONING MAP AMENDMENTS

**SUBAREAS**

DTL-230-A, DTL-230-B, DTL-230-C, DTL-230-D

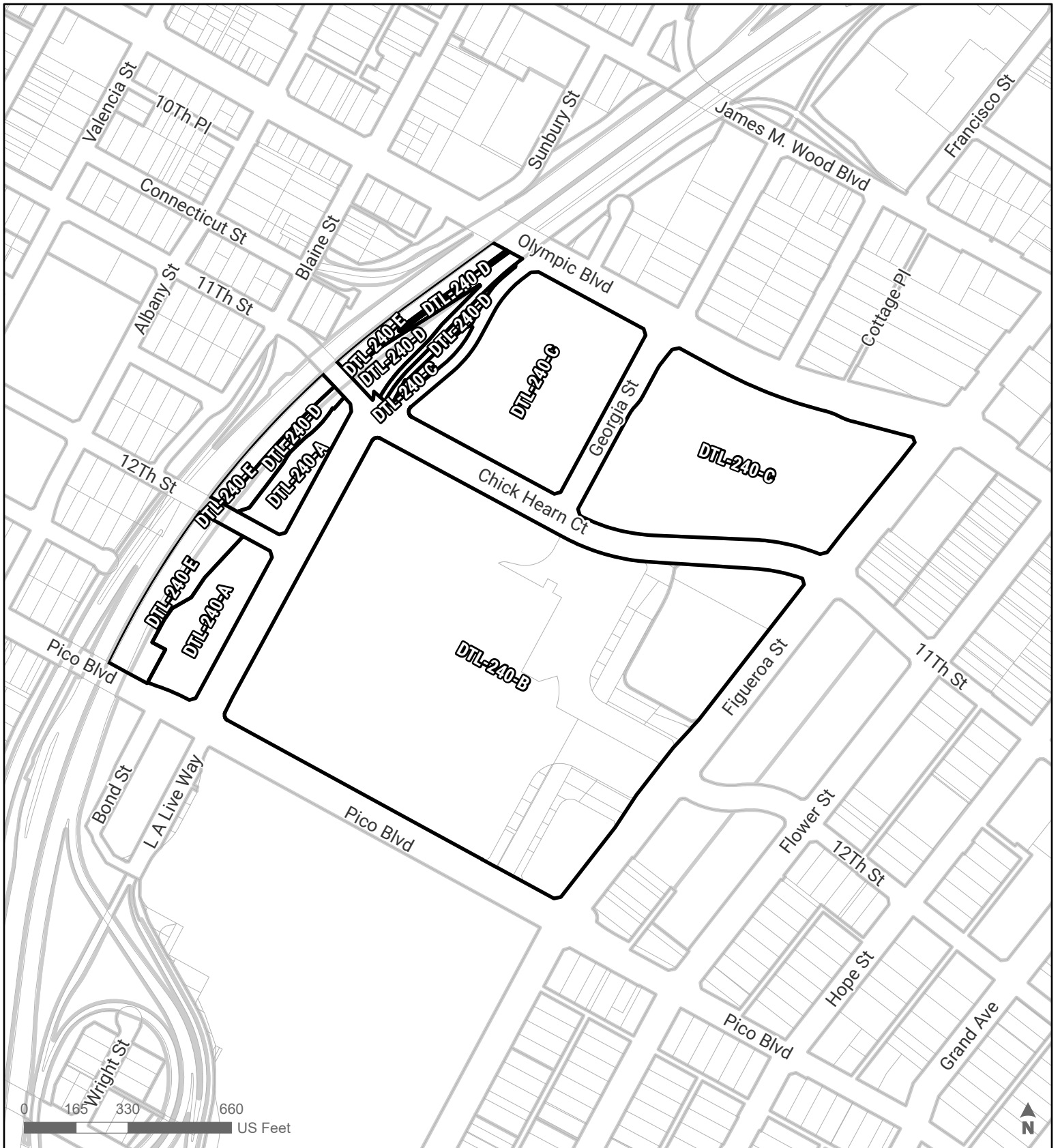
 Building Line Removal

Section:

**230**

CPC-1994-0213-CPU

**Downtown  
Community Plan Area**



ZONING MAP AMENDMENTS

**SUBAREAS**


DTL-240-A, DTL-240-B, DTL-240-C, DTL-240-D, DTL-240-E

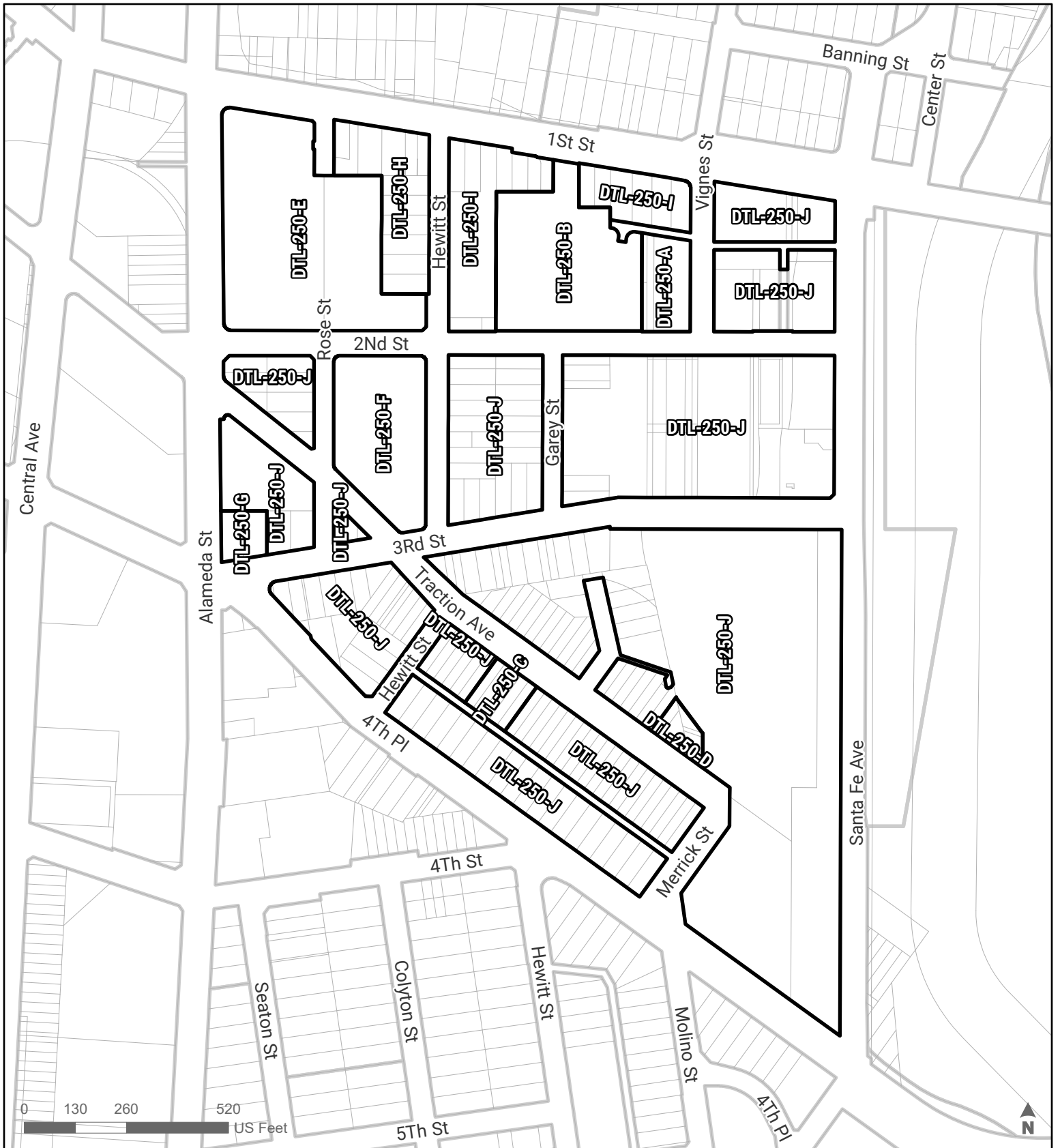
Section:

**240**

CPC-1994-0213-CPU

**Downtown  
Community Plan Area**


 Building Line Removal



ZONING MAP AMENDMENTS

**SUBAREAS**

DTL-250-A, DTL-250-B, DTL-250-C, DTL-250-D, DTL-250-E, DTL-250-F, DTL-250-G, DTL-250-H, DTL-250-I, DTL-250-J

 Building Line Removal

Section:

**250**

CPC-1994-0213-CPU


**Downtown  
Community Plan Area**



ZONING MAP AMENDMENTS

**SUBAREAS**

DTL-260-A, DTL-260-B

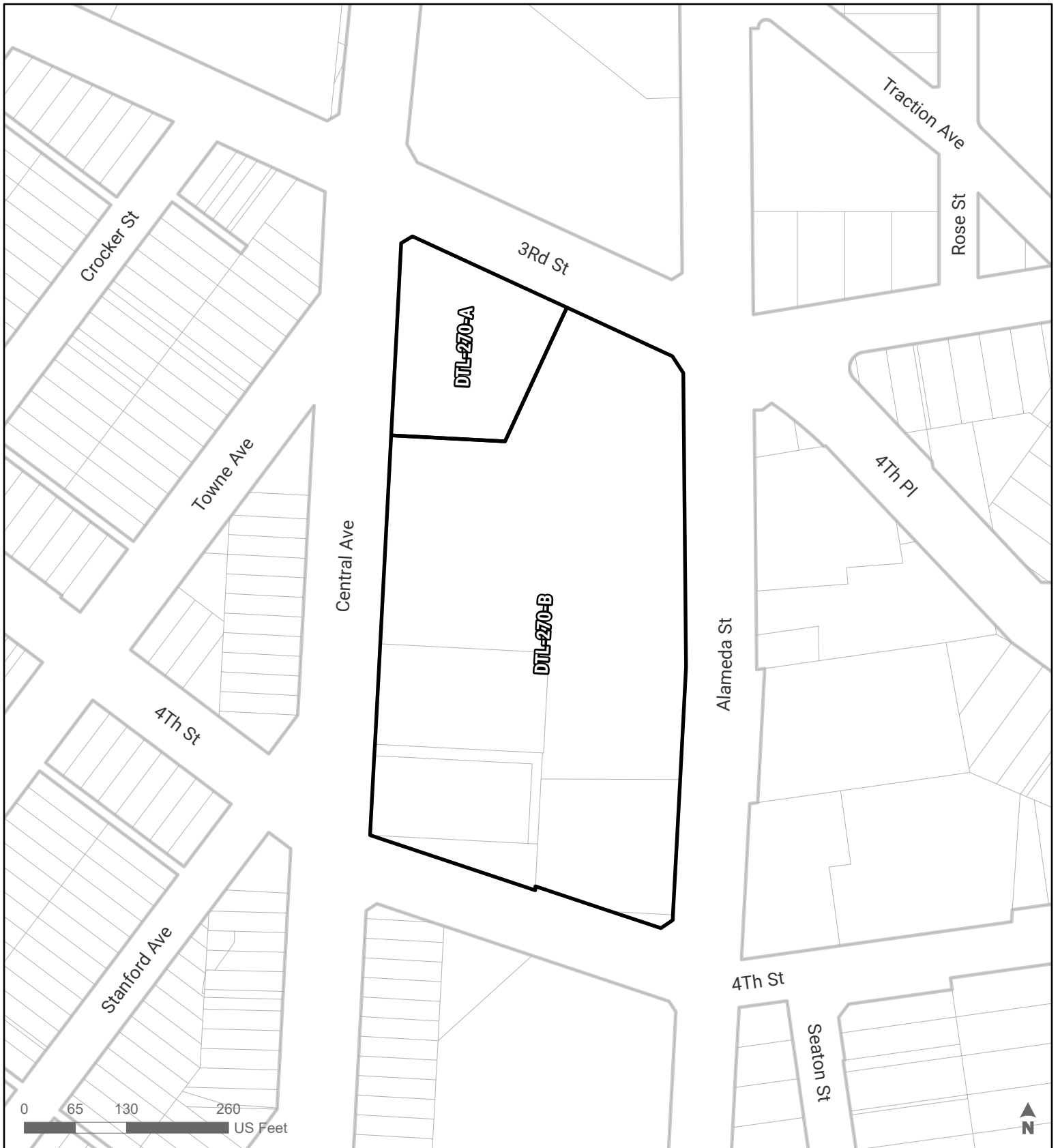
 Building Line Removal

Section:

**260**

CPC-1994-0213-CPU


**Downtown  
Community Plan Area**



ZONING MAP AMENDMENTS

**SUBAREAS**

DTL-270-A, DTL-270-B

 Building Line Removal

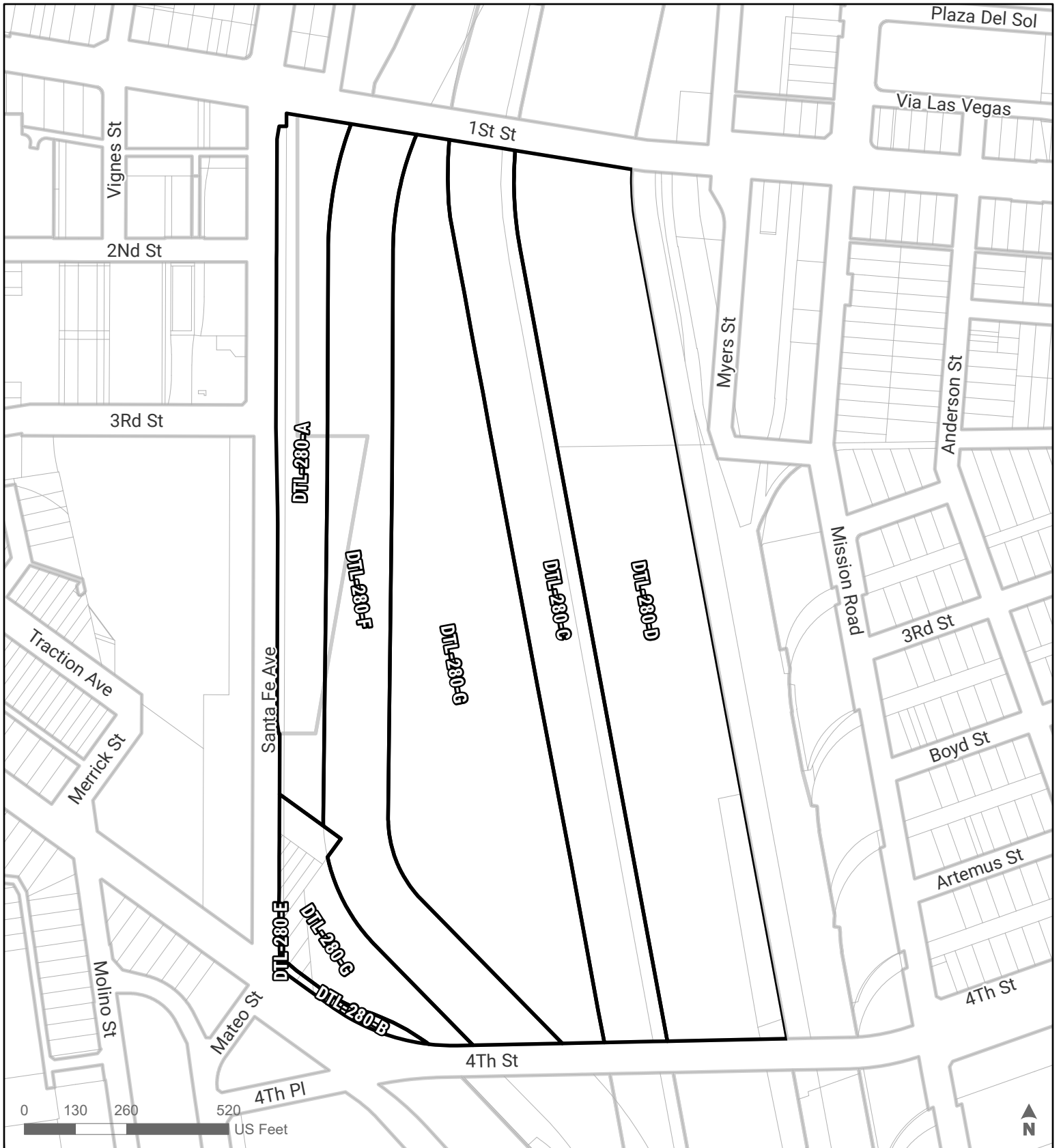
Section:

**270**

CPC-1994-0213-CPU

**Downtown  
Community Plan Area**





ZONING MAP AMENDMENTS

**SUBAREAS**


DTL-280-A, DTL-280-B, DTL-280-C, DTL-280-D, DTL-280-E, DTL-280-F, DTL-280-G

Section:

**280**

CPC-1994-0213-CPU

**Downtown  
Community Plan Area**


 Building Line Removal



ZONING MAP AMENDMENTS

**SUBAREAS**

DTL-290-A, DTL-290-B, DTL-290-C

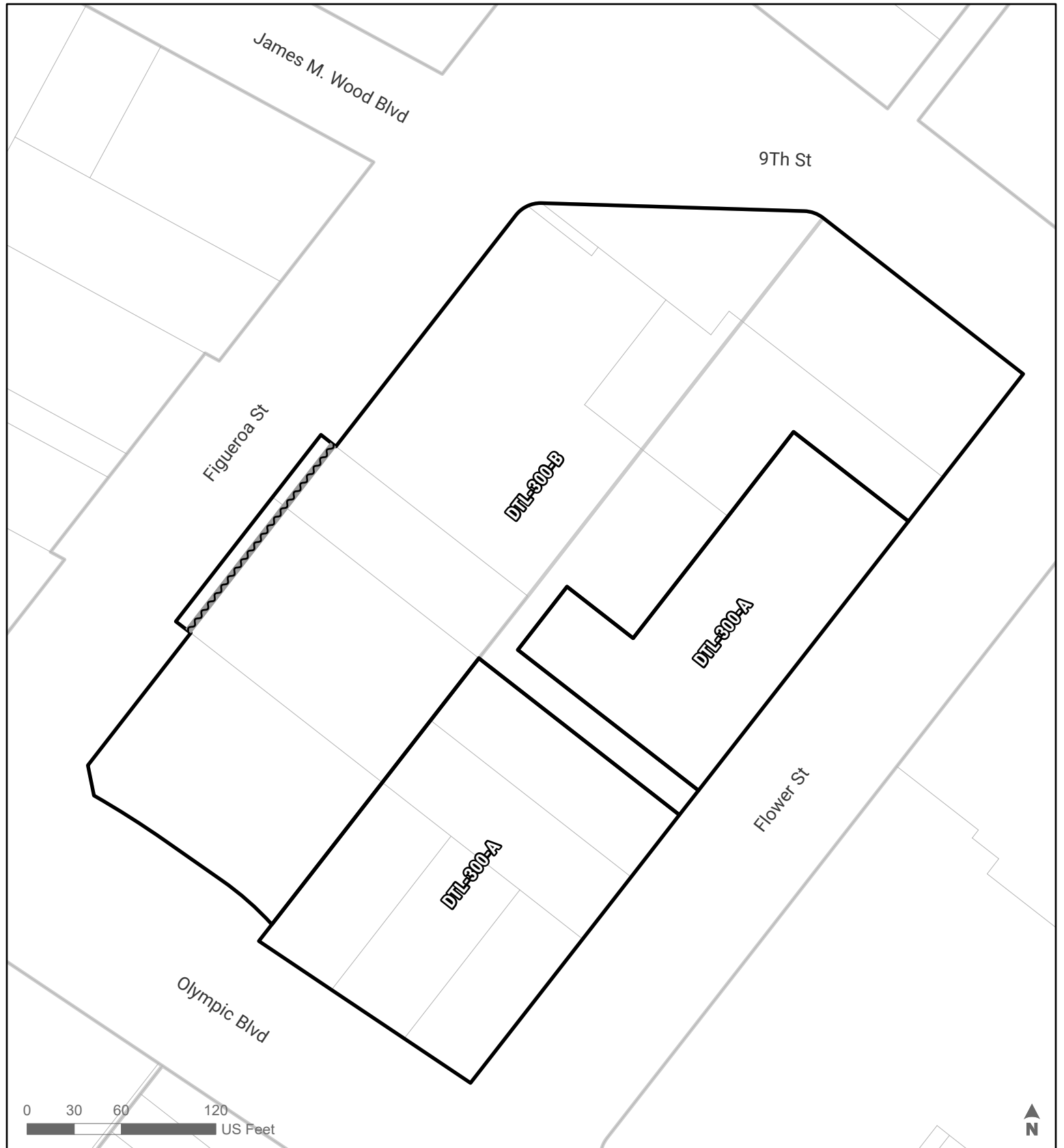
 Building Line Removal

Section:


**290**

CPC-1994-0213-CPU

**Downtown  
Community Plan Area**



ZONING MAP AMENDMENTS  
**SUBAREAS**  
 DTL-300-A, DTL-300-B

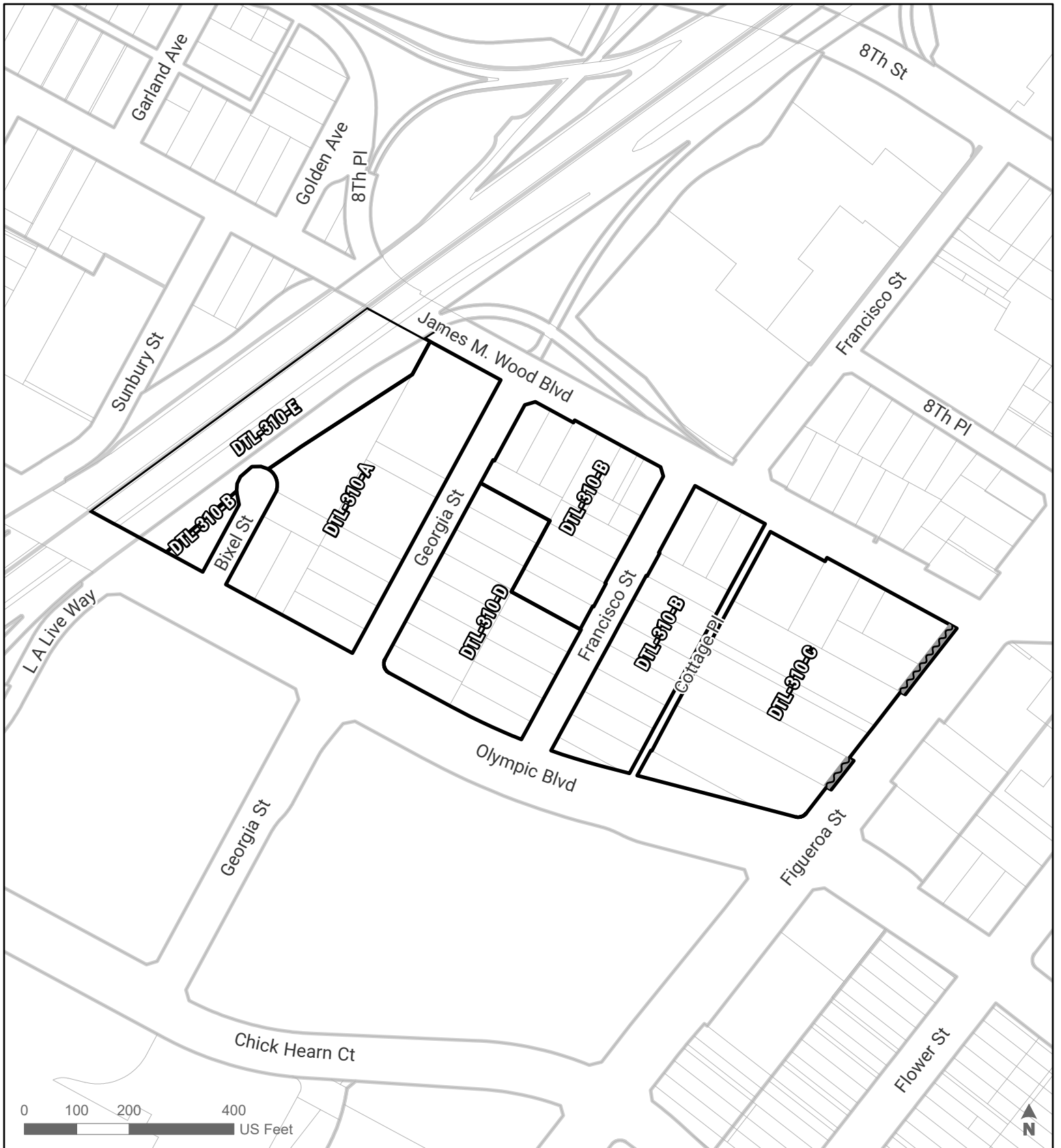
 Building Line Removal

Section:

**300**

CPC-1994-0213-CPU


**Downtown  
 Community Plan Area**



ZONING MAP AMENDMENTS

**SUBAREAS**

DTL-310-A, DTL-310-B, DTL-310-C, DTL-310-D, DTL-310-E, DTL-970-B

 Building Line Removal

Section:

**310**

CPC-1994-0213-CPU

**Downtown  
Community Plan Area**



ZONING MAP AMENDMENTS  
**SUBAREAS**  
 DTL-320-A

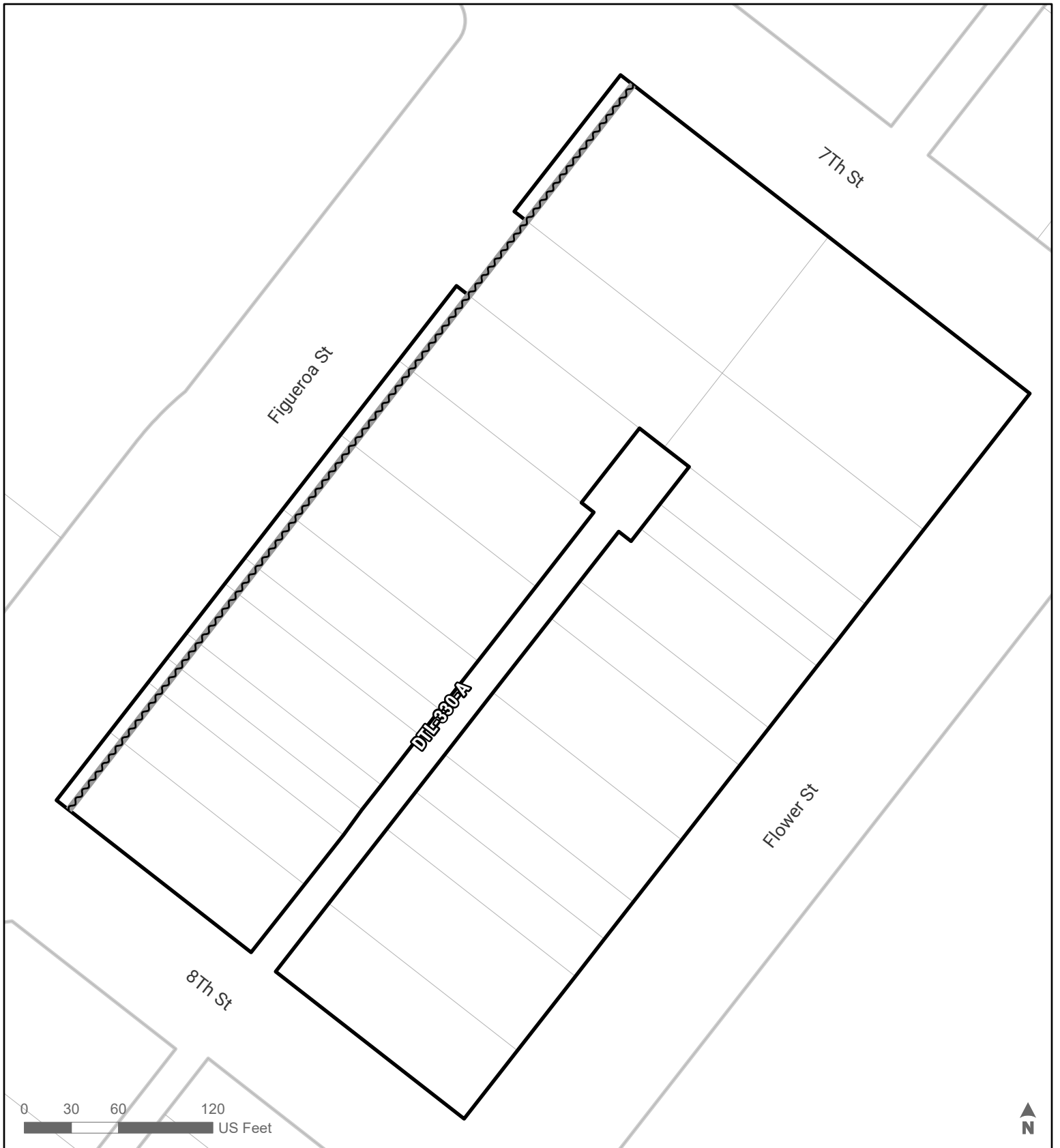
 Building Line Removal

Section:


**320**

CPC-1994-0213-CPU

**Downtown  
 Community Plan Area**



ZONING MAP AMENDMENTS  
**SUBAREAS**  
 DTL-330-A

 Building Line Removal

Section:


**330**

CPC-1994-0213-CPU

**Downtown  
 Community Plan Area**



ZONING MAP AMENDMENTS  
**SUBAREAS**  
 DTL-340-A

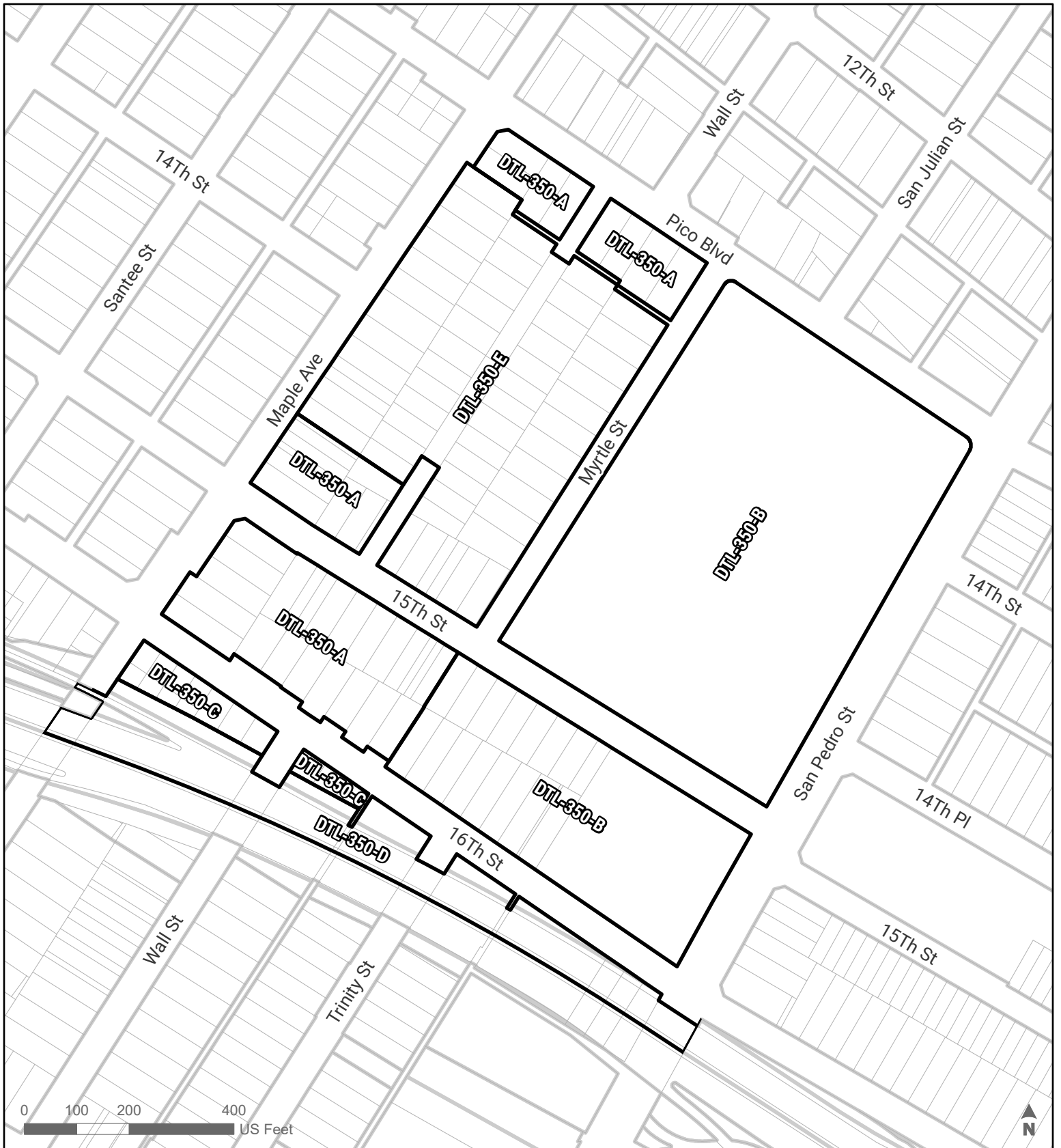
 Building Line Removal

Section:

**340**

CPC-1994-0213-CPU


**Downtown  
 Community Plan Area**



ZONING MAP AMENDMENTS

**SUBAREAS**

DTL-350-A, DTL-350-B, DTL-350-C, DTL-350-D, DTL-350-E, DTL-400-D, DTL-400-E, DTL-1100-F

 Building Line Removal

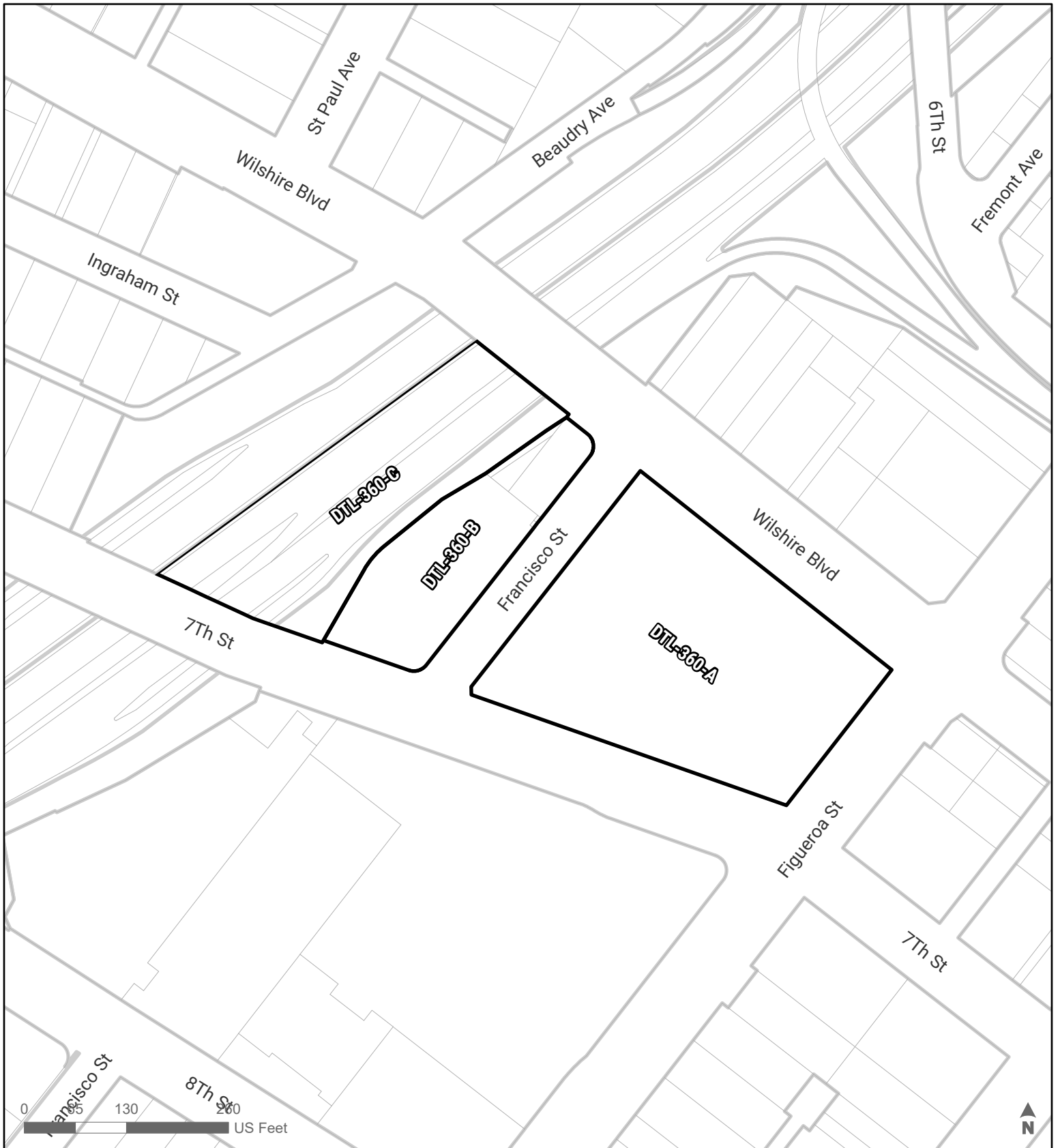
Section:

**350**

CPC-1994-0213-CPU

**Downtown  
Community Plan Area**






ZONING MAP AMENDMENTS

**SUBAREAS**

DTL-360-A, DTL-360-B, DTL-360-C

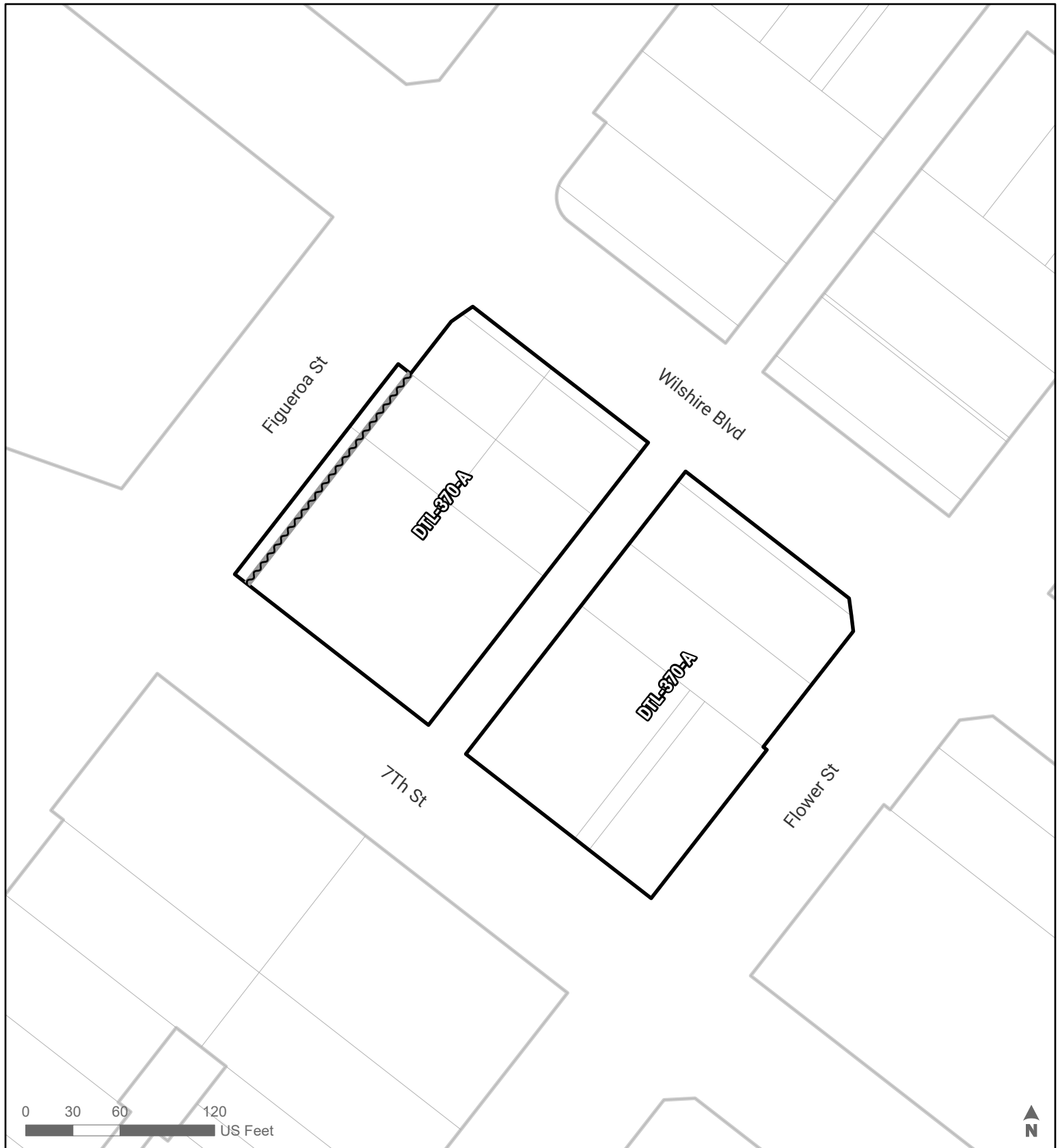
 Building Line Removal

Section:


**360**

CPC-1994-0213-CPU

**Downtown  
Community Plan Area**



ZONING MAP AMENDMENTS  
**SUBAREAS**  
 DTL-370-A

 Building Line Removal

Section:


**370**

CPC-1994-0213-CPU

**Downtown  
 Community Plan Area**



ZONING MAP AMENDMENTS  
**SUBAREAS**  
 DTL-380-A

 Building Line Removal

Section:

**380**

CPC-1994-0213-CPU


**Downtown  
 Community Plan Area**



ZONING MAP AMENDMENTS

**SUBAREAS**

DTL-390-A, DTL-390-B

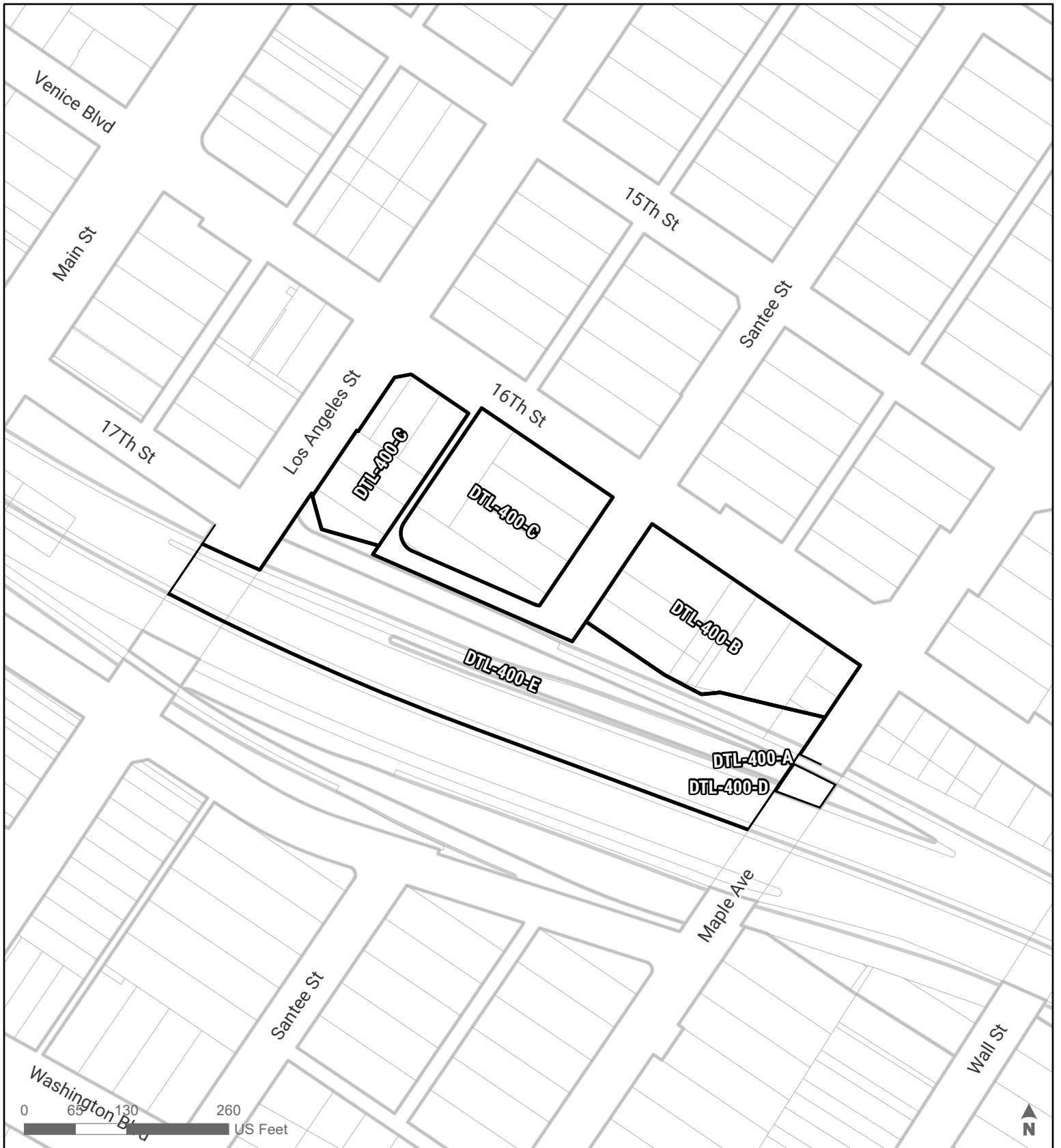
 Building Line Removal

Section:

**390**

CPC-1994-0213-CPU


**Downtown  
Community Plan Area**



ZONING MAP AMENDMENTS

**SUBAREAS**

DTL-400-A, DTL-350-D, DTL-400-B, DTL-400-C, DTL-400-D, DTL-400-E, DTL-840-C

 Building Line Removal

Section:


**400**

CPC-1994-0213-CPU

**Downtown  
Community Plan Area**



ZONING MAP AMENDMENTS  
**SUBAREAS**  
 DTL-410-A

 Building Line Removal

Section:

**410**

CPC-1994-0213-CPU


**Downtown  
 Community Plan Area**



ZONING MAP AMENDMENTS

**SUBAREAS**

DTL-420-A, DTL-420-B, DTL-420-C, DTL-420-D

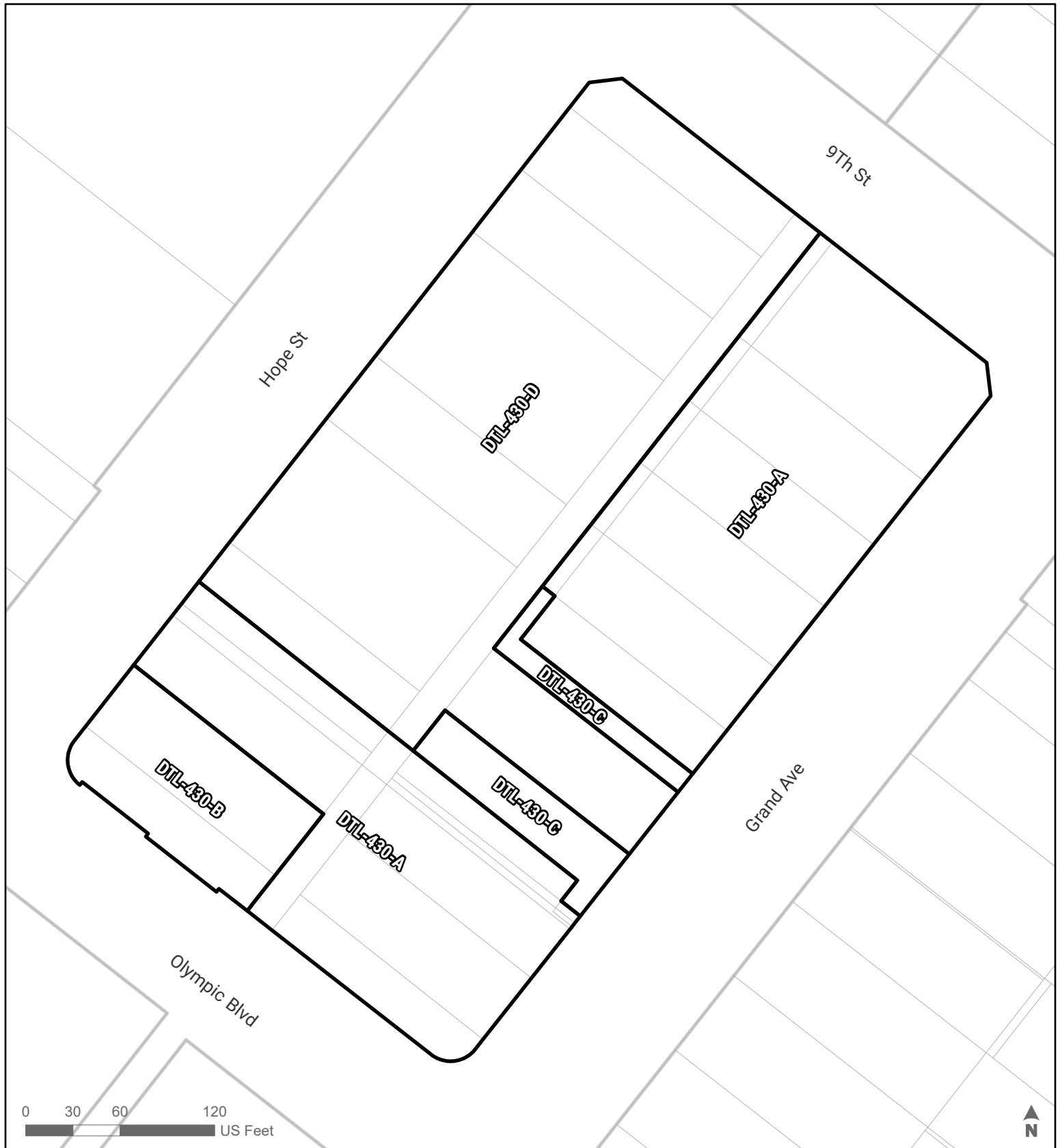
 Building Line Removal

Section:

**420**

CPC-1994-0213-CPU


**Downtown  
Community Plan Area**



ZONING MAP AMENDMENTS

**SUBAREAS**

DTL-430-A, DTL-430-B, DTL-430-C, DTL-430-D

 Building Line Removal

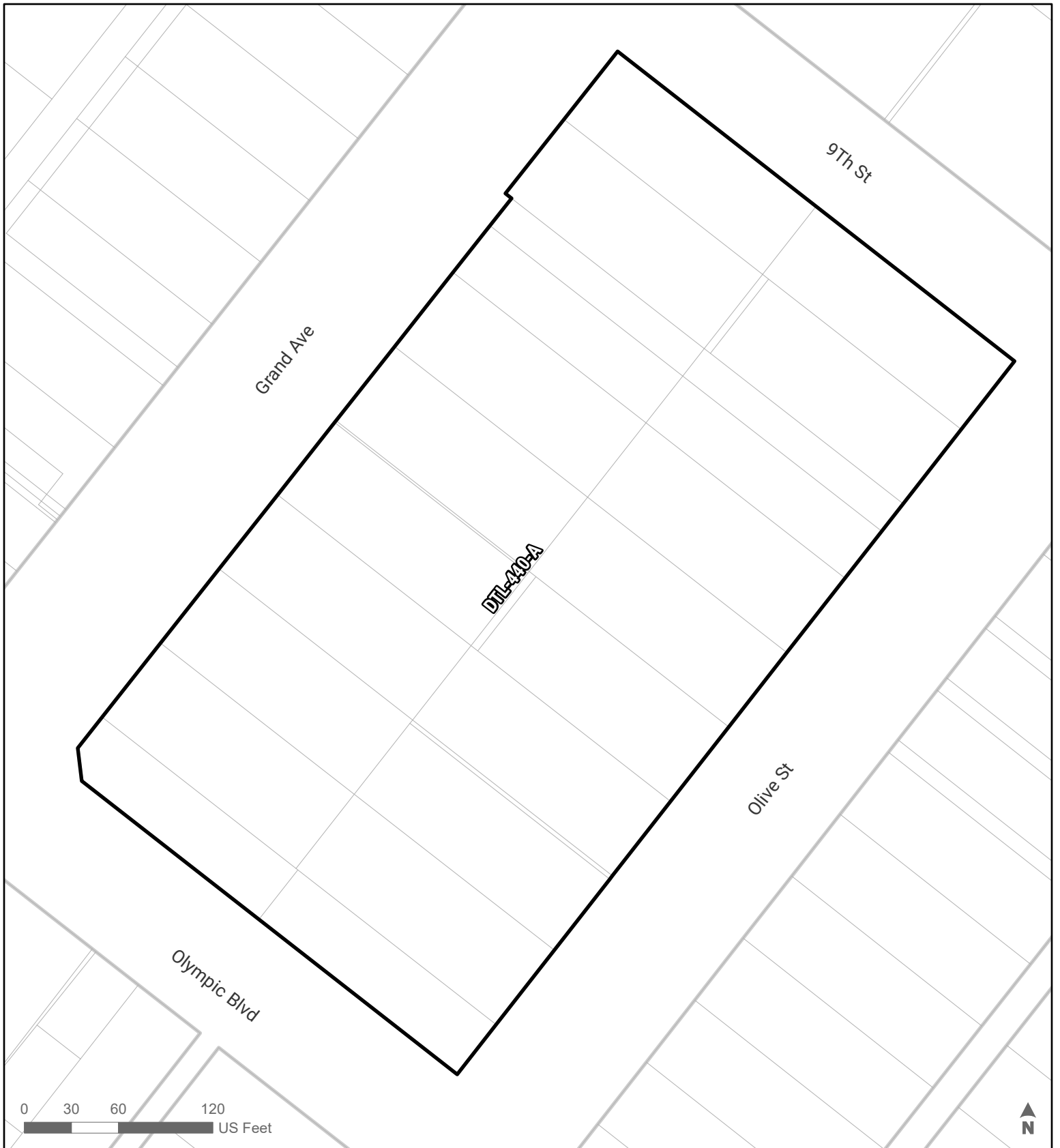
Section:

**430**


CPC-1994-0213-CPU

**Downtown  
Community Plan Area**





ZONING MAP AMENDMENTS  
**SUBAREAS**  
 DTL-440-A

 Building Line Removal

Section:


**440**

CPC-1994-0213-CPU

**Downtown  
 Community Plan Area**



ZONING MAP AMENDMENTS  
**SUBAREAS**  
 DTL-450-A

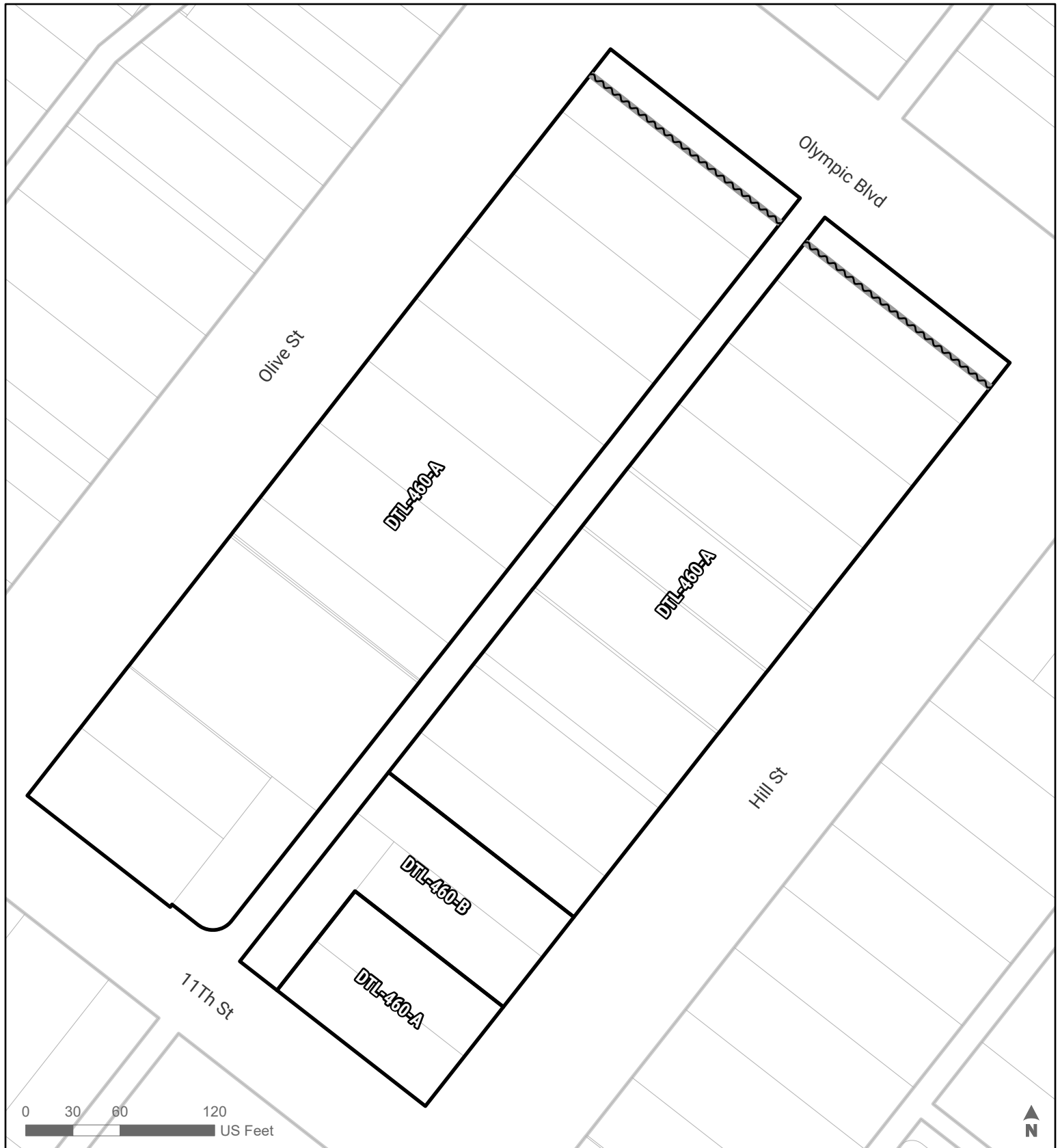
 Building Line Removal

Section:

**450**

CPC-1994-0213-CPU


**Downtown  
 Community Plan Area**



ZONING MAP AMENDMENTS

**SUBAREAS**

DTL-460-A, DTL-460-B

 Building Line Removal

Section:

**460**

CPC-1994-0213-CPU

**Downtown  
Community Plan Area**



ZONING MAP AMENDMENTS

**SUBAREAS**

DTL-470-A, DTL-470-B, DTL-530-B

 Building Line Removal

Data Sources: Department of City Planning, Bureau of Engineering

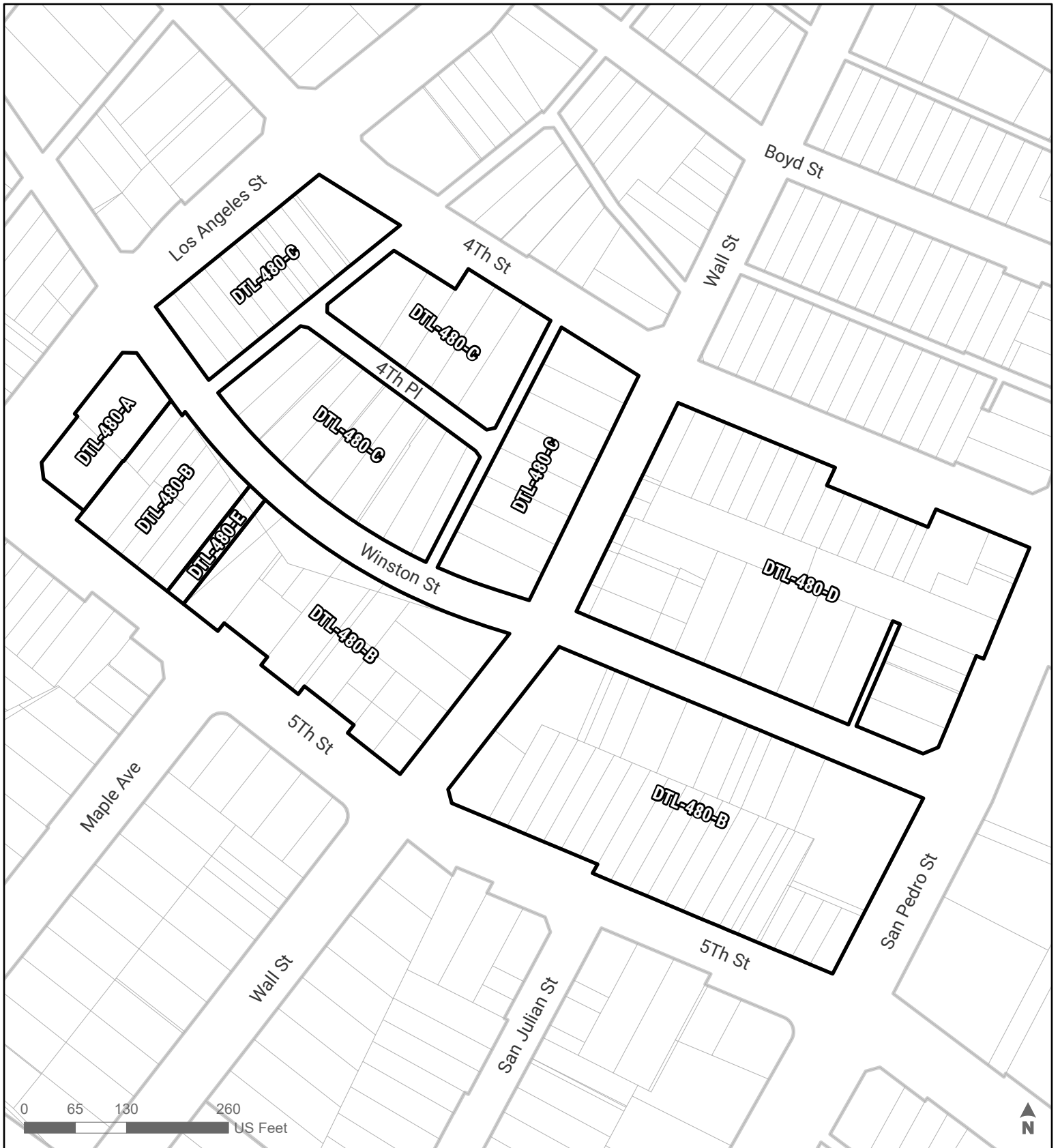
TL / MAR2021

Section:

**470**

CPC-1994-0213-CPU


**Downtown  
Community Plan Area**



ZONING MAP AMENDMENTS

**SUBAREAS**

DTL-480-A, DTL-480-B, DTL-480-C, DTL-480-D, DTL-480-E

 Building Line Removal

Section:

**480**

CPC-1994-0213-CPU


**Downtown  
Community Plan Area**



ZONING MAP AMENDMENTS

**SUBAREAS**

DTL-490-A, DTL-490-B, DTL-490-C, DTL-490-D, DTL-490-E

 Building Line Removal

Section:

**490**

CPC-1994-0213-CPU

**Downtown  
Community Plan Area**



ZONING MAP AMENDMENTS

**SUBAREAS**

DTL-500-A, DTL-500-B

 Building Line Removal

Data Sources: Department of City Planning, Bureau of Engineering

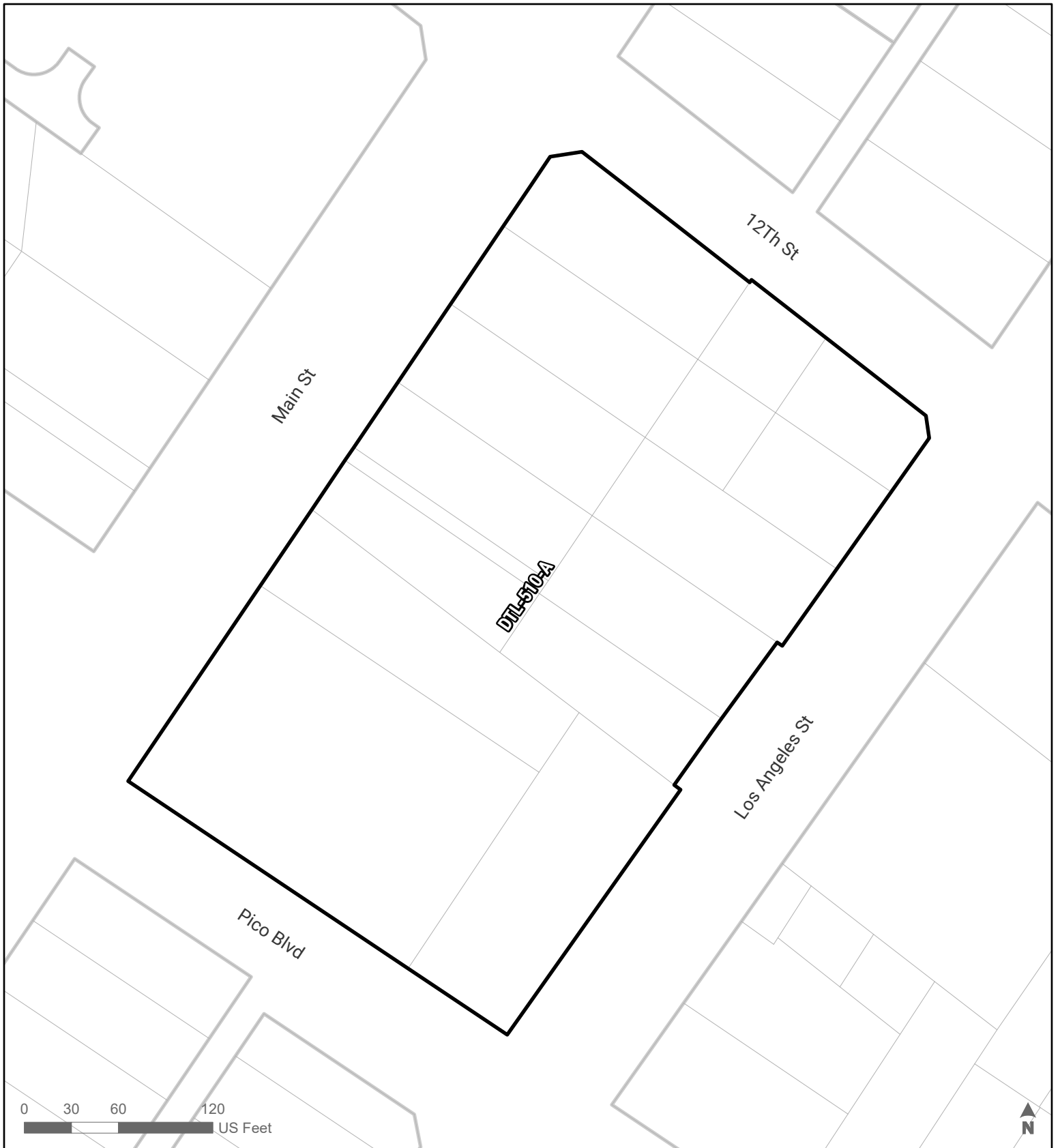
TL / MAR2021

Section:


**500**

CPC-1994-0213-CPU

**Downtown  
Community Plan Area**



ZONING MAP AMENDMENTS  
**SUBAREAS**  
DTL-510-A

 Building Line Removal

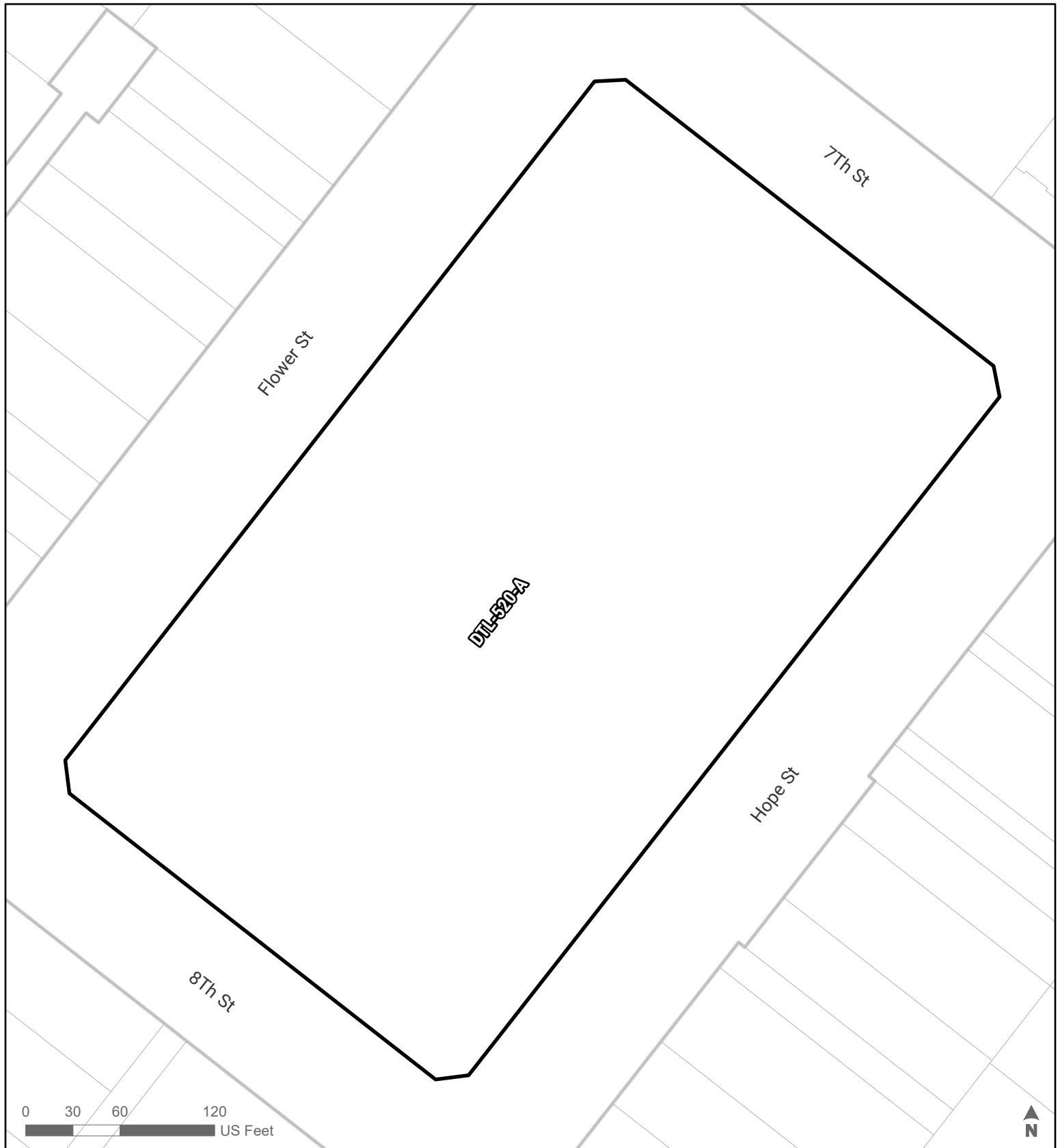
Section:

**510**


CPC-1994-0213-CPU

**Downtown  
Community Plan Area**





ZONING MAP AMENDMENTS  
**SUBAREAS**  
 DTL-520-A

 Building Line Removal

Section:

**520**

CPC-1994-0213-CPU


**Downtown  
 Community Plan Area**



ZONING MAP AMENDMENTS

**SUBAREAS**

DTL-470-B, DTL-530-A, DTL-530-B

 Building Line Removal

Section:


**530**

CPC-1994-0213-CPU

**Downtown  
Community Plan Area**



ZONING MAP AMENDMENTS  
**SUBAREAS**  
 DTL-540-A

 Building Line Removal

Section:


**540**

CPC-1994-0213-CPU

**Downtown  
 Community Plan Area**



ZONING MAP AMENDMENTS  
**SUBAREAS**  
 DTL-550-A

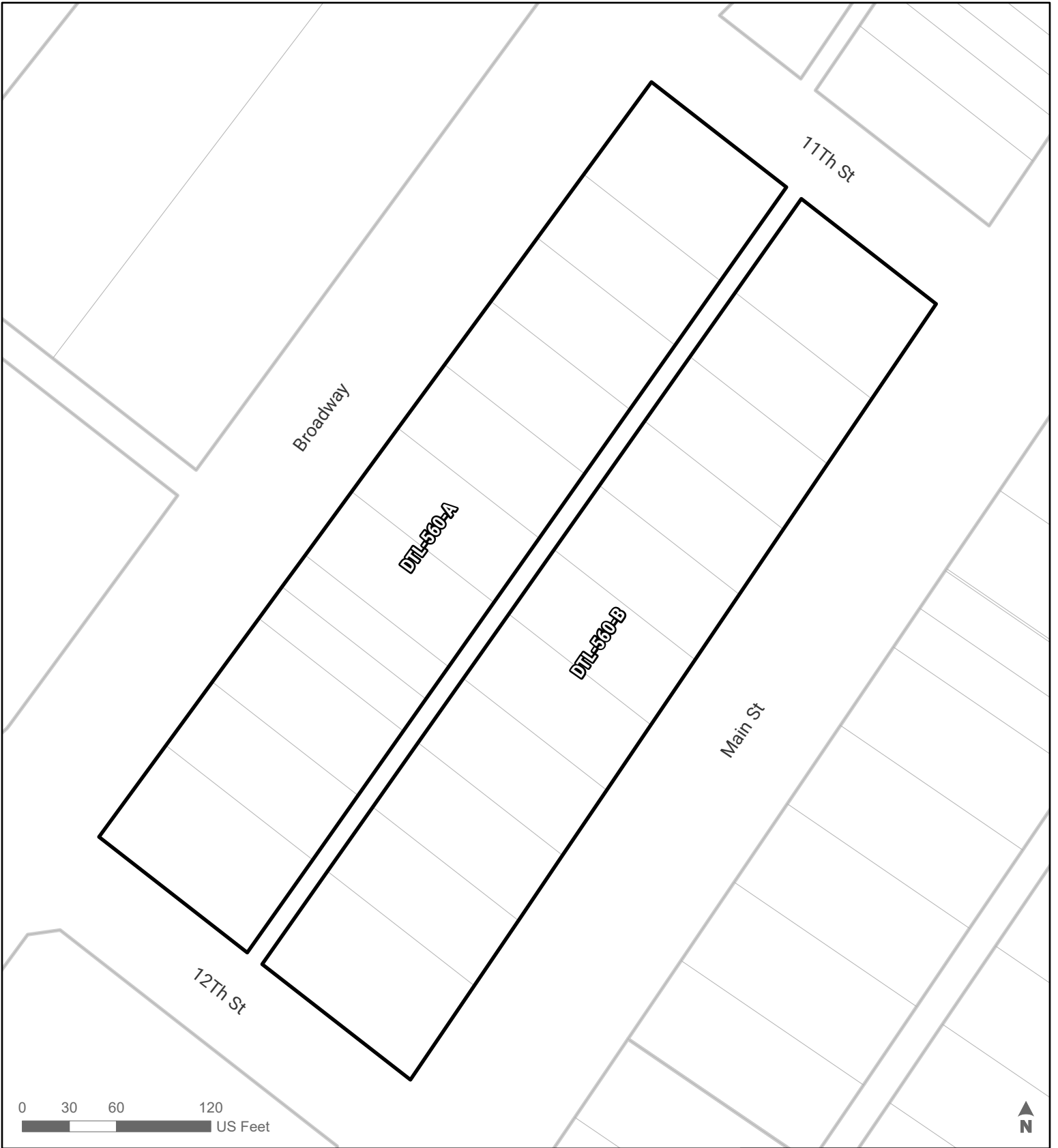
 Building Line Removal

Section:

**550**

CPC-1994-0213-CPU


**Downtown  
 Community Plan Area**



ZONING MAP AMENDMENTS

**SUBAREAS**

DTL-560-A, DTL-560-B

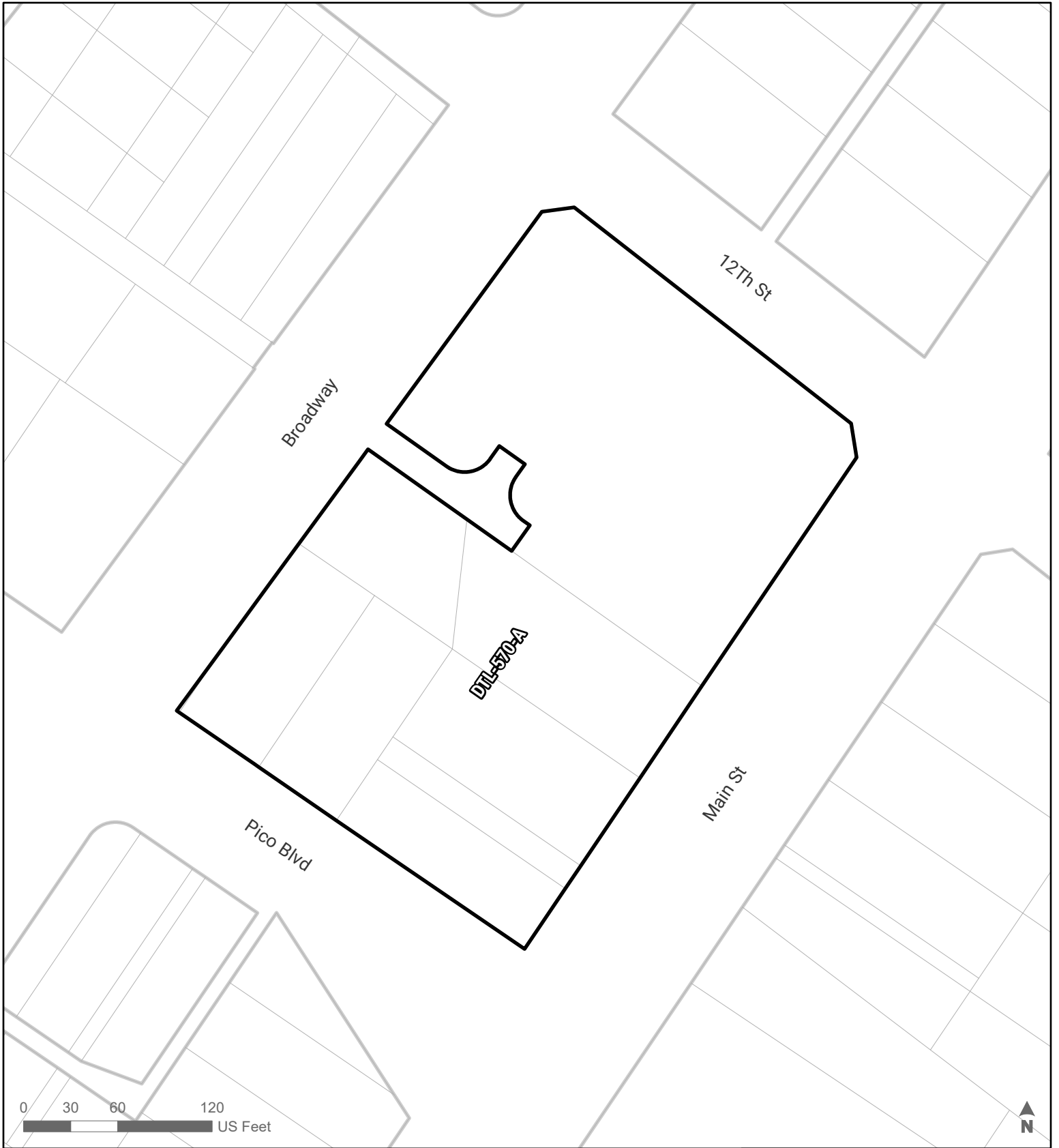
 Building Line Removal

Section:


**560**

CPC-1994-0213-CPU

**Downtown  
Community Plan Area**



ZONING MAP AMENDMENTS  
**SUBAREAS**  
DTL-570-A

 Building Line Removal

Section:

**570**

CPC-1994-0213-CPU


**Downtown  
Community Plan Area**



ZONING MAP AMENDMENTS

**SUBAREAS**

DTL-580-A, DTL-580-B

 Building Line Removal

Section:

**580**

CPC-1994-0213-CPU


**Downtown  
Community Plan Area**



ZONING MAP AMENDMENTS

**SUBAREAS**

DTL-590-A, DTL-590-B

 Building Line Removal

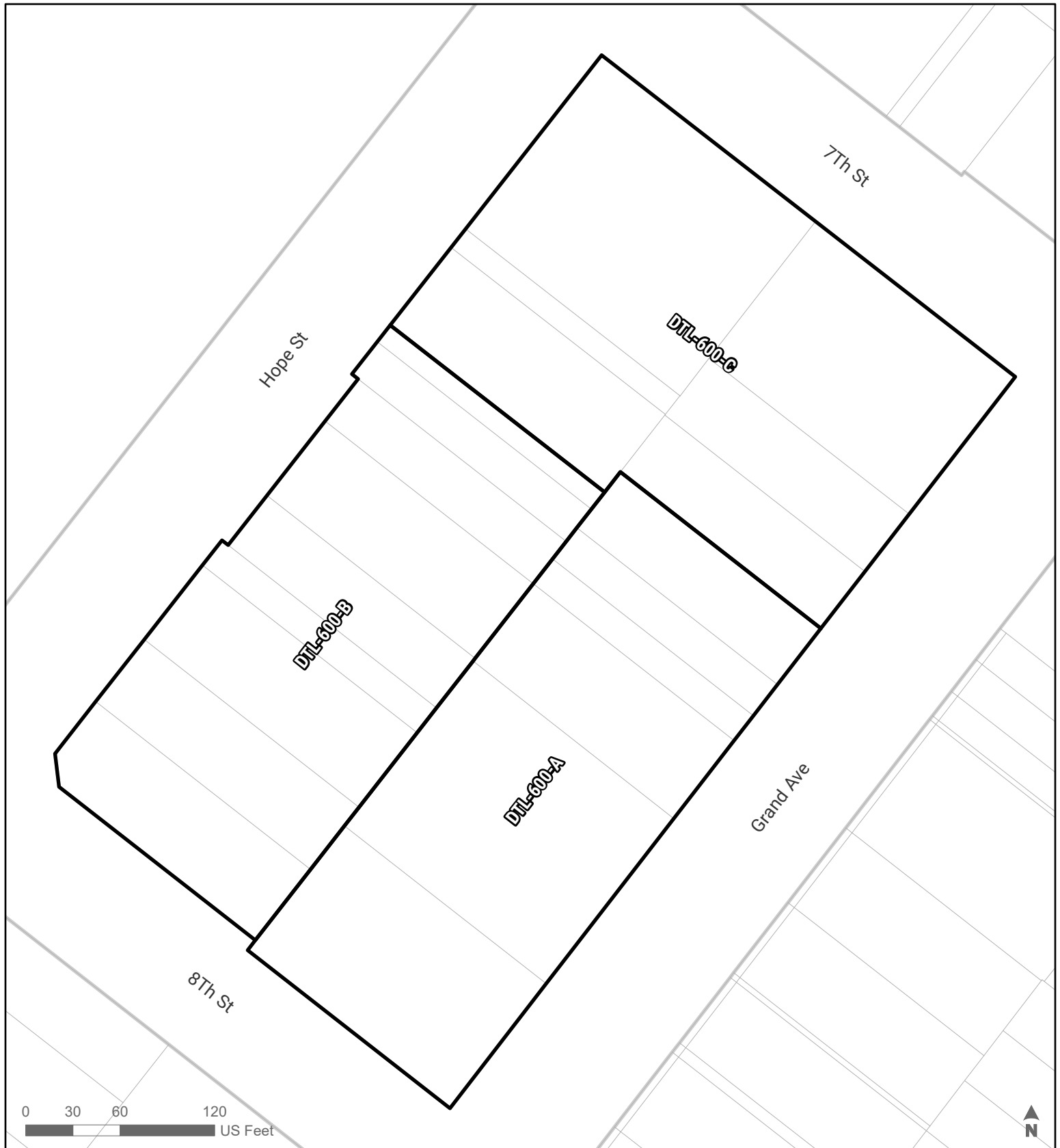
Section:

**590**

CPC-1994-0213-CPU

**Downtown  
Community Plan Area**






ZONING MAP AMENDMENTS  
**SUBAREAS**  
 DTL-600-A, DTL-600-B, DTL-600-C

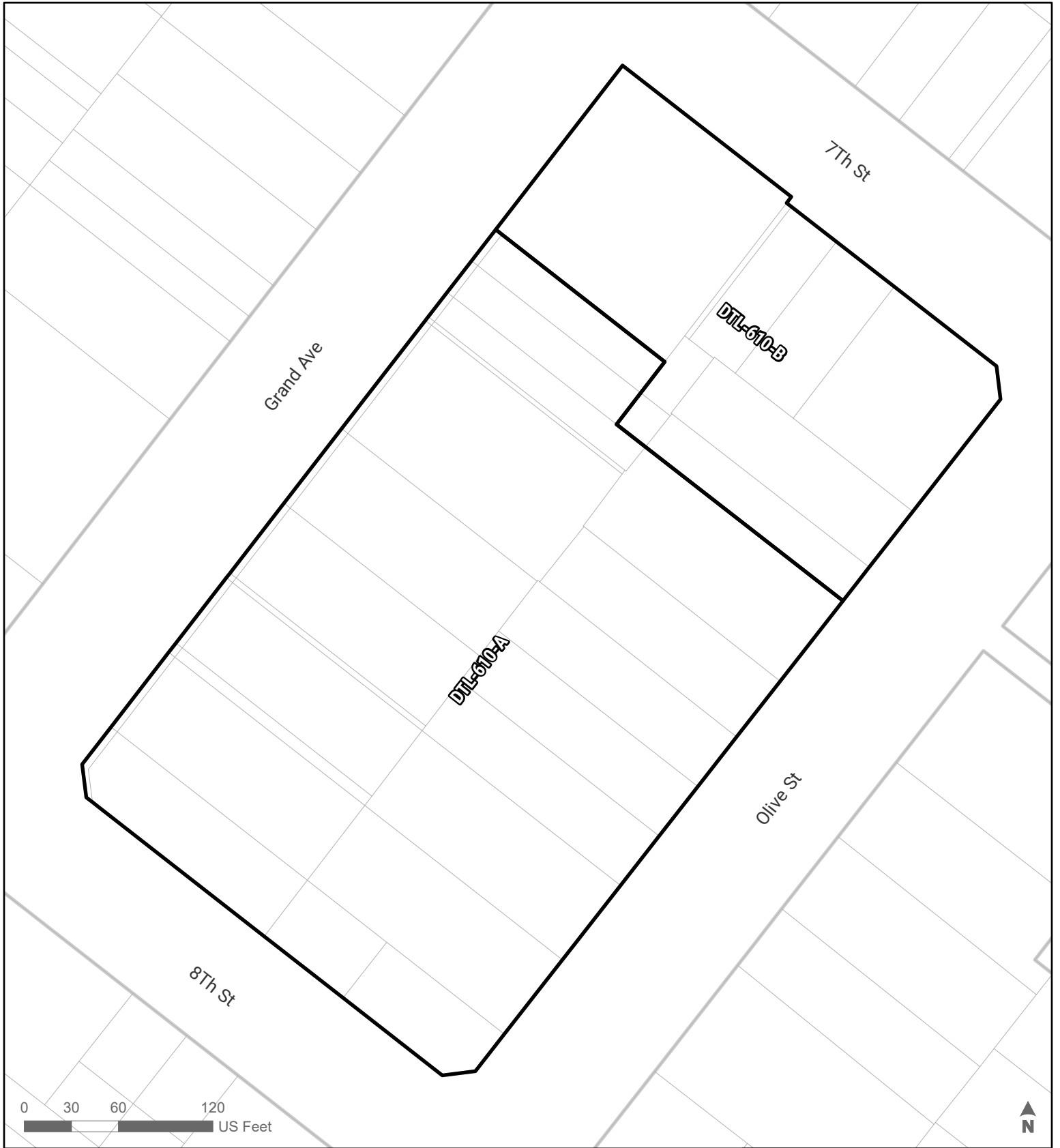
Section:

**600**

CPC-1994-0213-CPU

**Downtown  
 Community Plan Area**


 Building Line Removal



ZONING MAP AMENDMENTS

**SUBAREAS**

DTL-610-A, DTL-610-B

 Building Line Removal

Section:

**610**

CPC-1994-0213-CPU


**Downtown  
Community Plan Area**



ZONING MAP AMENDMENTS

**SUBAREAS**

DTL-620-A, DTL-620-B

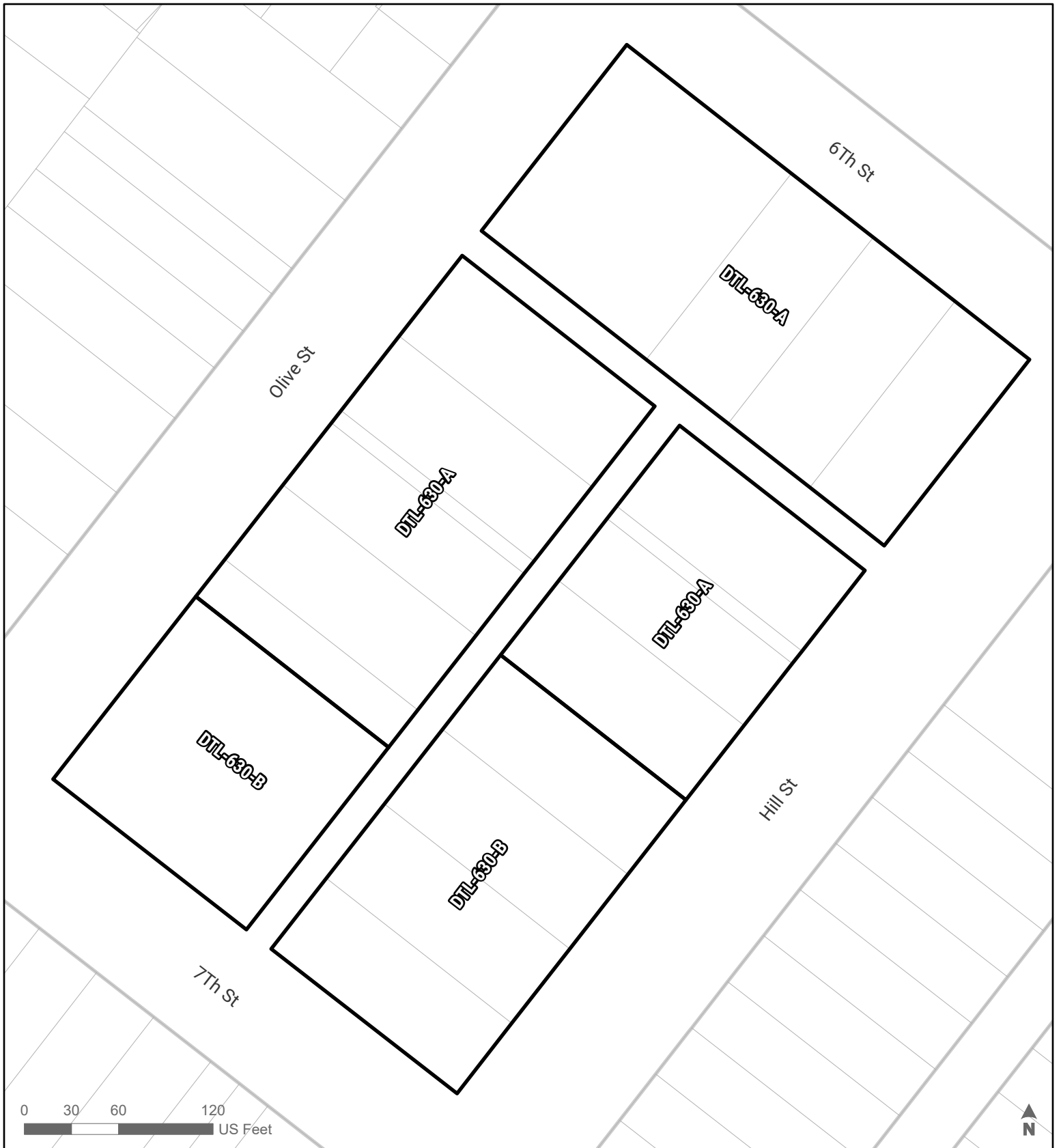
 Building Line Removal

Section:

**620**

CPC-1994-0213-CPU


**Downtown  
Community Plan Area**



ZONING MAP AMENDMENTS

**SUBAREAS**

DTL-630-A, DTL-630-B

 Building Line Removal

Section:


**630**

CPC-1994-0213-CPU

**Downtown  
Community Plan Area**



ZONING MAP AMENDMENTS  
**SUBAREAS**  
 DTL-640-A, DTL-640-B

 Building Line Removal

Section:

**640**

CPC-1994-0213-CPU


**Downtown  
 Community Plan Area**



ZONING MAP AMENDMENTS

**SUBAREAS**

DTL-650-A, DTL-650-B, DTL-650-C, DTL-650-D

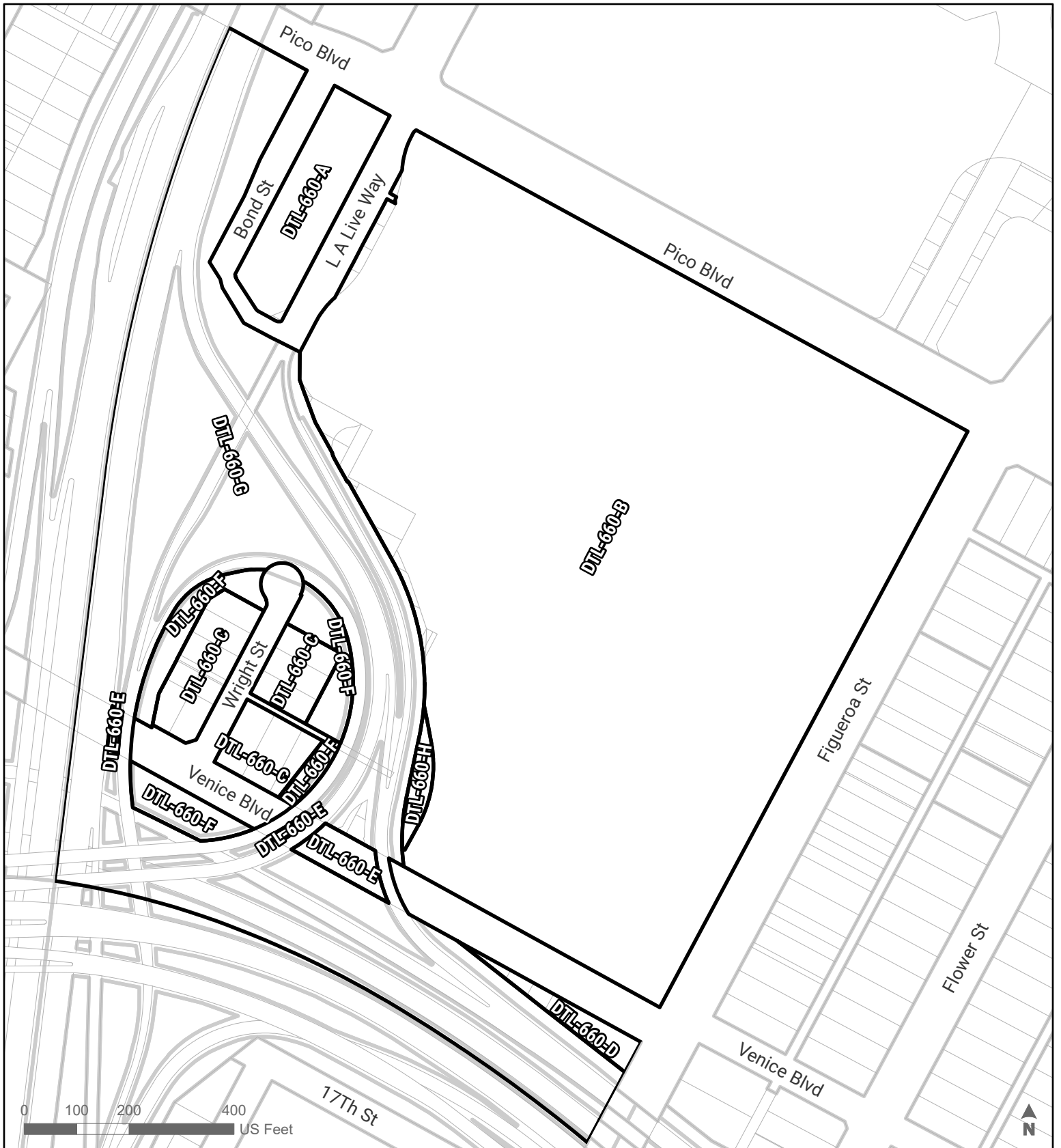
 Building Line Removal

Section:

**650**

CPC-1994-0213-CPU


**Downtown  
Community Plan Area**



ZONING MAP AMENDMENTS

**SUBAREAS**

DTL-660-A, DTL-660-B, DTL-660-C, DTL-660-D, DTL-660-E, DTL-660-F, DTL-660-G,  
DTL-660-H, DTL-770-C, DTL-770-D

 Building Line Removal

Section:

**660**

CPC-1994-0213-CPU


**Downtown  
Community Plan Area**



ZONING MAP AMENDMENTS

**SUBAREAS**

DTL-670-A, DTL-670-B, DTL-670-C

 Building Line Removal

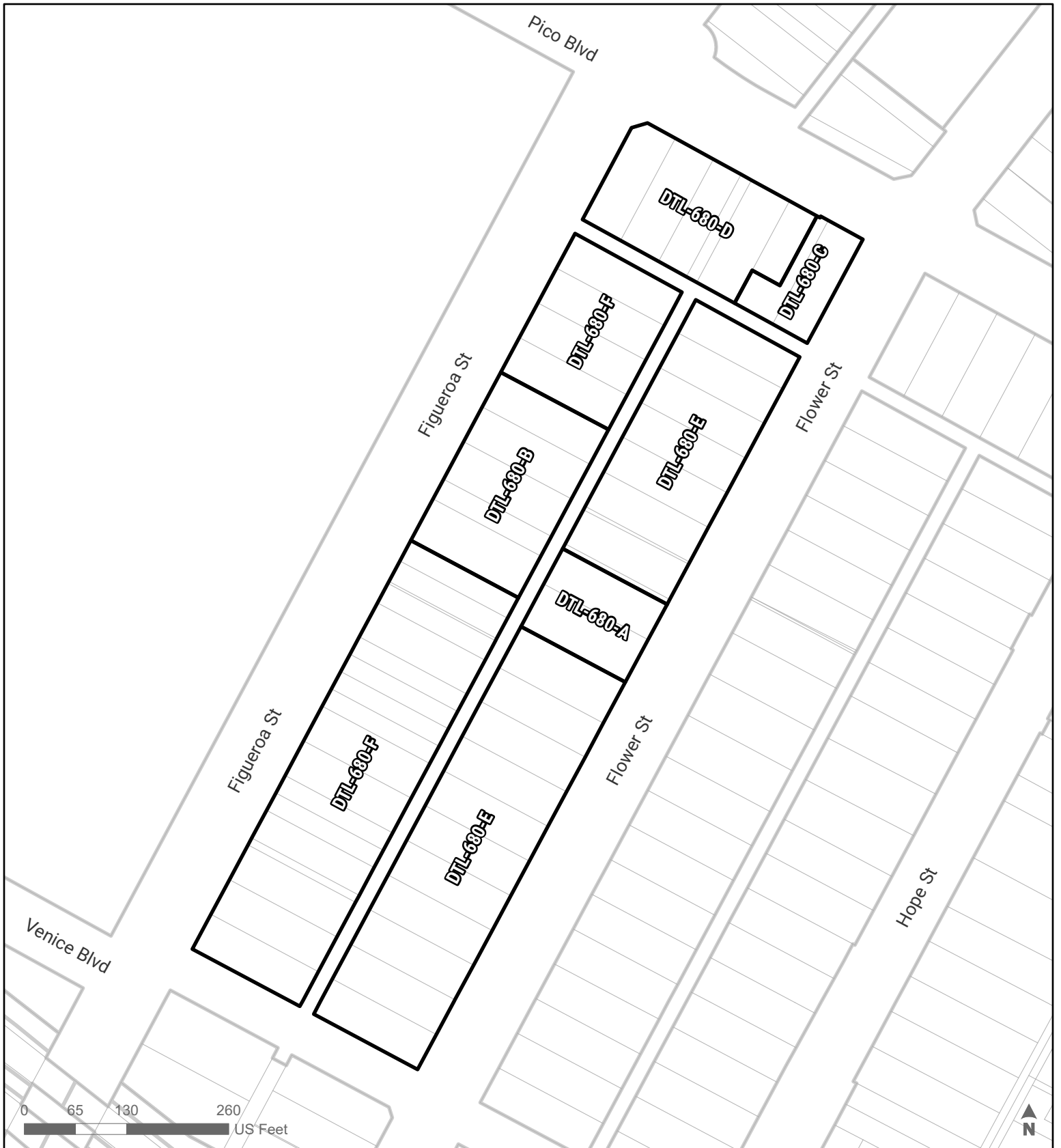
Section:

**670**

CPC-1994-0213-CPU

**Downtown  
Community Plan Area**






ZONING MAP AMENDMENTS

**SUBAREAS**

DTL-680-A, DTL-680-B, DTL-680-C, DTL-680-D, DTL-680-E, DTL-680-F

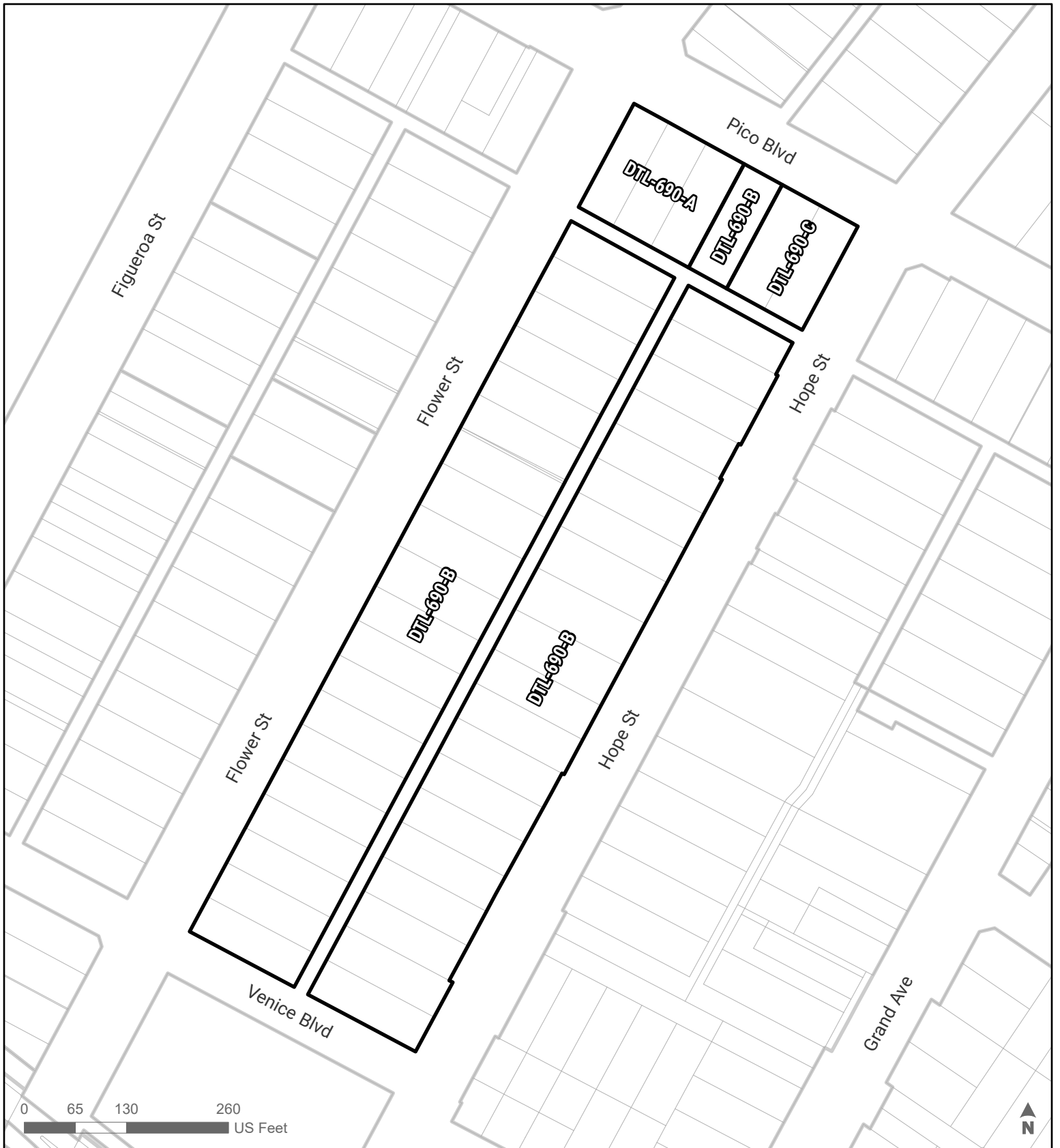
 Building Line Removal

Section:

**680**

CPC-1994-0213-CPU


**Downtown  
Community Plan Area**



ZONING MAP AMENDMENTS

**SUBAREAS**

DTL-690-A, DTL-690-B, DTL-690-C

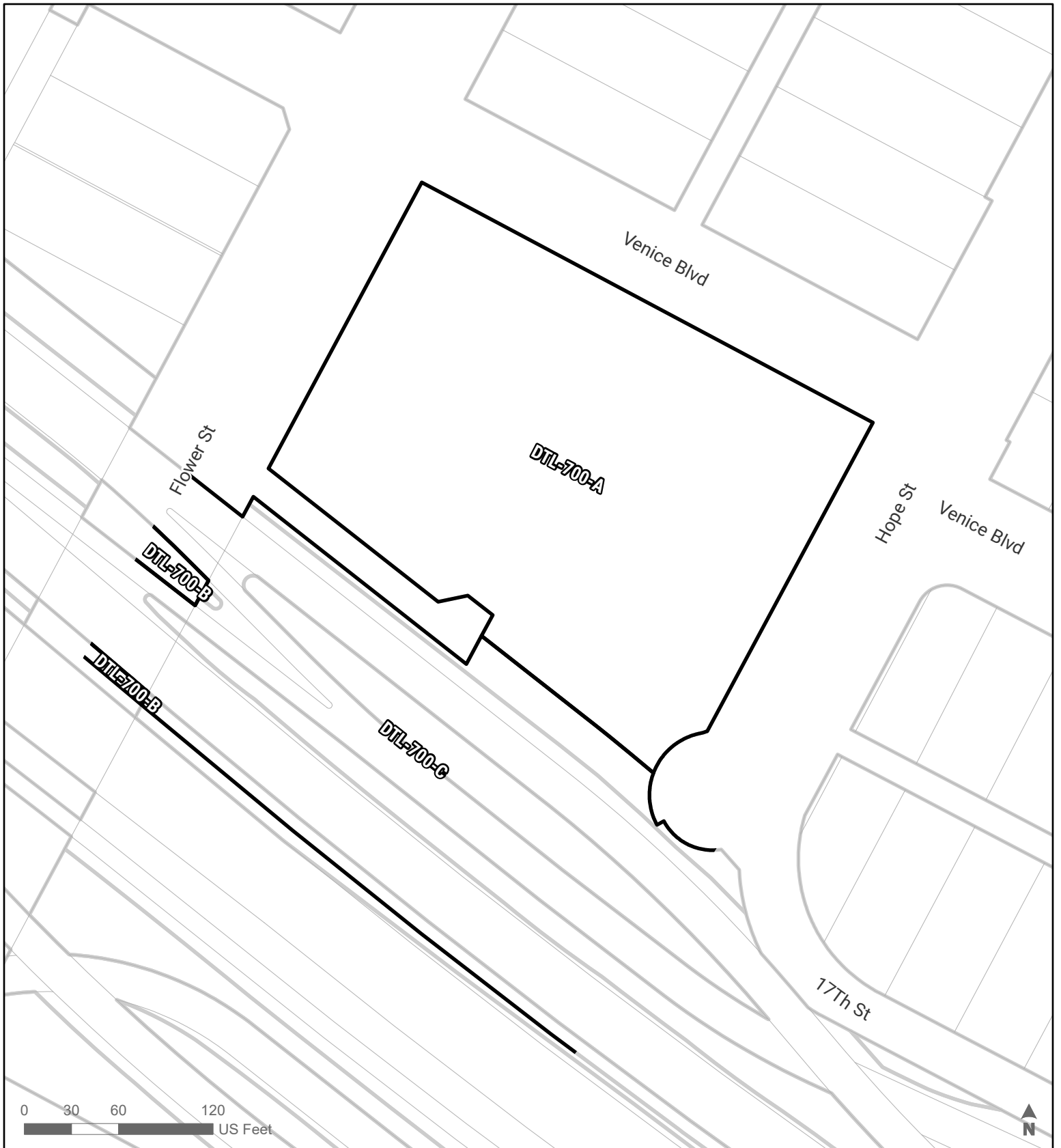
 Building Line Removal

Section:

**690**

CPC-1994-0213-CPU


**Downtown  
Community Plan Area**



ZONING MAP AMENDMENTS

**SUBAREAS**

DTL-700-A, DTL-700-B, DTL-700-C

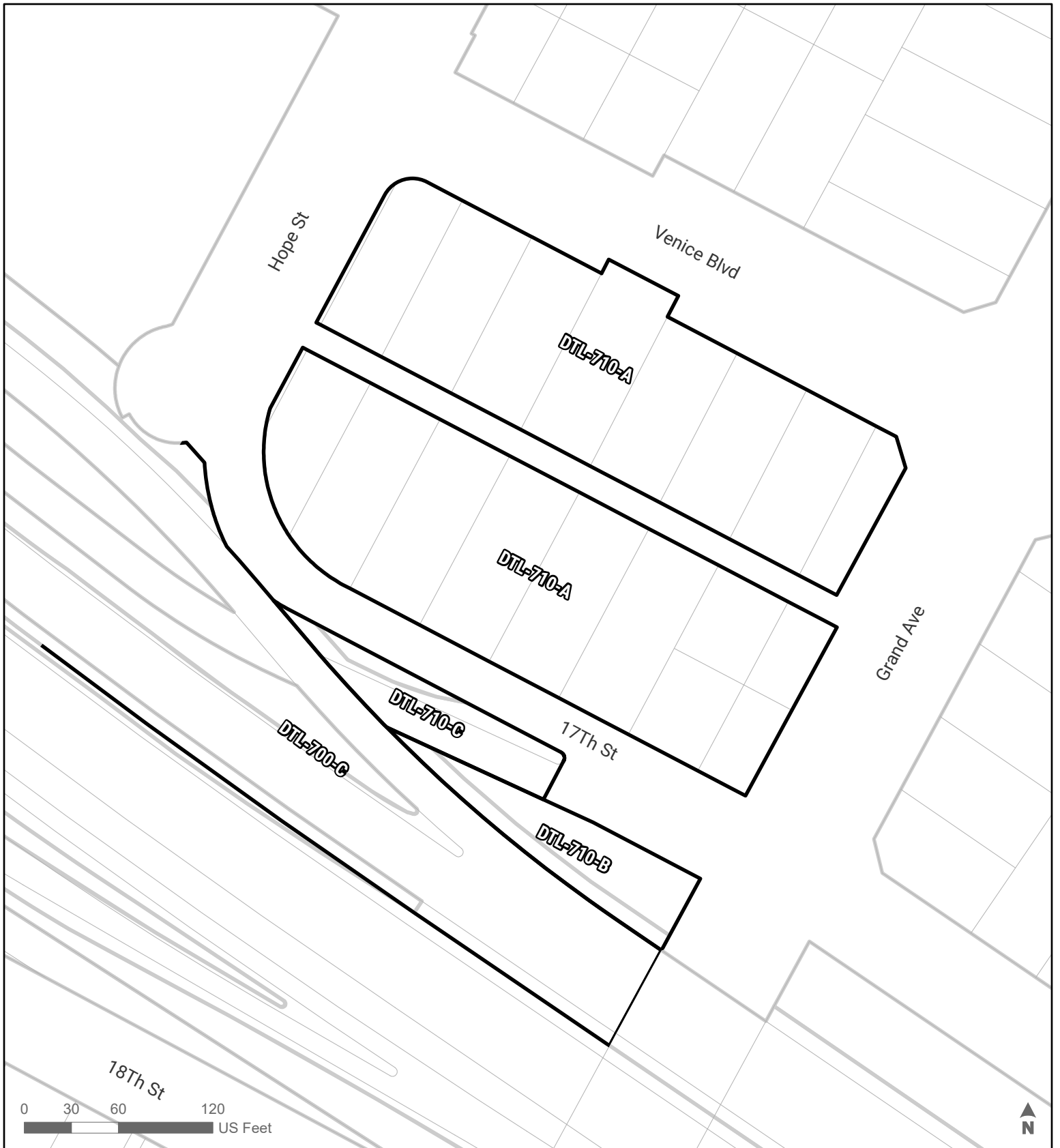
 Building Line Removal

Section:

**700**

CPC-1994-0213-CPU


**Downtown  
Community Plan Area**



ZONING MAP AMENDMENTS

**SUBAREAS**

DTL-700-C, DTL-710-A, DTL-710-B, DTL-710-C

 Building Line Removal

Section:

**710**

CPC-1994-0213-CPU


**Downtown  
Community Plan Area**



ZONING MAP AMENDMENTS

**SUBAREAS**

DTL-720-A, DTL-720-B, DTL-720-C

 Building Line Removal

Section:

**720**

CPC-1994-0213-CPU


**Downtown  
Community Plan Area**



ZONING MAP AMENDMENTS

**SUBAREAS**

DTL-730-A, DTL-730-B, DTL-730-C

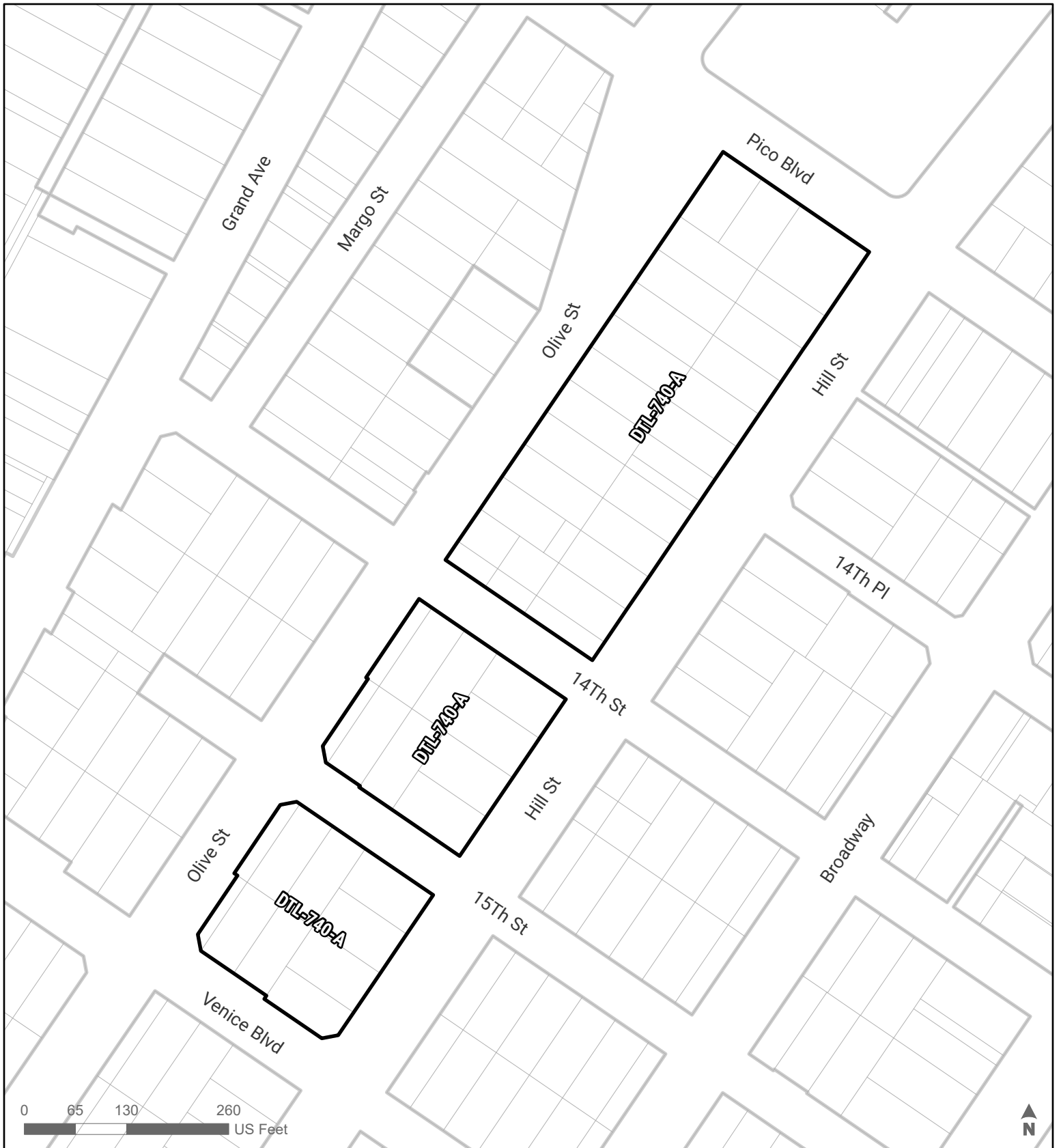
 Building Line Removal

Section:

**730**

CPC-1994-0213-CPU

**Downtown  
Community Plan Area**



ZONING MAP AMENDMENTS  
**SUBAREAS**  
 DTL-740-A

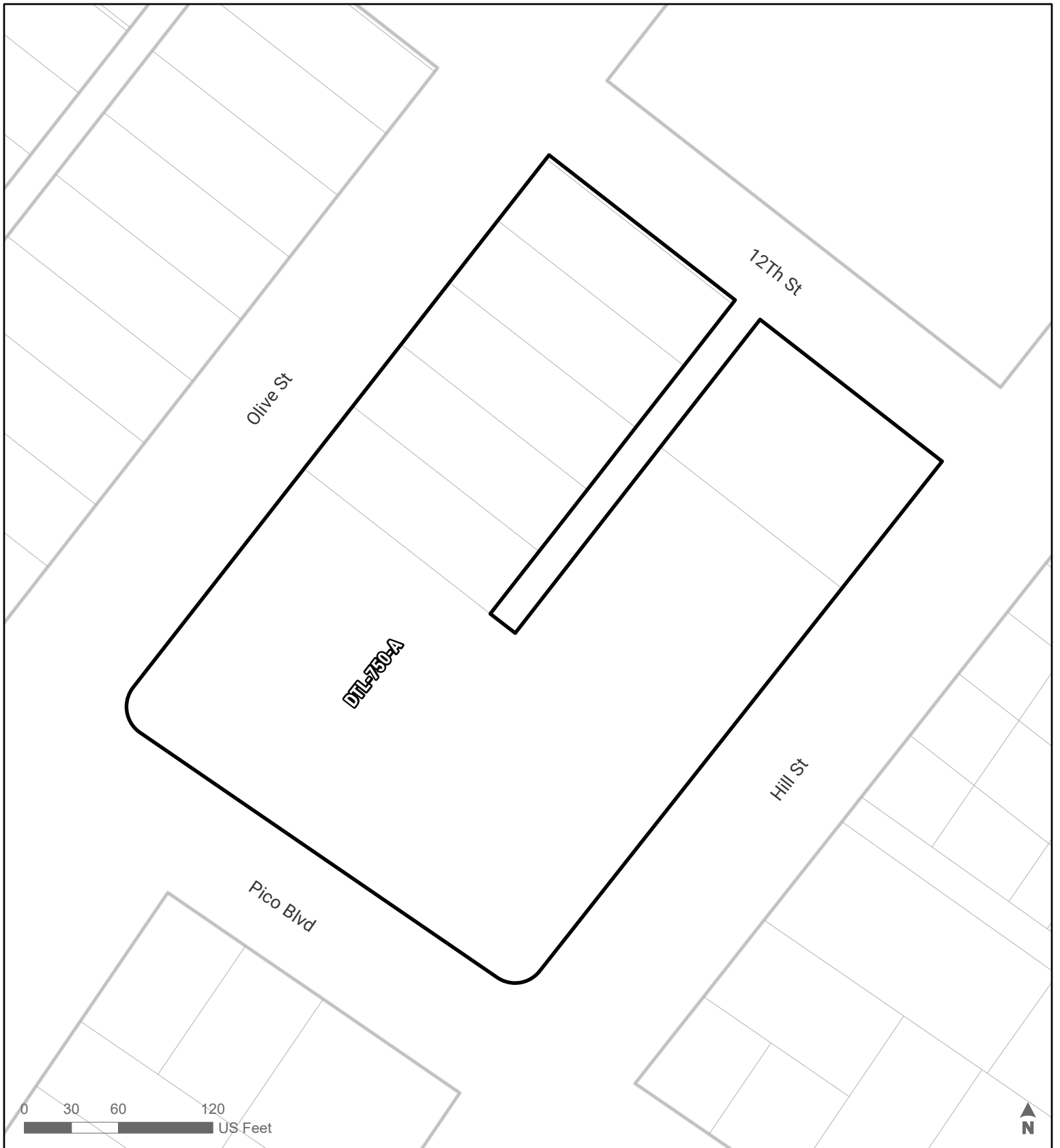
 Building Line Removal

Section:


**740**

CPC-1994-0213-CPU

**Downtown  
 Community Plan Area**



ZONING MAP AMENDMENTS  
**SUBAREAS**  
 DTL-750-A

 Building Line Removal

Section:

**750**

CPC-1994-0213-CPU

**Downtown  
 Community Plan Area**





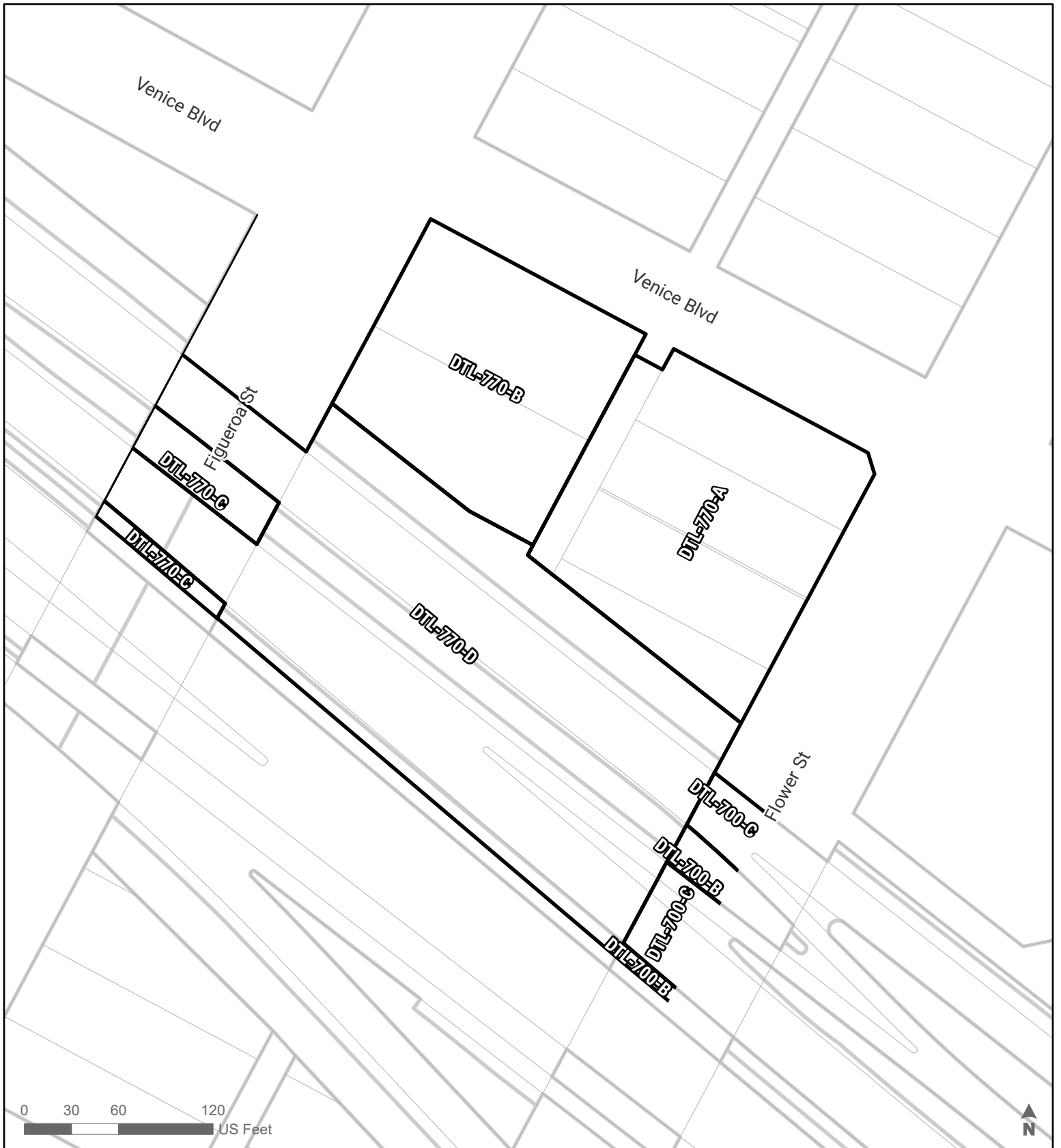
ZONING MAP AMENDMENTS  
**SUBAREAS**  
 DTL-760-A

 Building Line Removal

Data Sources: Department of City Planning, Bureau of Engineering

TL / MAR2021


Section:  
**760**  
 CPC-1994-0213-CPU  
**Downtown  
 Community Plan Area**



ZONING MAP AMENDMENTS

**SUBAREAS**

DTL-660-D, DTL-660-G, DTL-700-B, DTL-700-C, DTL-770-A, DTL-770-B, DTL-770-C, DTL-770-D

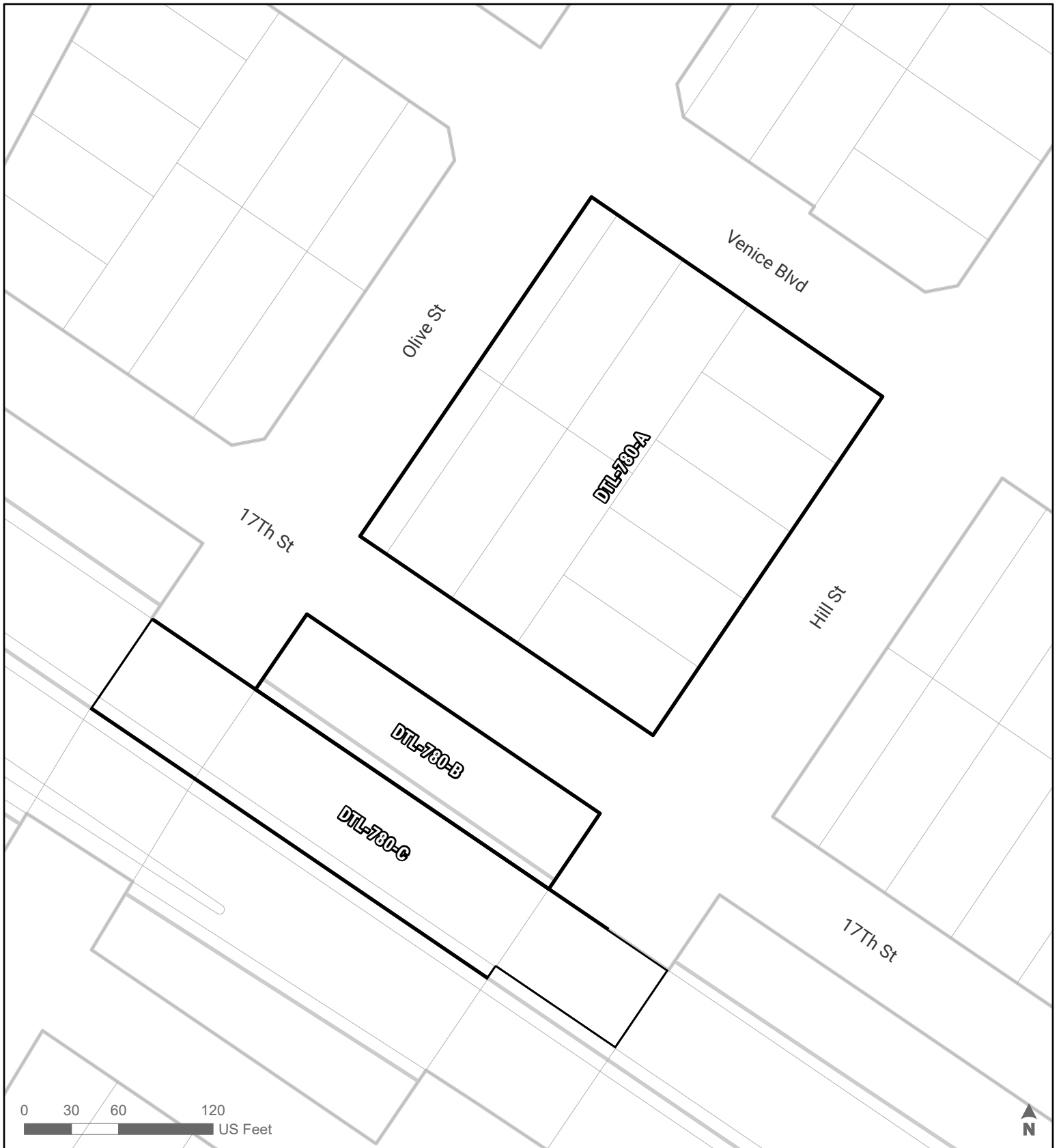
 Building Line Removal

Section:

**770**

CPC-1994-0213-CPU


**Downtown  
Community Plan Area**



ZONING MAP AMENDMENTS

**SUBAREAS**

DTL-780-A, DTL-780-B, DTL-780-C, DTL-790-C, DTL-830-B, DTL-830-C

 Building Line Removal

Section:

**780**

CPC-1994-0213-CPU

**Downtown  
Community Plan Area**



ZONING MAP AMENDMENTS

**SUBAREAS**

DTL-780-C, DTL-790-A, DTL-790-B, DTL-790-C, DTL-800-C

 Building Line Removal

Data Sources: Department of City Planning, Bureau of Engineering

TL / MAR2021

Section:

**790**

CPC-1994-0213-CPU


**Downtown  
Community Plan Area**



ZONING MAP AMENDMENTS

**SUBAREAS**

DTL-790-C, DTL-800-A, DTL-800-B, DTL-800-C, DTL-840-C

 Building Line Removal

Section:

**800**

CPC-1994-0213-CPU


**Downtown  
Community Plan Area**



ZONING MAP AMENDMENTS

**SUBAREAS**

DTL-810-A, DTL-810-B

 Building Line Removal

Section:

**810**

CPC-1994-0213-CPU


**Downtown  
Community Plan Area**



ZONING MAP AMENDMENTS

**SUBAREAS**

DTL-820-A, DTL-820-B

 Building Line Removal

Section:

**820**

CPC-1994-0213-CPU


**Downtown  
Community Plan Area**



ZONING MAP AMENDMENTS

**SUBAREAS**

DTL-700-C, DTL-780-C, DTL-830-A, DTL-830-B, DTL-830-C

 Building Line Removal

Section:

**830**

CPC-1994-0213-CPU

**Downtown  
Community Plan Area**






ZONING MAP AMENDMENTS

**SUBAREAS**

DTL-400-E, DTL-800-C, DTL-840-A, DTL-840-B, DTL-840-C

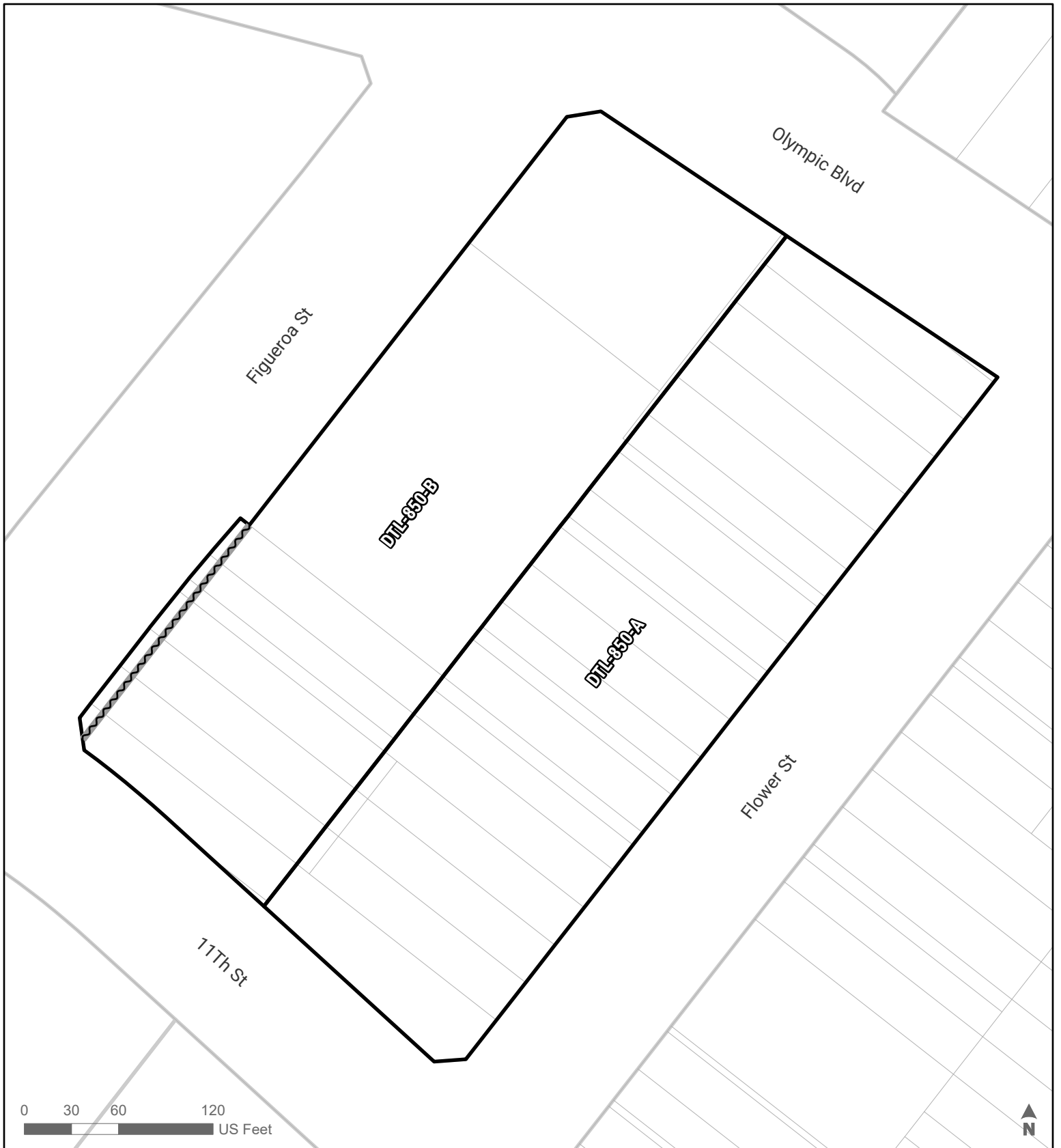
 Building Line Removal

Section:

**840**

CPC-1994-0213-CPU


**Downtown  
Community Plan Area**



ZONING MAP AMENDMENTS

**SUBAREAS**

DTL-850-A, DTL-850-B

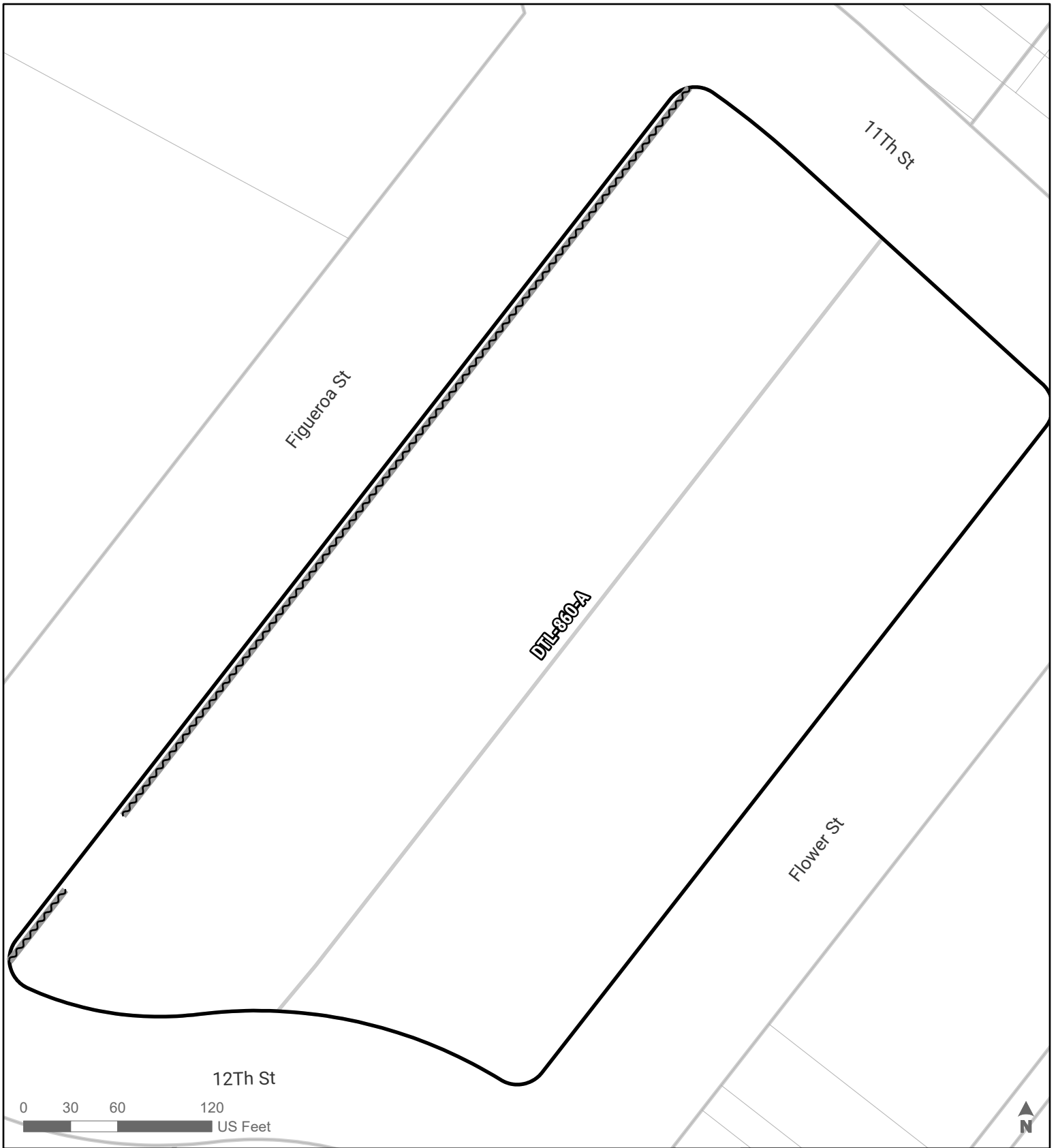
 Building Line Removal

Section:


**850**

CPC-1994-0213-CPU

**Downtown  
Community Plan Area**



ZONING MAP AMENDMENTS  
**SUBAREAS**  
 DTL-860-A

 Building Line Removal

Section:

**860**

CPC-1994-0213-CPU

**Downtown  
 Community Plan Area**




ZONING MAP AMENDMENTS  
**SUBAREAS**  
 DTL-870-A, DTL-870-B

Section:

**870**

CPC-1994-0213-CPU

**Downtown  
 Community Plan Area**

 Building Line Removal




ZONING MAP AMENDMENTS  
**SUBAREAS**  
 DTL-880-A, DTL-880-B

Section:

**880**

CPC-1994-0213-CPU

**Downtown  
 Community Plan Area**


 Building Line Removal



ZONING MAP AMENDMENTS

**SUBAREAS**

DTL-890-A, DTL-890-B

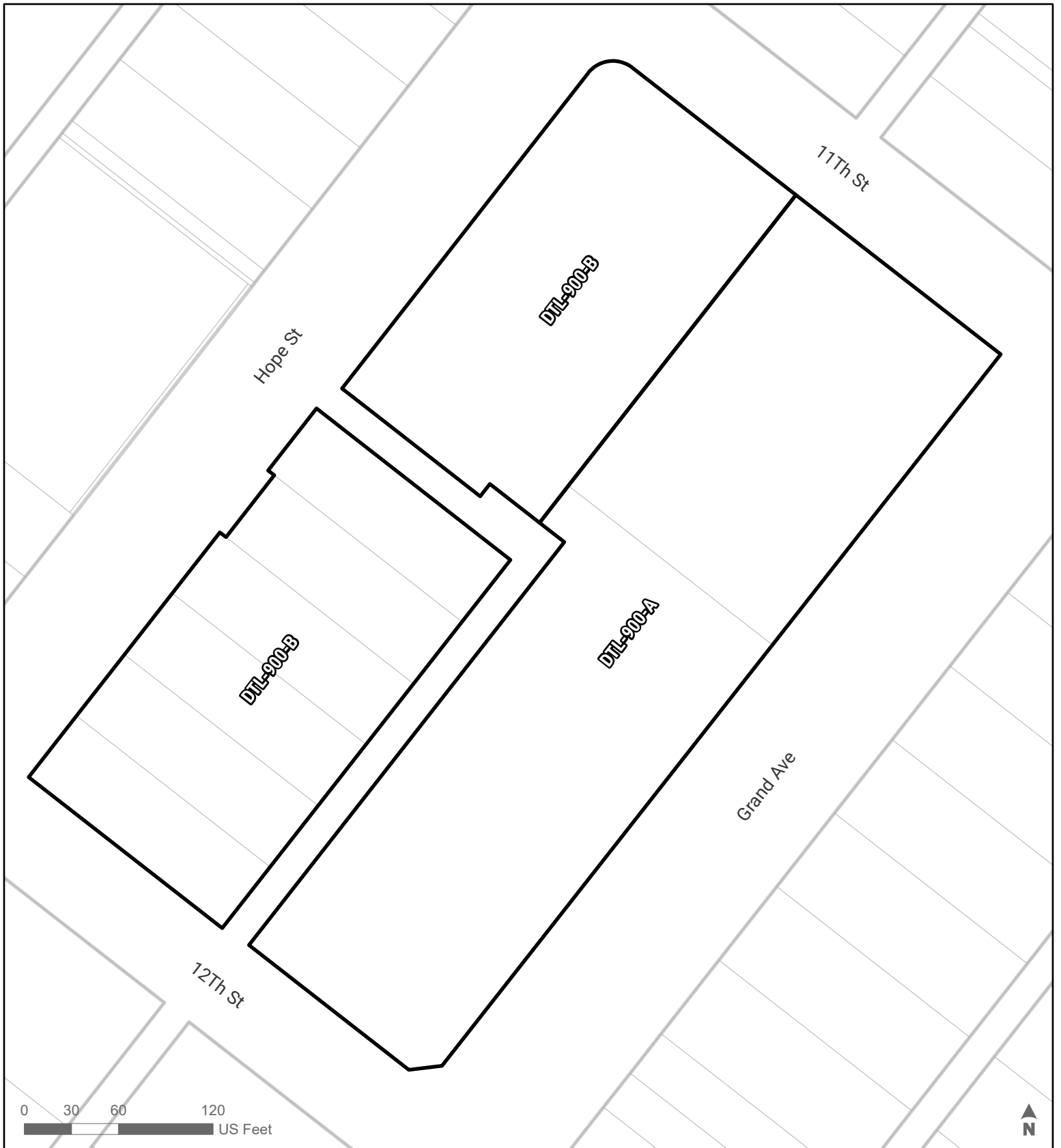
 Building Line Removal

Section:

**890**

CPC-1994-0213-CPU


**Downtown  
Community Plan Area**



ZONING MAP AMENDMENTS

**SUBAREAS**

DTL-900-A, DTL-900-B

 Building Line Removal

Section:

**900**

CPC-1994-0213-CPU

**Downtown  
Community Plan Area**



ZONING MAP AMENDMENTS

**SUBAREAS**

DTL-910-A, DTL-910-B

 Building Line Removal

Data Sources: Department of City Planning, Bureau of Engineering

TL / MAR2021

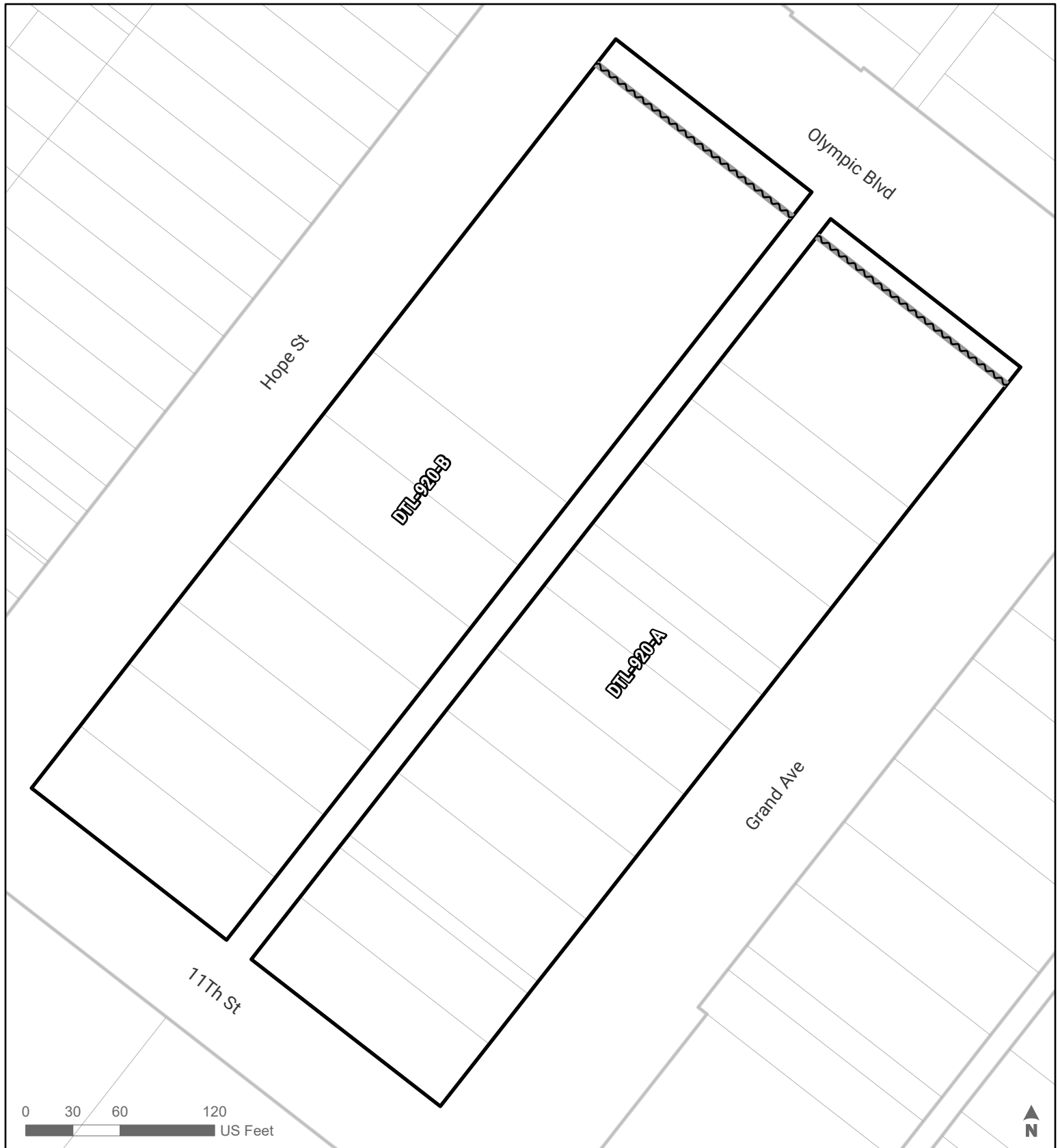
Section:

**910**

CPC-1994-0213-CPU

**Downtown  
Community Plan Area**






ZONING MAP AMENDMENTS  
**SUBAREAS**  
 DTL-920-A, DTL-920-B

Section:

**920**

CPC-1994-0213-CPU

**Downtown  
 Community Plan Area**


 Building Line Removal



ZONING MAP AMENDMENTS

**SUBAREAS**

DTL-930-A, DTL-930-B, DTL-930-C

 Building Line Removal

Section:

**930**

CPC-1994-0213-CPU


**Downtown  
Community Plan Area**



ZONING MAP AMENDMENTS

**SUBAREAS**

DTL-940-A, DTL-940-B

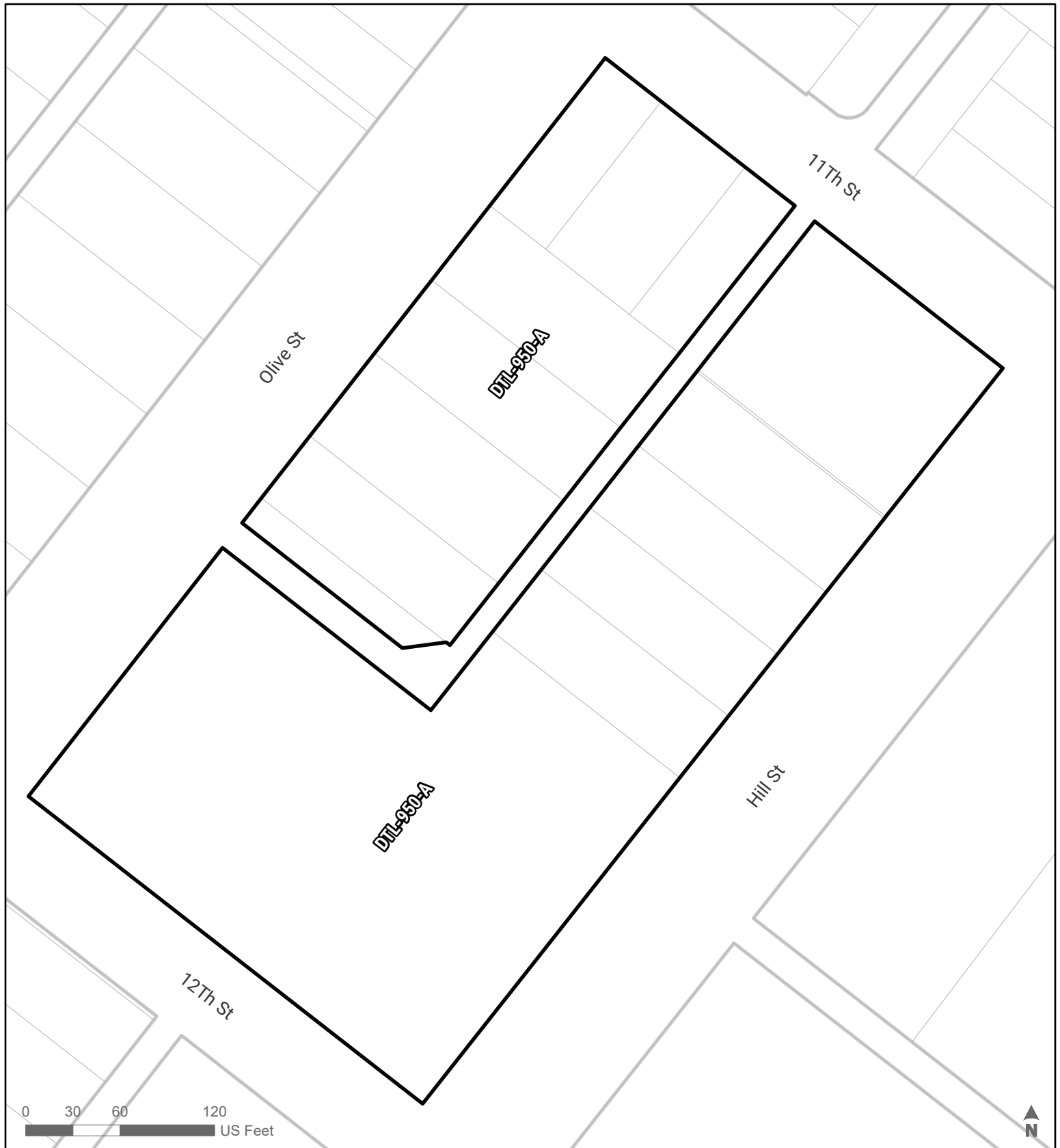
 Building Line Removal

Section:


**940**

CPC-1994-0213-CPU

**Downtown  
Community Plan Area**



ZONING MAP AMENDMENTS  
**SUBAREAS**  
 DTL-950-A

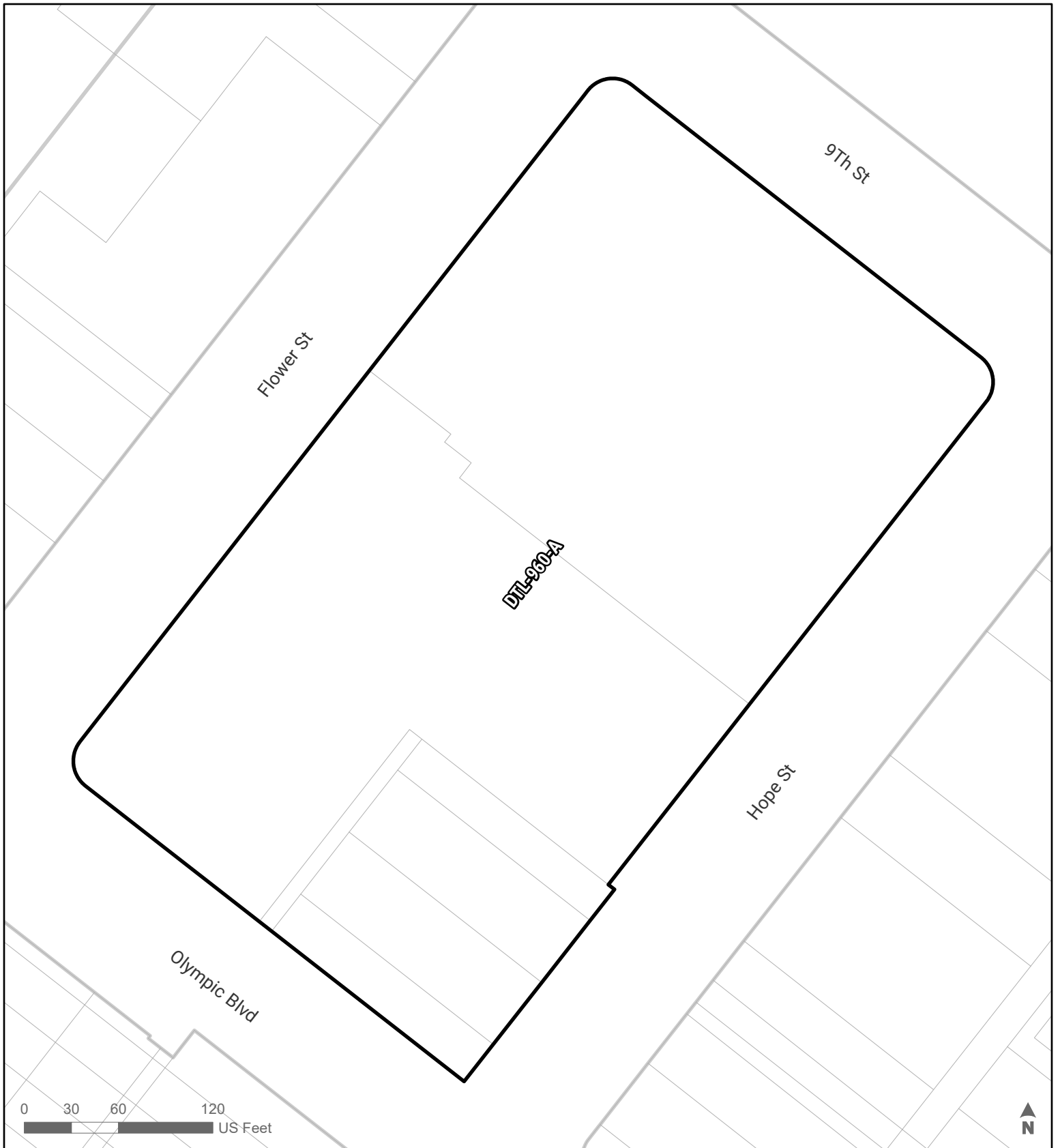
 Building Line Removal

Section:

**950**

CPC-1994-0213-CPU

**Downtown  
 Community Plan Area**



ZONING MAP AMENDMENTS  
**SUBAREAS**  
 DTL-960-A

 Building Line Removal

Section:

**960**

CPC-1994-0213-CPU


**Downtown  
 Community Plan Area**



ZONING MAP AMENDMENTS

**SUBAREAS**

DTL-310-E, DTL-970-A, DTL-970-B, DTL-990-B, DTL-990-C

 Building Line Removal

Section:


**970**

CPC-1994-0213-CPU

**Downtown  
Community Plan Area**



ZONING MAP AMENDMENTS  
**SUBAREAS**  
 DTL-980-A

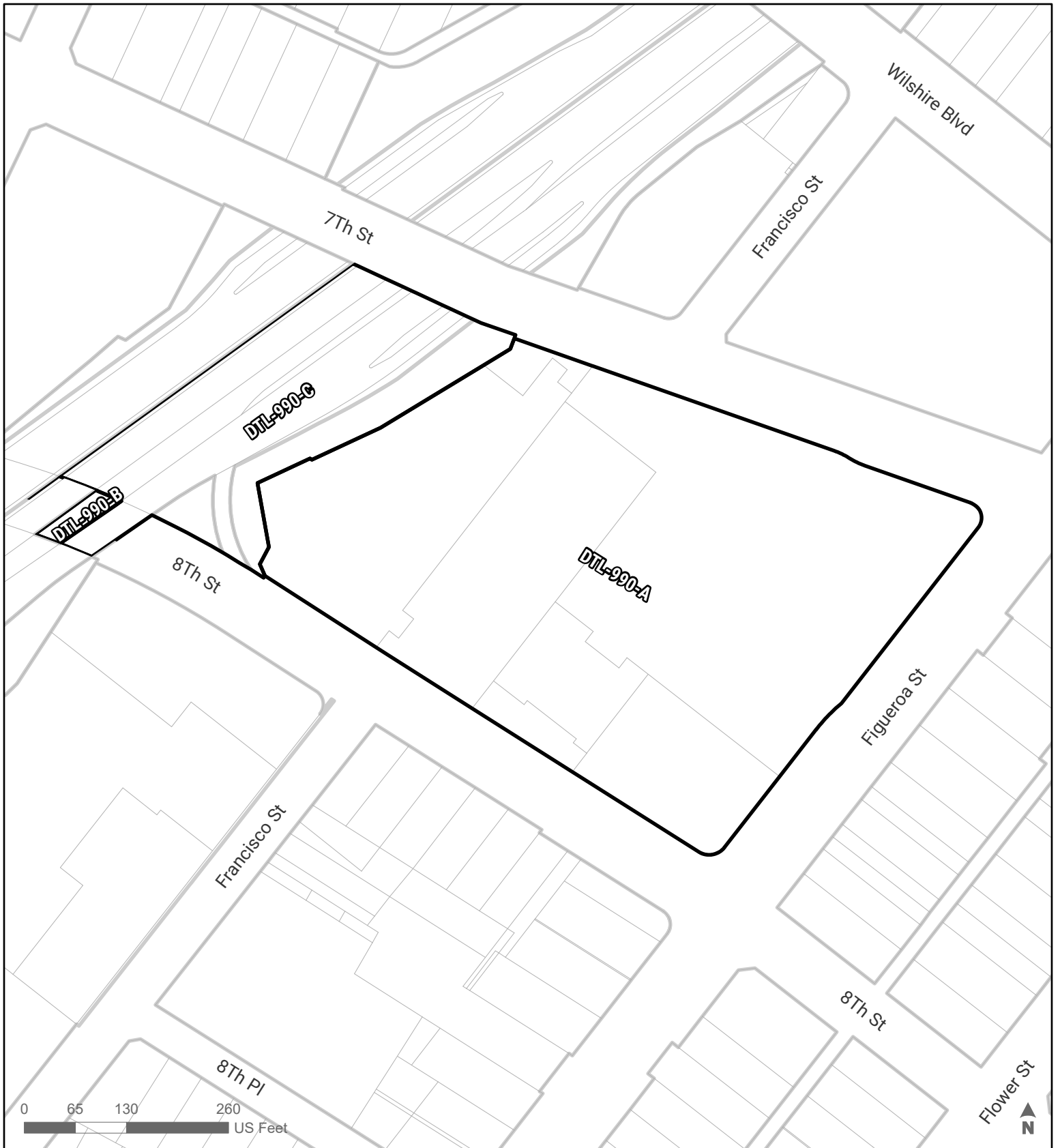
 Building Line Removal

Section:

**980**

CPC-1994-0213-CPU


**Downtown  
 Community Plan Area**



ZONING MAP AMENDMENTS

**SUBAREAS**

DTL-970-B, DTL-990-A, DTL-990-B, DTL-990-C

 Building Line Removal

Section:

**990**

CPC-1994-0213-CPU

**Downtown  
Community Plan Area**






ZONING MAP AMENDMENTS

**SUBAREAS**

DTL-130-L, DTL-1000-A, DTL-1000-B, DTL-1000-C, DTL-1000-D, DTL-1000-E,  
DTL-1000-F, DTL-1490-C, DTL-1500-D, DTL-1520-B

 Building Line Removal

Section:

**1000**

CPC-1994-0213-CPU


**Downtown  
Community Plan Area**



ZONING MAP AMENDMENTS

**SUBAREAS**

DTL-1010-A, DTL-1010-B, DTL-1010-C

 Building Line Removal

Data Sources: Department of City Planning, Bureau of Engineering

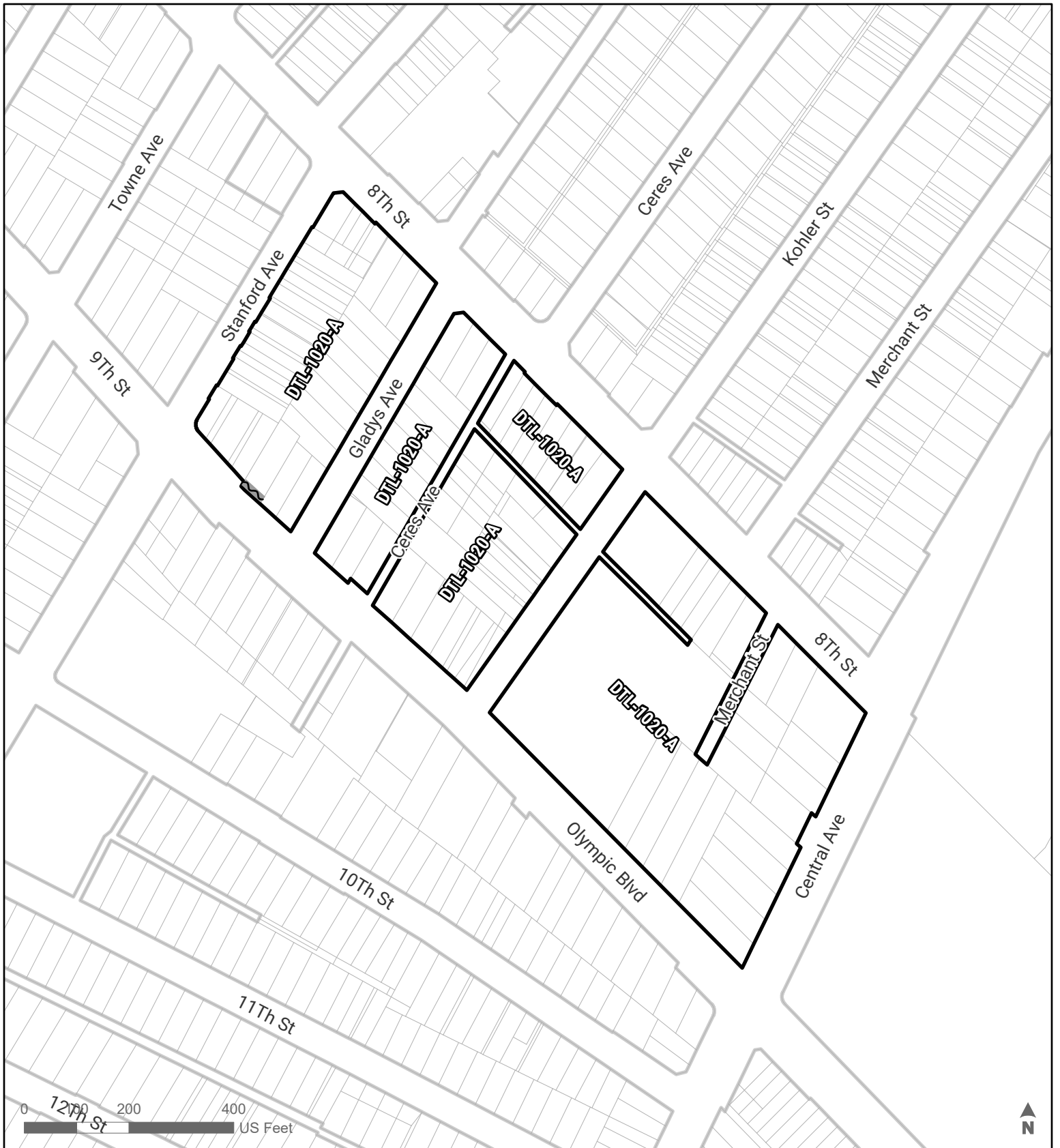
TL / MAR2021

Section:


**1010**

CPC-1994-0213-CPU

**Downtown  
Community Plan Area**



ZONING MAP AMENDMENTS  
**SUBAREAS**  
 DTL-1020-A

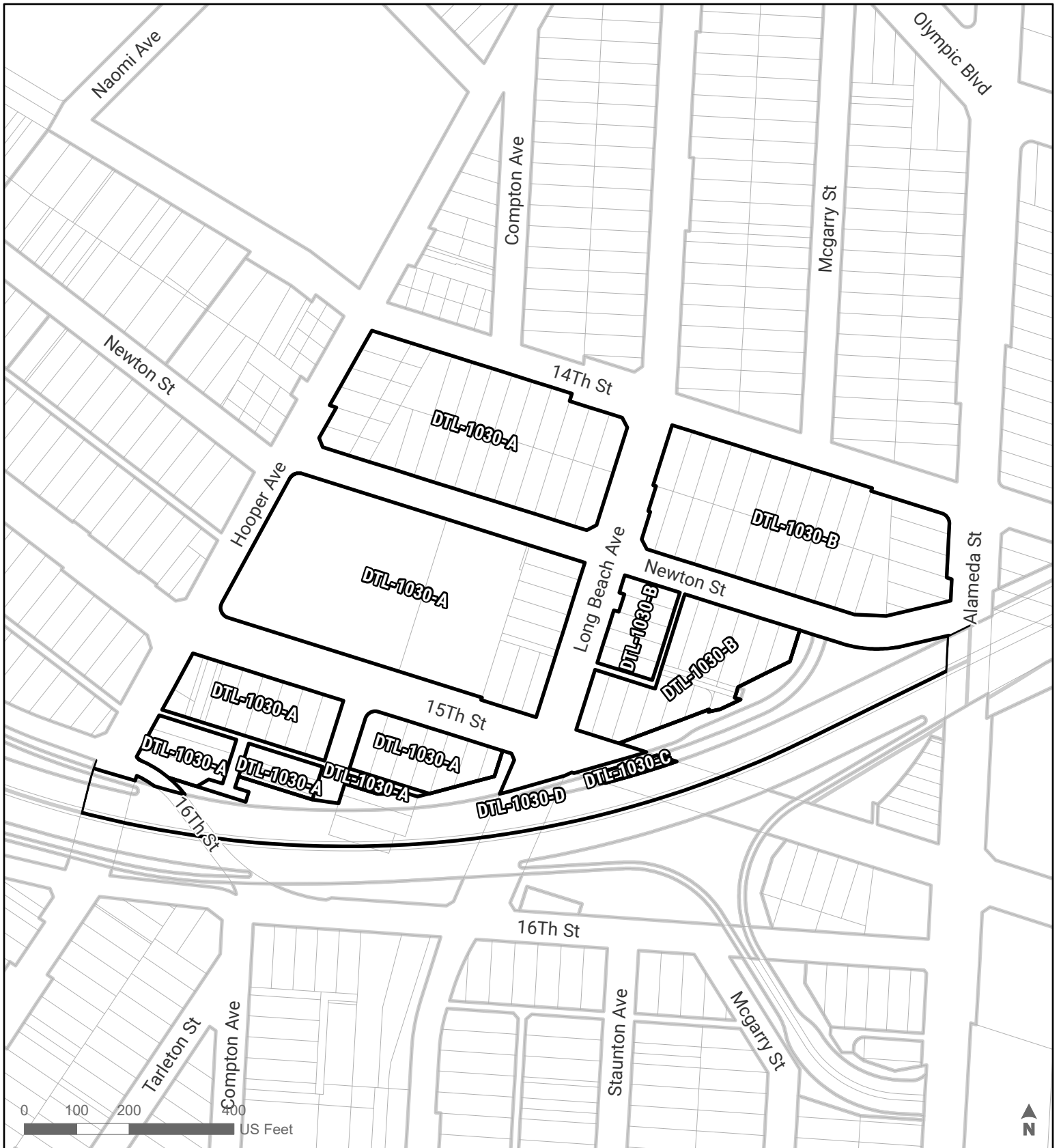
 Building Line Removal

Section:

**1020**

CPC-1994-0213-CPU


**Downtown  
 Community Plan Area**



ZONING MAP AMENDMENTS

**SUBAREAS**

DTL-1030-A, DTL-1030-B, DTL-1030-C, DTL-1030-D, DTL-1060-B, DTL-1490-C

 Building Line Removal

Section:


**1030**

CPC-1994-0213-CPU

**Downtown  
Community Plan Area**



ZONING MAP AMENDMENTS  
**SUBAREAS**  
 DTL-1040-A

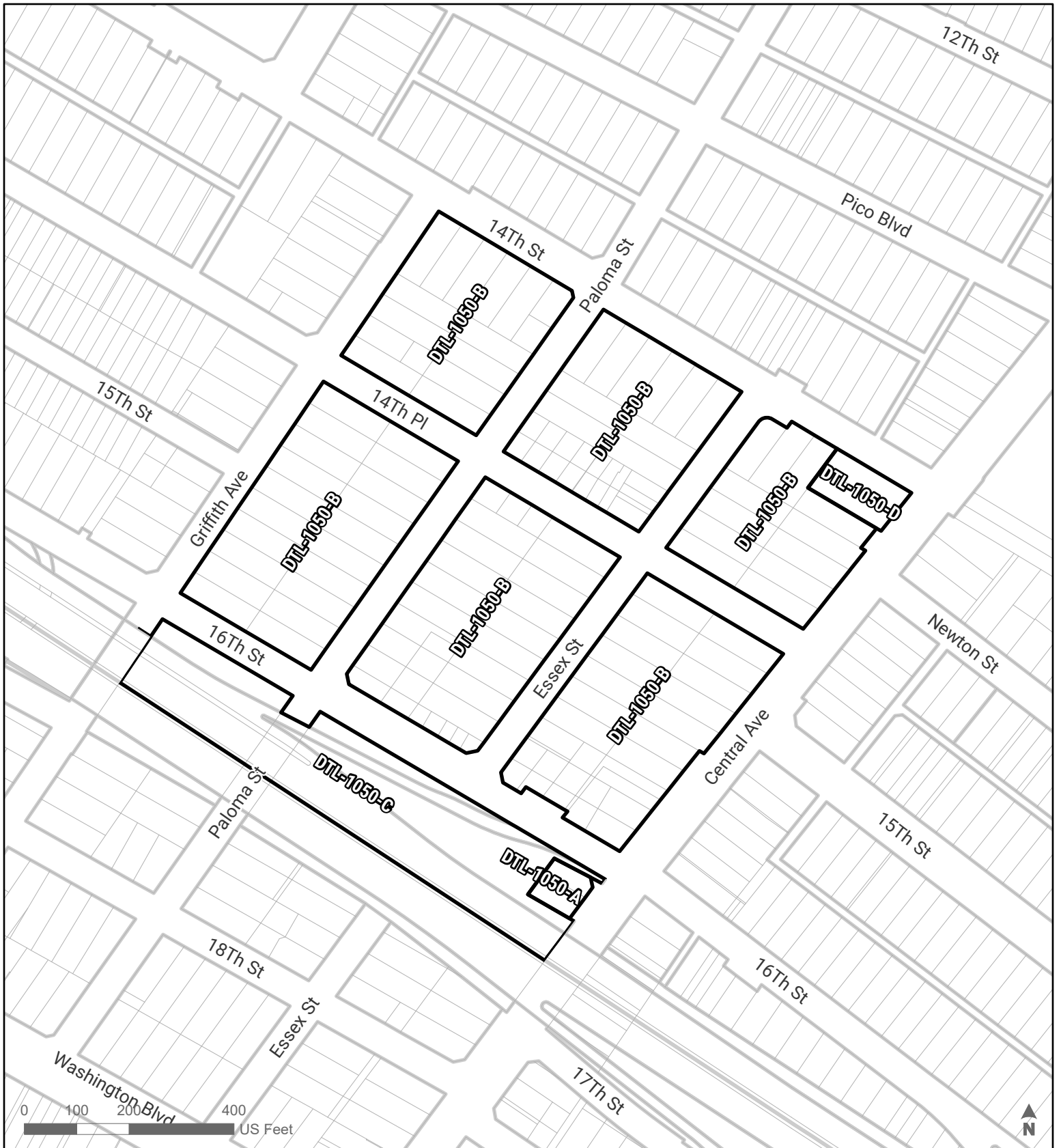
 Building Line Removal

Section:

**1040**

CPC-1994-0213-CPU


**Downtown  
 Community Plan Area**



ZONING MAP AMENDMENTS

**SUBAREAS**

DTL-1050-A, DTL-1050-B, DTL-1050-C, DTL-1050-D, DTL-1060-B, DTL-1100-F

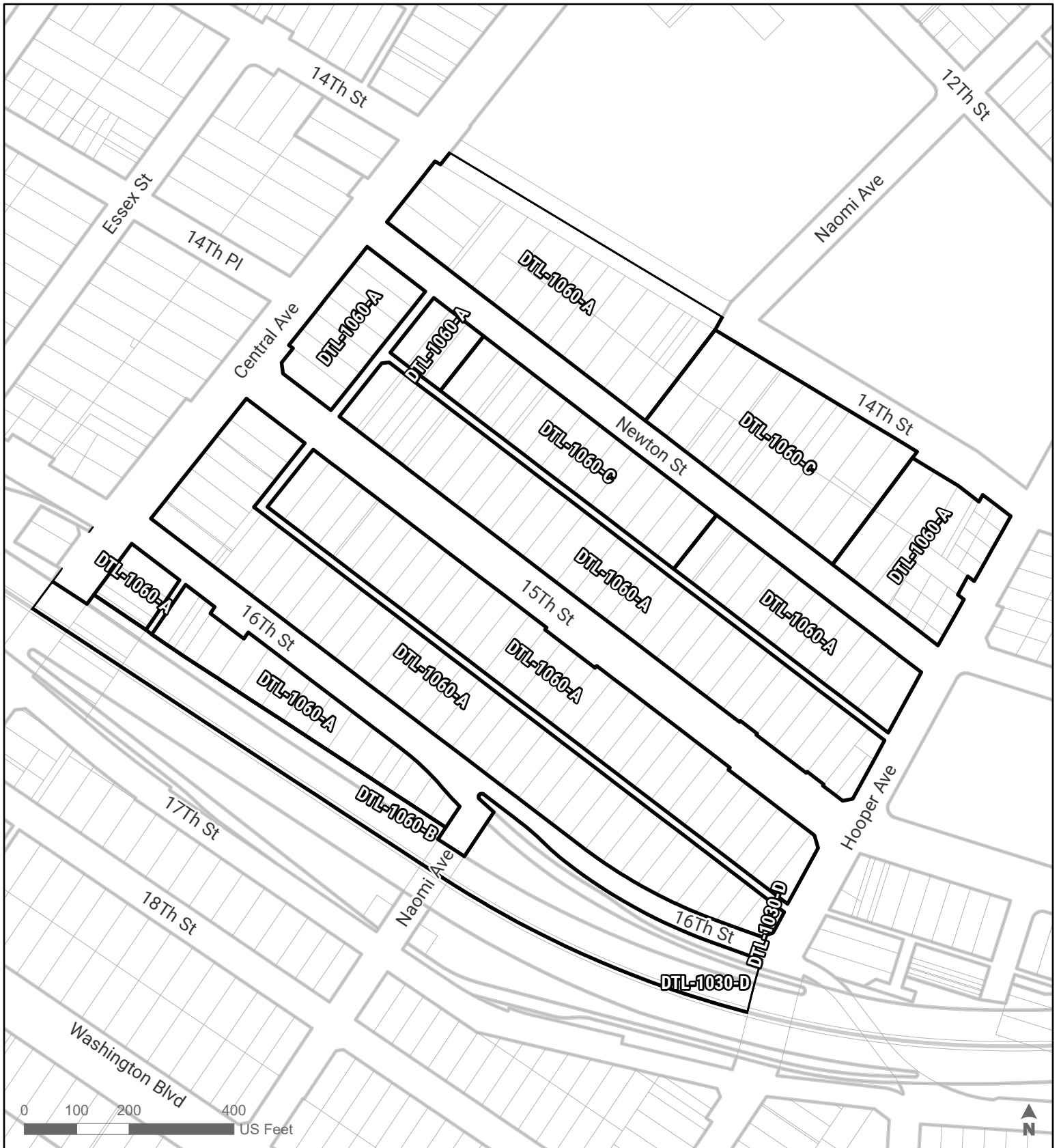
 Building Line Removal

Section:

**1050**

CPC-1994-0213-CPU


**Downtown  
Community Plan Area**



ZONING MAP AMENDMENTS

**SUBAREAS**

DTL-1030-D, DTL-1050-C, DTL-1060-A, DTL-1060-B, DTL-1060-C, DTL-1110-A

 Building Line Removal

Section:

**1060**

CPC-1994-0213-CPU


**Downtown  
Community Plan Area**



ZONING MAP AMENDMENTS

**SUBAREAS**

DTL-1070-A, DTL-1070-B, DTL-1070-C, DTL-1070-D, DTL-1070-E

 Building Line Removal

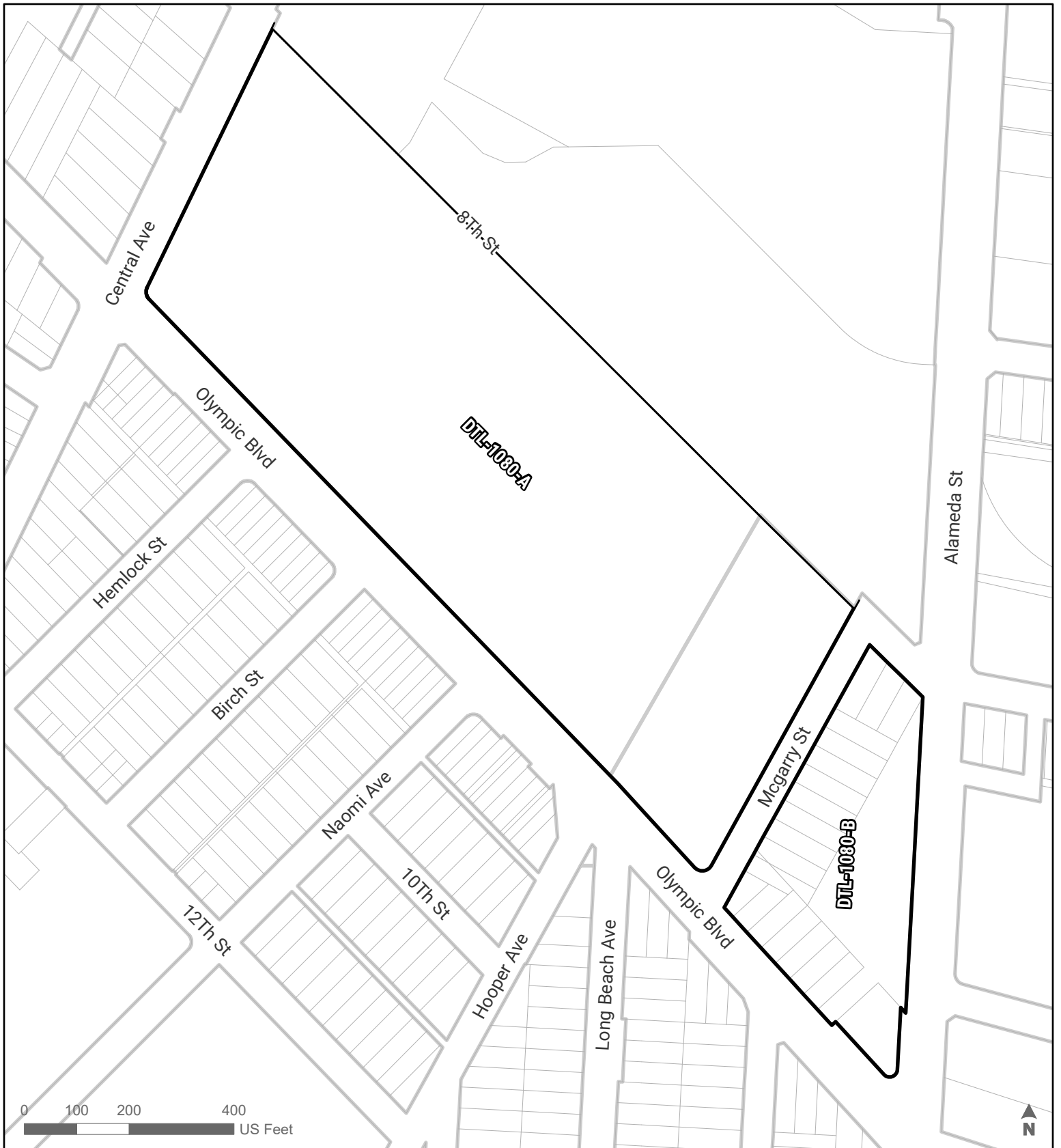
Section:

**1070**

CPC-1994-0213-CPU

**Downtown  
Community Plan Area**






ZONING MAP AMENDMENTS

**SUBAREAS**

DTL-1080-A, DTL-1080-B, DTL-1550-A

 Building Line Removal

Section:


**1080**

CPC-1994-0213-CPU

**Downtown  
Community Plan Area**



ZONING MAP AMENDMENTS  
**SUBAREAS**  
 DTL-1090-A, DTL-1090-B

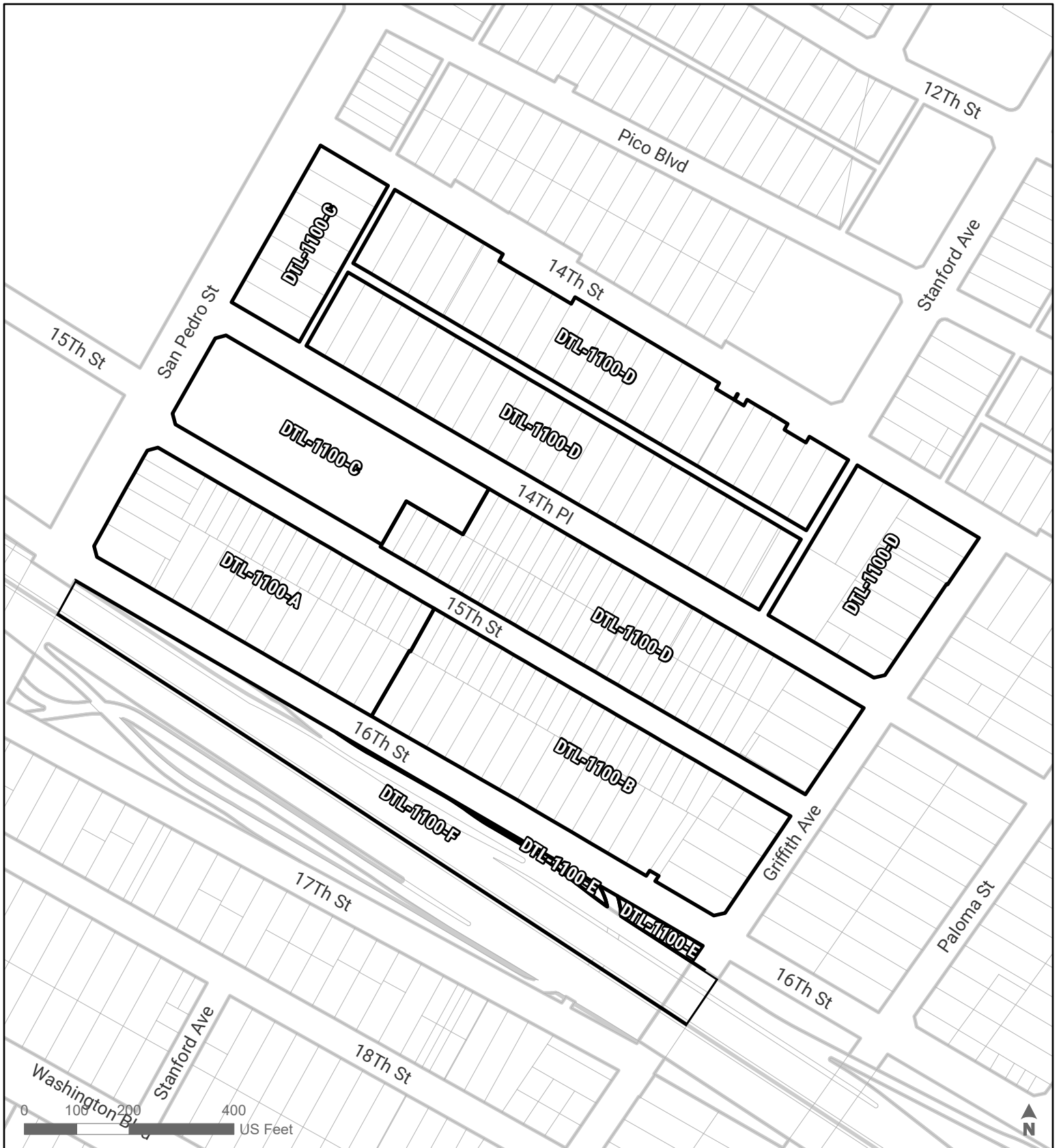
 Building Line Removal

Section:

**1090**

CPC-1994-0213-CPU


**Downtown  
 Community Plan Area**



ZONING MAP AMENDMENTS

**SUBAREAS**

DTL-1100-A, DTL-1100-B, DTL-1100-C, DTL-1100-D, DTL-1100-E, DTL-1100-F

 Building Line Removal

Section:

**1100**

CPC-1994-0213-CPU


**Downtown  
Community Plan Area**



ZONING MAP AMENDMENTS

**SUBAREAS**

DTL-1060-A, DTL-1110-A, DTL-1110-B

 Building Line Removal

Section:

**1110**

CPC-1994-0213-CPU


**Downtown  
Community Plan Area**



ZONING MAP AMENDMENTS

**SUBAREAS**

DTL-1120-A, DTL-1120-B, DTL-1120-D, DTL-1120-E, DTL-1120-F, DTL-1120-G,  
DTL-1120-H

 Building Line Removal

Section:

**1120**

CPC-1994-0213-CPU


**Downtown  
Community Plan Area**



ZONING MAP AMENDMENTS

**SUBAREAS**

DTL-1130-A, DTL-1130-B, DTL-1130-C, DTL-1130-D

 Building Line Removal

Section:

**1130**

CPC-1994-0213-CPU


**Downtown  
Community Plan Area**



ZONING MAP AMENDMENTS

**SUBAREAS**

DTL-1140-A, DTL-1140-B, DTL-1140-C

 Building Line Removal

Section:

**1140**

CPC-1994-0213-CPU


**Downtown  
Community Plan Area**



ZONING MAP AMENDMENTS

**SUBAREAS**

DTL-1150-A, DTL-1150-B, DTL-1150-C, DTL-1150-D

 Building Line Removal

Section:

**1150**

CPC-1994-0213-CPU

**Downtown  
Community Plan Area**





ZONING MAP AMENDMENTS

**SUBAREAS**


DTL-1160-A, DTL-1160-B, DTL-1160-C, DTL-1160-D

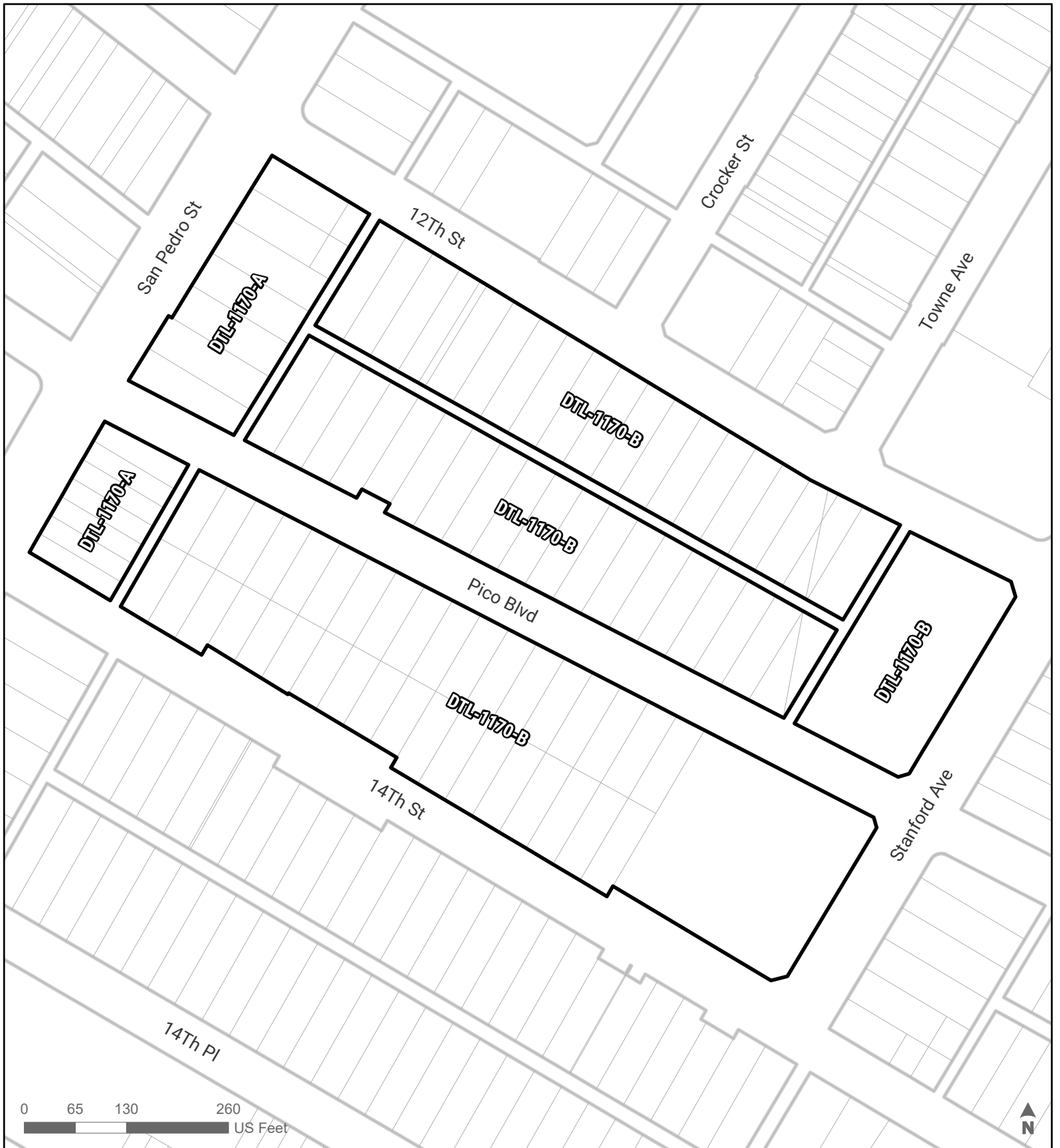
Section:

**1160**

CPC-1994-0213-CPU

**Downtown  
Community Plan Area**


 Building Line Removal



ZONING MAP AMENDMENTS

**SUBAREAS**

DTL-1170-A, DTL-1170-B

 Building Line Removal

Section:

**1170**

CPC-1994-0213-CPU


**Downtown  
Community Plan Area**



ZONING MAP AMENDMENTS

**SUBAREAS**

DTL-1180-A, DTL-1180-B, DTL-1180-C, DTL-1180-D

 Building Line Removal

Section:


**1180**

CPC-1994-0213-CPU

**Downtown  
Community Plan Area**



ZONING MAP AMENDMENTS  
**SUBAREAS**  
 DTL-1190-A, DTL-1190-B

 Building Line Removal

Section:

**1190**

CPC-1994-0213-CPU


**Downtown  
 Community Plan Area**



ZONING MAP AMENDMENTS

**SUBAREAS**

DTL-1200-A, DTL-1200-B, DTL-1200-C, DTL-1200-D

 Building Line Removal

Section:

**1200**

CPC-1994-0213-CPU


**Downtown  
Community Plan Area**



ZONING MAP AMENDMENTS

**SUBAREAS**

DTL-1210-A, DTL-1210-B, DTL-1210-C

 Building Line Removal

Section:

**1210**

CPC-1994-0213-CPU


**Downtown  
Community Plan Area**



ZONING MAP AMENDMENTS

**SUBAREAS**

DTL-1220-A, DTL-1220-B

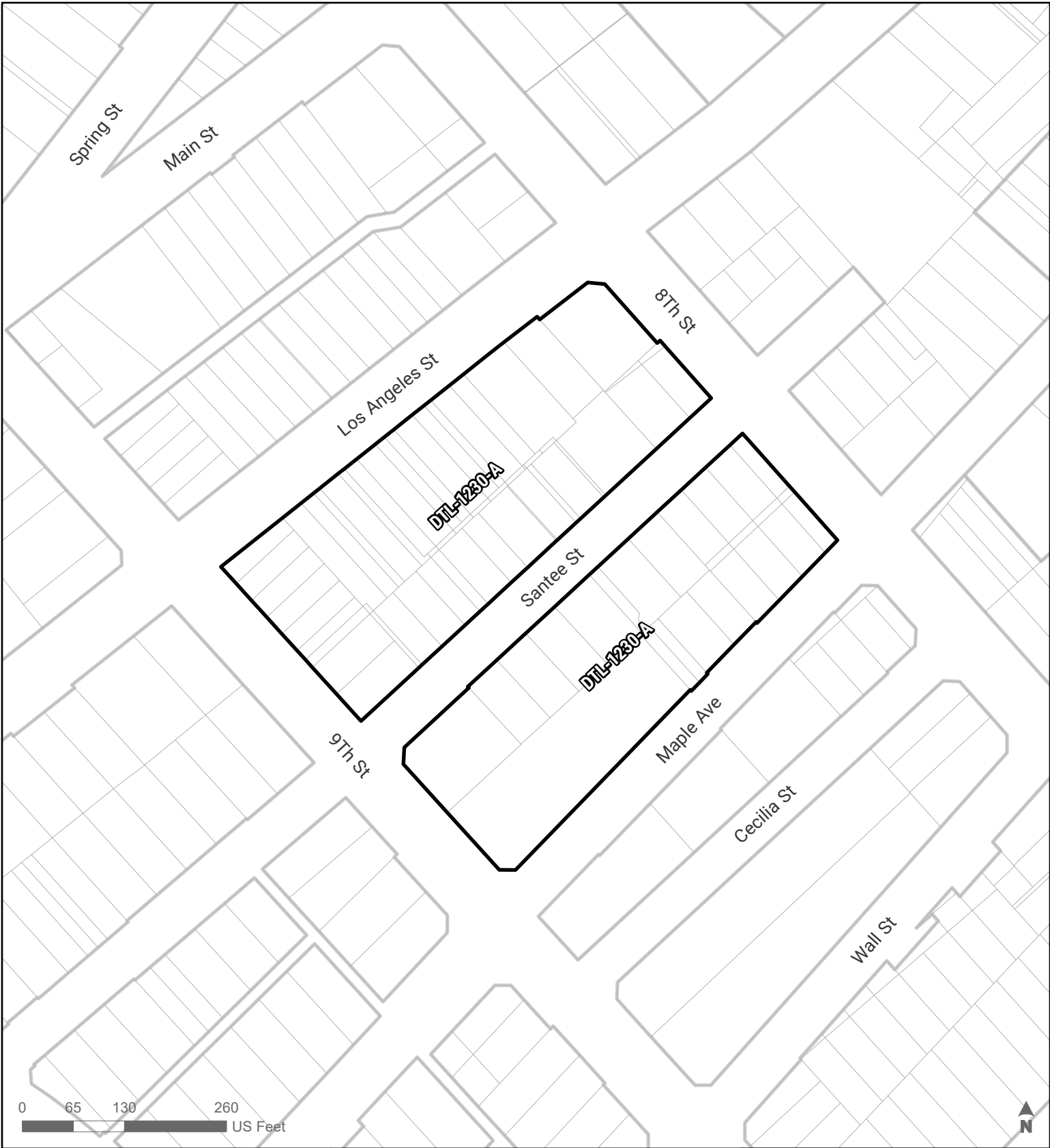
 Building Line Removal

Section:

**1220**

CPC-1994-0213-CPU

**Downtown  
Community Plan Area**



ZONING MAP AMENDMENTS  
**SUBAREAS**  
 DTL-1230-A

 Building Line Removal

Section:

**1230**

CPC-1994-0213-CPU

**Downtown  
 Community Plan Area**






ZONING MAP AMENDMENTS  
**SUBAREAS**  
 DTL-1240-A, DTL-1240-B

Section:

**1240**

CPC-1994-0213-CPU

**Downtown  
 Community Plan Area**


 Building Line Removal



ZONING MAP AMENDMENTS

**SUBAREAS**

DTL-1250-A, DTL-1250-B

 Building Line Removal

Section:

**1250**

CPC-1994-0213-CPU


**Downtown  
Community Plan Area**



ZONING MAP AMENDMENTS

**SUBAREAS**

DTL-1260-A, DTL-1260-B, DTL-1260-C, DTL-1260-D, DTL-1260-E

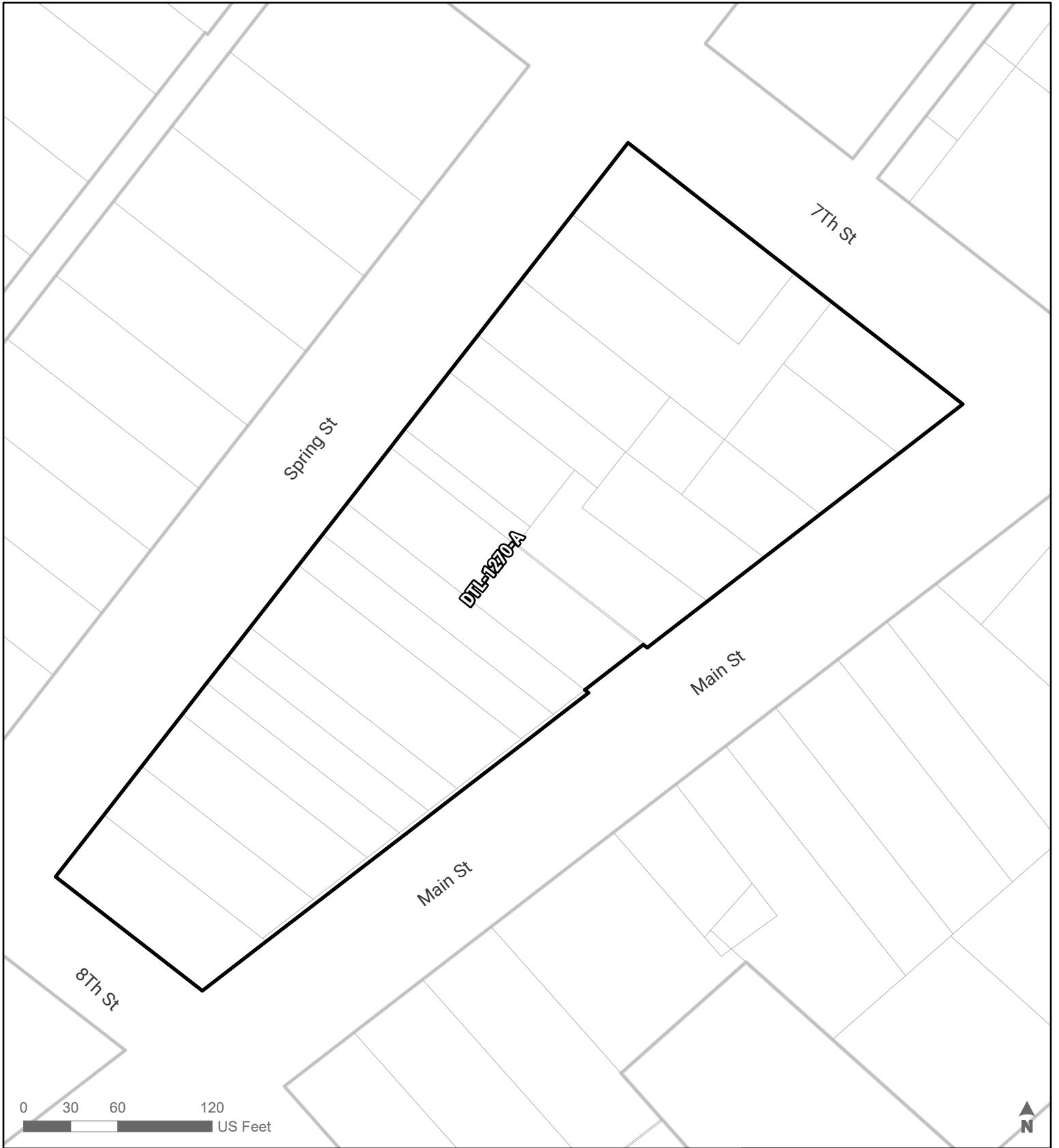
 Building Line Removal

Section:


**1260**

CPC-1994-0213-CPU

**Downtown  
Community Plan Area**



ZONING MAP AMENDMENTS  
**SUBAREAS**  
 DTL-1270-A

 Building Line Removal

Section:

**1270**

CPC-1994-0213-CPU

**Downtown  
 Community Plan Area**



ZONING MAP AMENDMENTS

**SUBAREAS**


DTL-1280-A, DTL-1280-B, DTL-1280-C, DTL-1280-D, DTL-1280-E

Section:

**1280**

CPC-1994-0213-CPU

**Downtown  
Community Plan Area**


 Building Line Removal



ZONING MAP AMENDMENTS

**SUBAREAS**

DTL-1290-A, DTL-1290-B, DTL-1290-C, DTL-1290-D, DTL-1290-E, DTL-1290-F

 Building Line Removal

Section:

**1290**

CPC-1994-0213-CPU


**Downtown  
Community Plan Area**



ZONING MAP AMENDMENTS

**SUBAREAS**

DTL-1300-A, DTL-1300-B, DTL-1300-C

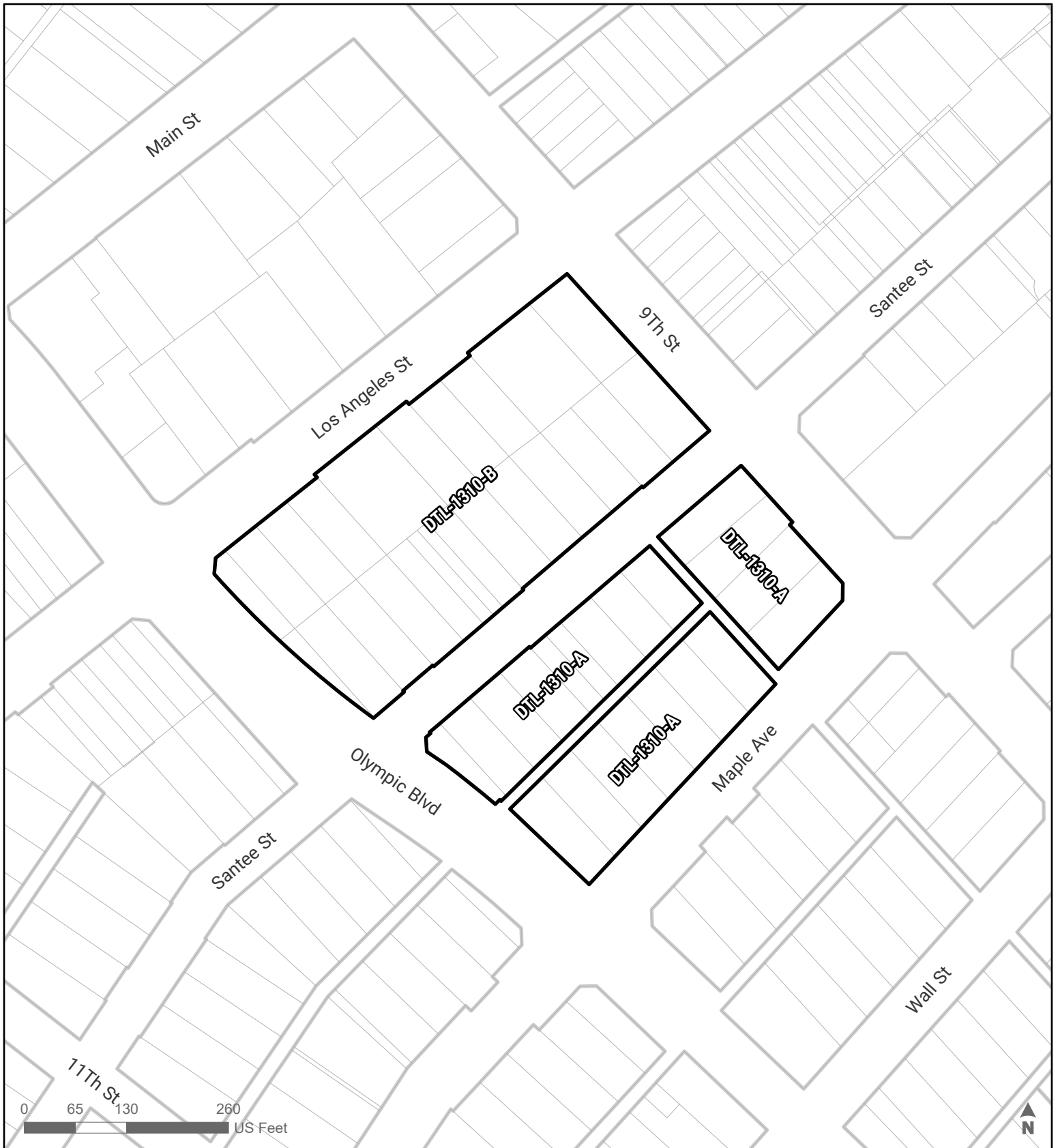
 Building Line Removal

Section:

**1300**

CPC-1994-0213-CPU


**Downtown  
Community Plan Area**



ZONING MAP AMENDMENTS

**SUBAREAS**

DTL-1310-A, DTL-1310-B

 Building Line Removal

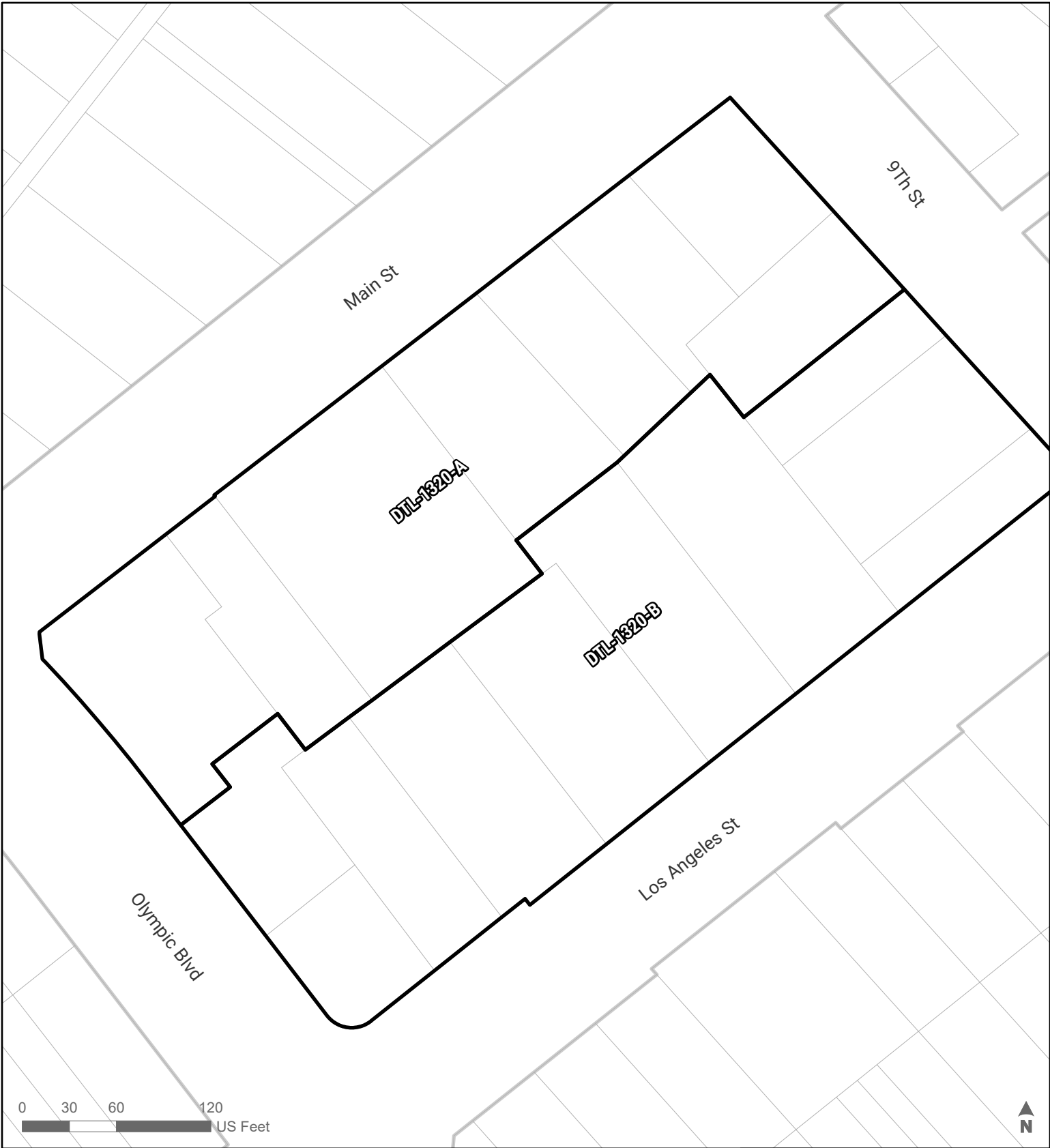
Section:

**1310**


CPC-1994-0213-CPU

**Downtown  
Community Plan Area**





ZONING MAP AMENDMENTS  
**SUBAREAS**  
 DTL-1320-A, DTL-1320-B

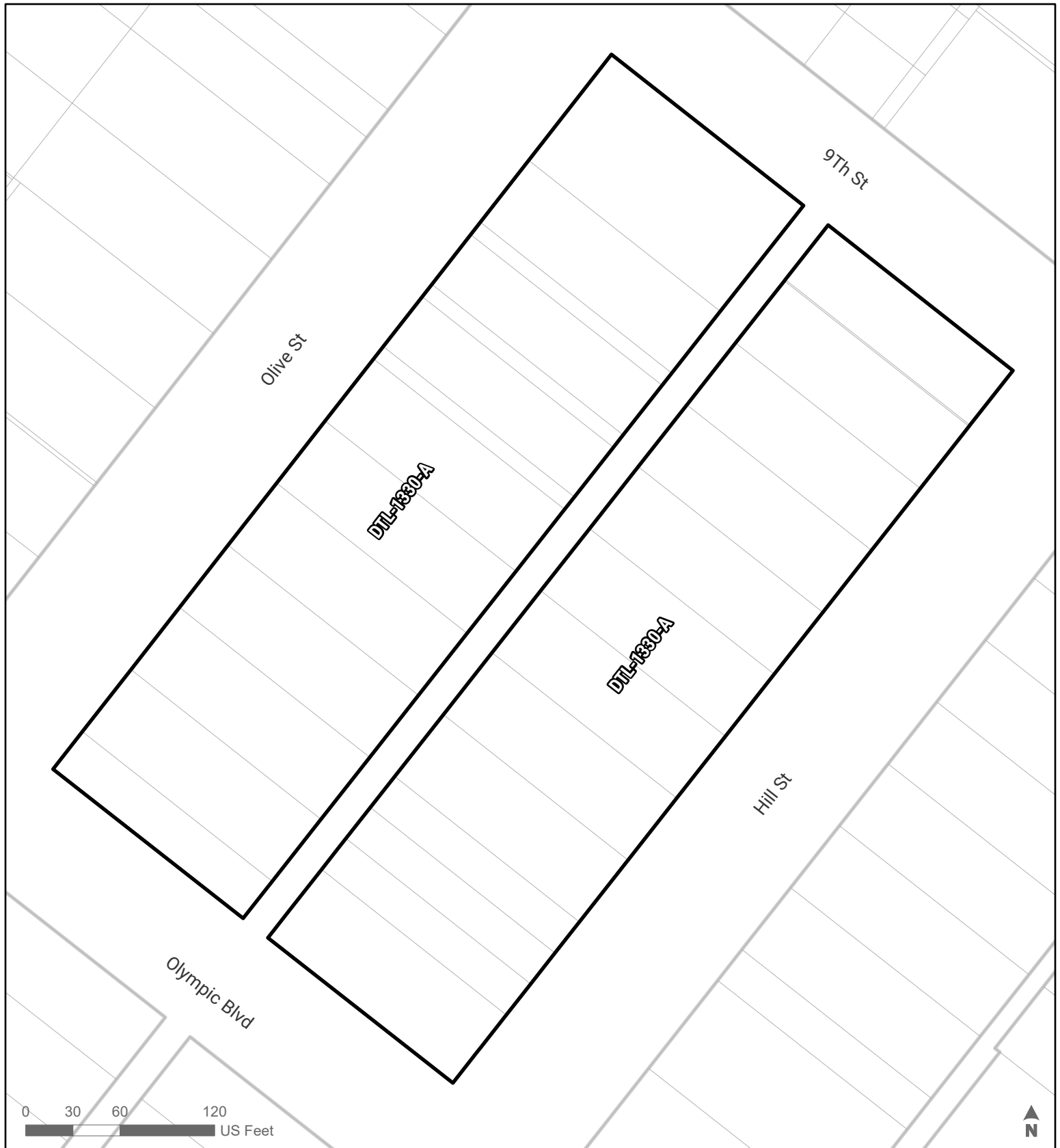
 Building Line Removal

Section:


**1320**

CPC-1994-0213-CPU

**Downtown  
 Community Plan Area**



ZONING MAP AMENDMENTS  
**SUBAREAS**  
 DTL-1330-A

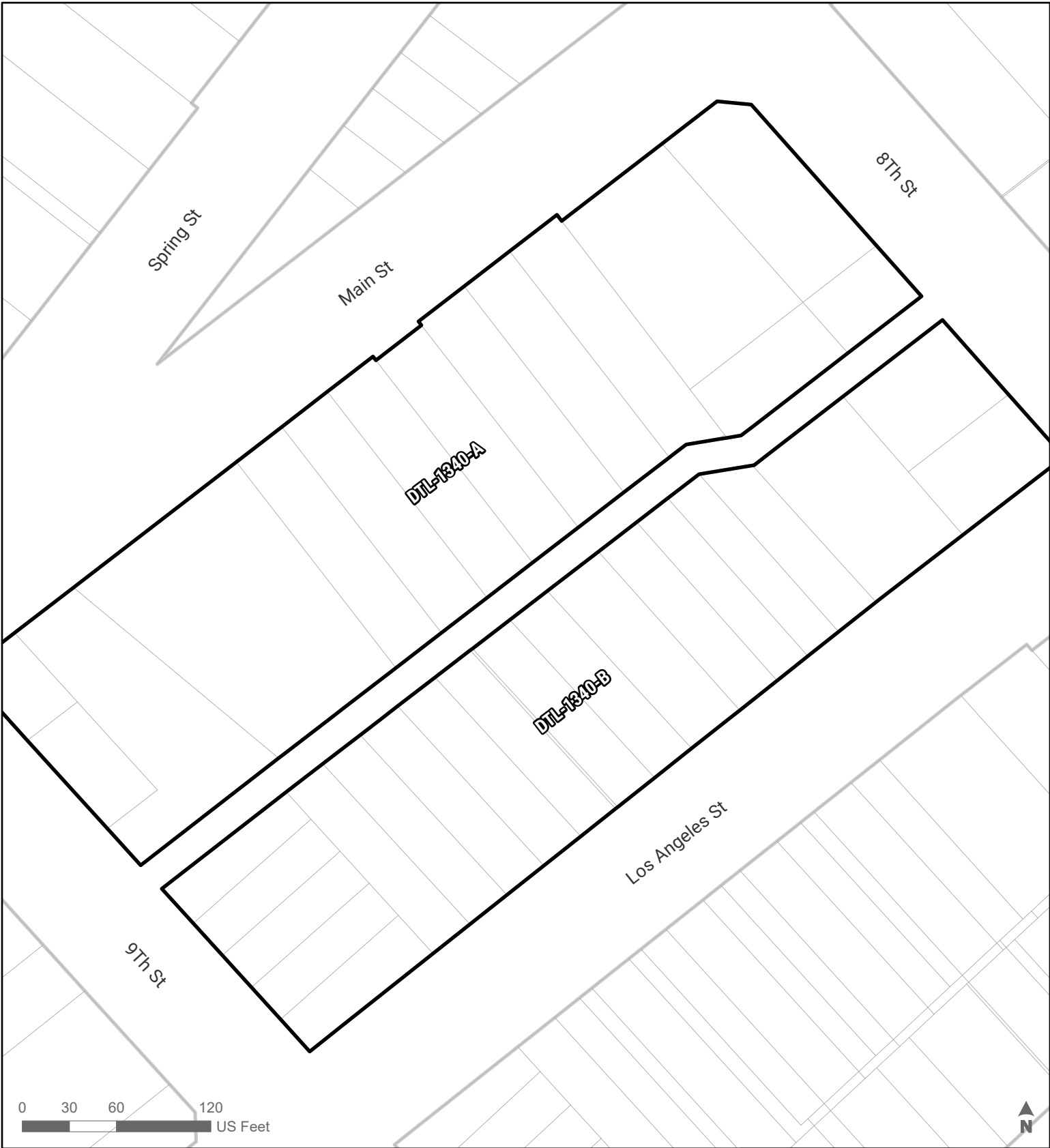
 Building Line Removal

Section:


**1330**

CPC-1994-0213-CPU

**Downtown  
 Community Plan Area**



ZONING MAP AMENDMENTS  
**SUBAREAS**  
 DTL-1340-A, DTL-1340-B

 Building Line Removal

Section:

**1340**

CPC-1994-0213-CPU


**Downtown  
 Community Plan Area**



ZONING MAP AMENDMENTS

**SUBAREAS**

DTL-1350-A, DTL-1350-B, DTL-1350-C

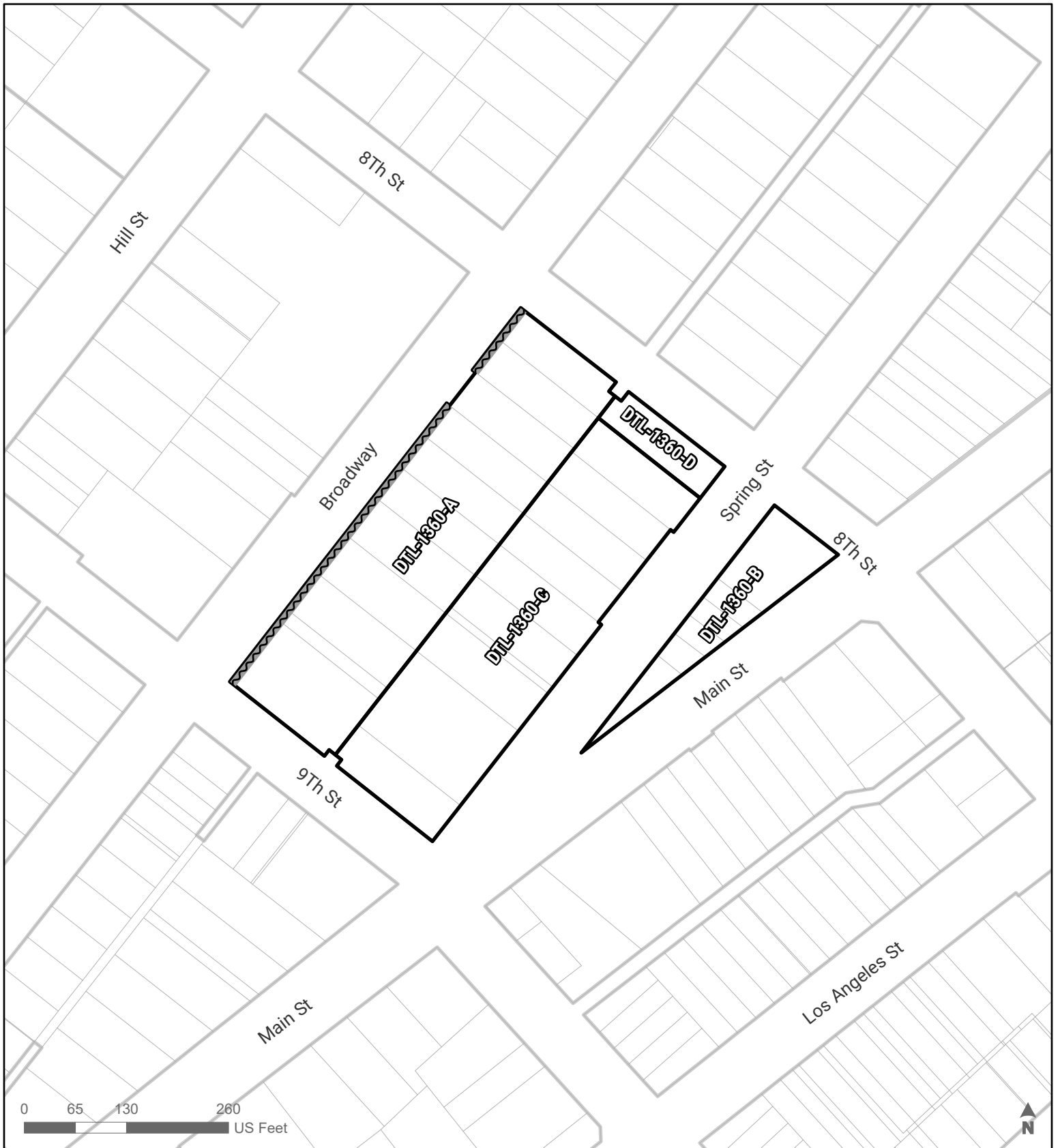
 Building Line Removal

Section:

**1350**

CPC-1994-0213-CPU


**Downtown  
Community Plan Area**



ZONING MAP AMENDMENTS

**SUBAREAS**

DTL-1360-A, DTL-1360-B, DTL-1360-C, DTL-1360-D

 Building Line Removal

Section:

**1360**

CPC-1994-0213-CPU


**Downtown  
Community Plan Area**



ZONING MAP AMENDMENTS

**SUBAREAS**

DTL-1370-A, DTL-1370-B

 Building Line Removal

Section:

**1370**

CPC-1994-0213-CPU

**Downtown  
Community Plan Area**



ZONING MAP AMENDMENTS

**SUBAREAS**

DTL-1380-A, DTL-1380-B, DTL-1380-C

 Building Line Removal

Data Sources: Department of City Planning, Bureau of Engineering

TL / MAR2021

Section:

**1380**

CPC-1994-0213-CPU


**Downtown  
Community Plan Area**



ZONING MAP AMENDMENTS

**SUBAREAS**

DTL-1390-A, DTL-1390-B, DTL-1390-C, DTL-1390-D

 Building Line Removal

Section:

**1390**

CPC-1994-0213-CPU

**Downtown  
Community Plan Area**






ZONING MAP AMENDMENTS

**SUBAREAS**

DTL-1400-A, DTL-1400-B

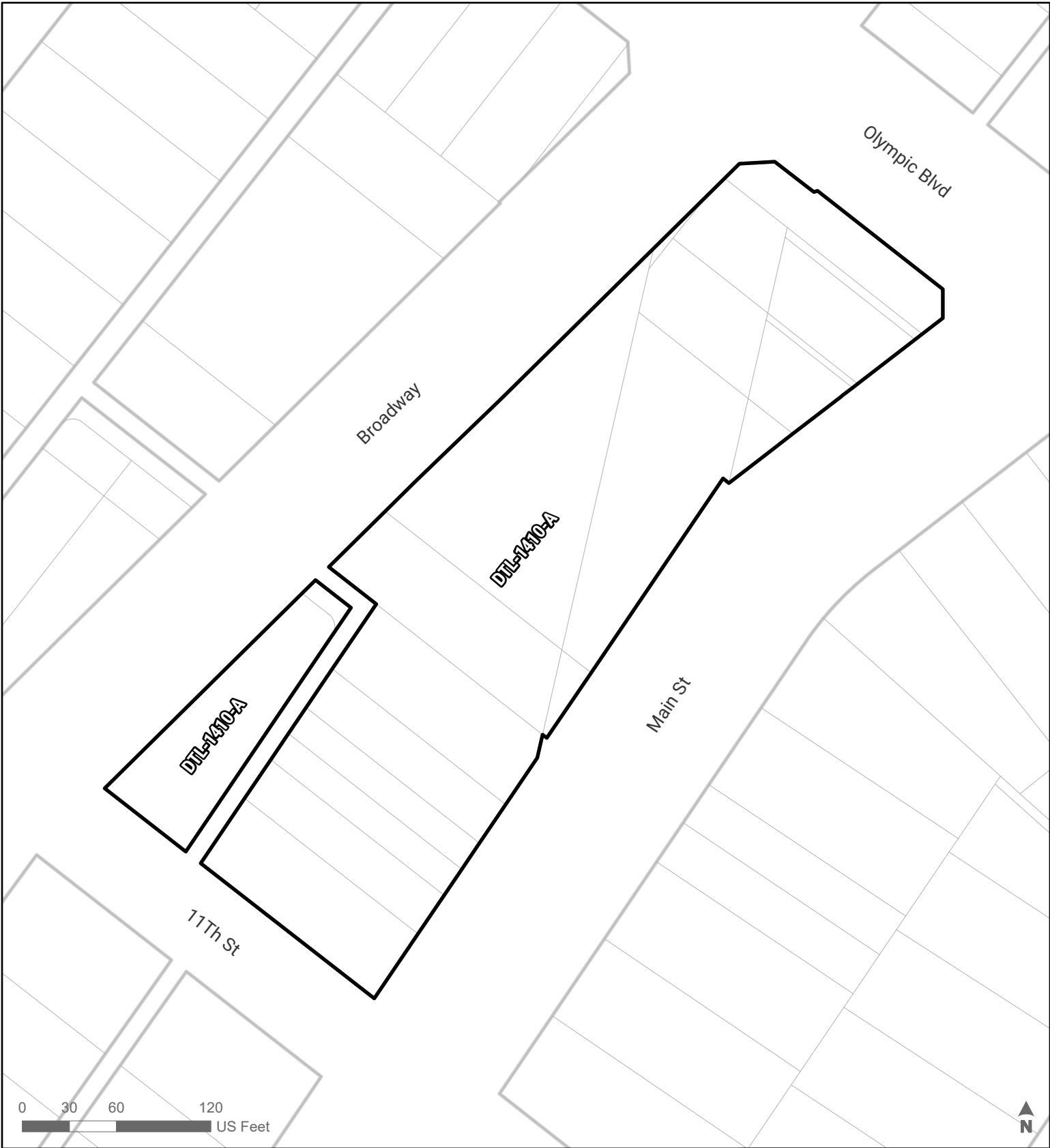
 Building Line Removal

Section:

**1400**

CPC-1994-0213-CPU

**Downtown  
Community Plan Area**



ZONING MAP AMENDMENTS  
**SUBAREAS**  
 DTL-1410-A

 Building Line Removal

Section:

**1410**

CPC-1994-0213-CPU

**Downtown  
 Community Plan Area**




ZONING MAP AMENDMENTS  
**SUBAREAS**  
 DTL-1420-A, DTL-1420-B

Section:

**1420**

CPC-1994-0213-CPU

**Downtown  
 Community Plan Area**

 Building Line Removal




ZONING MAP AMENDMENTS  
**SUBAREAS**  
 DTL-1430-A, DTL-1430-B

Section:

**1430**

CPC-1994-0213-CPU

**Downtown  
 Community Plan Area**


 Building Line Removal



ZONING MAP AMENDMENTS

**SUBAREAS**

DTL-1440-A, DTL-1440-B

 Building Line Removal

Section:


**1440**

CPC-1994-0213-CPU

**Downtown  
Community Plan Area**



ZONING MAP AMENDMENTS  
**SUBAREAS**  
 DTL-1450-A, DTL-1450-B

 Building Line Removal

Section:

**1450**

CPC-1994-0213-CPU


**Downtown  
 Community Plan Area**



ZONING MAP AMENDMENTS

**SUBAREAS**

DTL-1460-A, DTL-1460-B, DTL-1460-C, DTL-1460-D

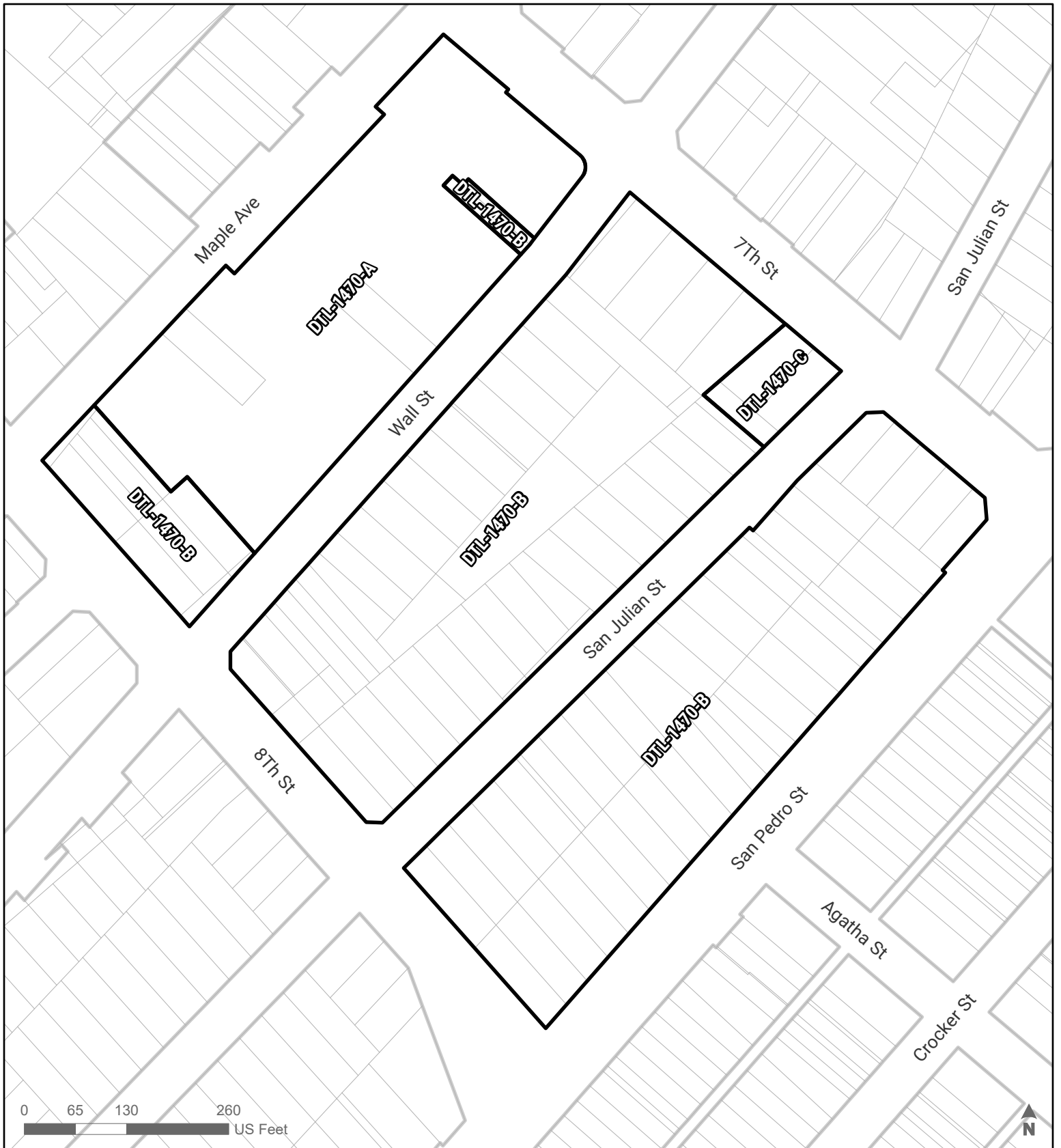
 Building Line Removal

Section:

**1460**

CPC-1994-0213-CPU


**Downtown  
Community Plan Area**



ZONING MAP AMENDMENTS

**SUBAREAS**

DTL-1470-A, DTL-1470-B, DTL-1470-C

 Building Line Removal

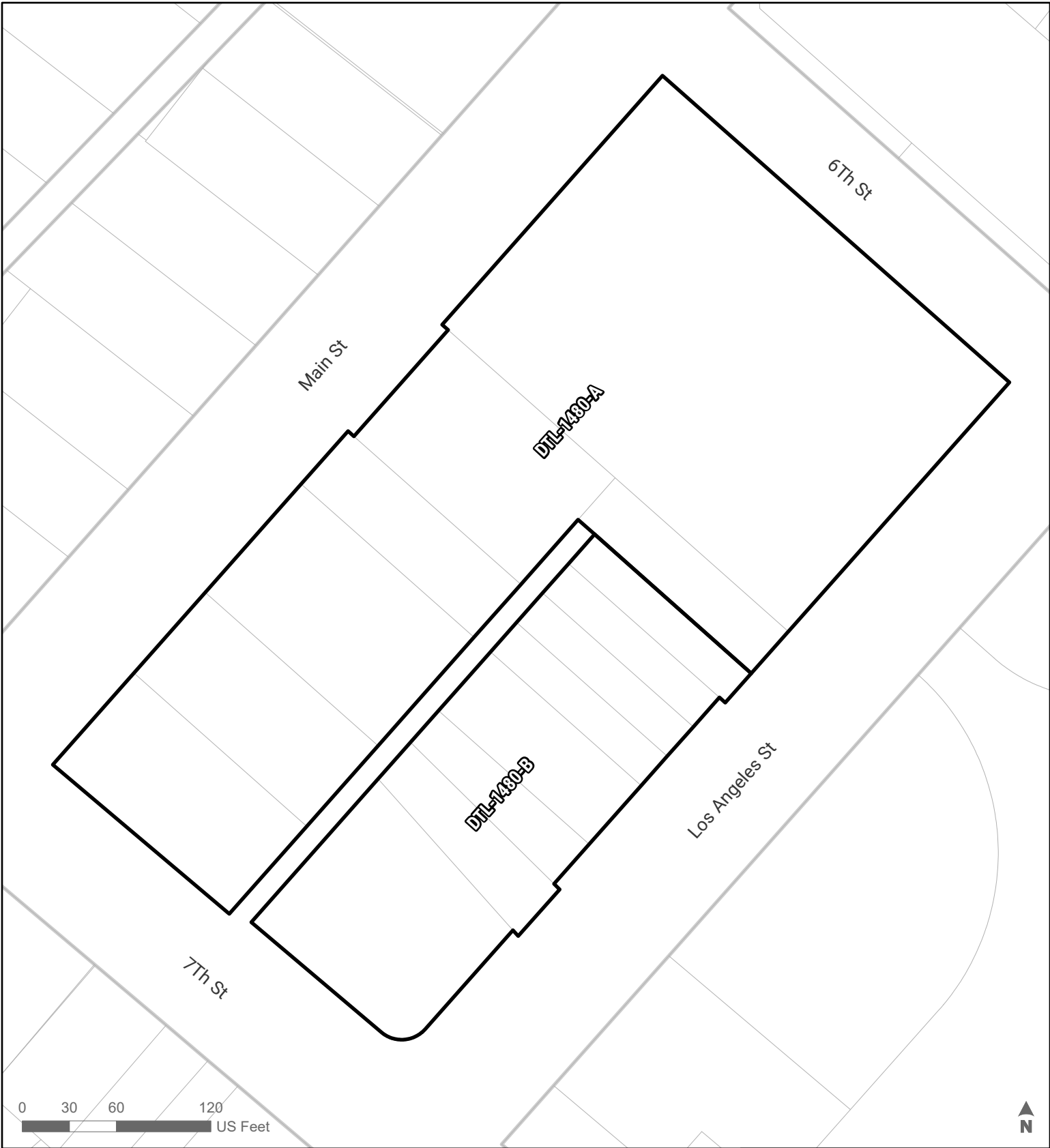
Section:

**1470**

CPC-1994-0213-CPU

**Downtown  
Community Plan Area**





ZONING MAP AMENDMENTS  
**SUBAREAS**  
 DTL-1480-A, DTL-1480-B

 Building Line Removal

Data Sources: Department of City Planning, Bureau of Engineering

TL / MAR2021


Section:  
**1480**  
 CPC-1994-0213-CPU  
**Downtown  
 Community Plan Area**



ZONING MAP AMENDMENTS

**SUBAREAS**

DTL-1000-B, DTL-1000-F, DTL-1030-D, DTL-1490-A, DTL-1490-B, DTL-1490-C, DTL-1500-D

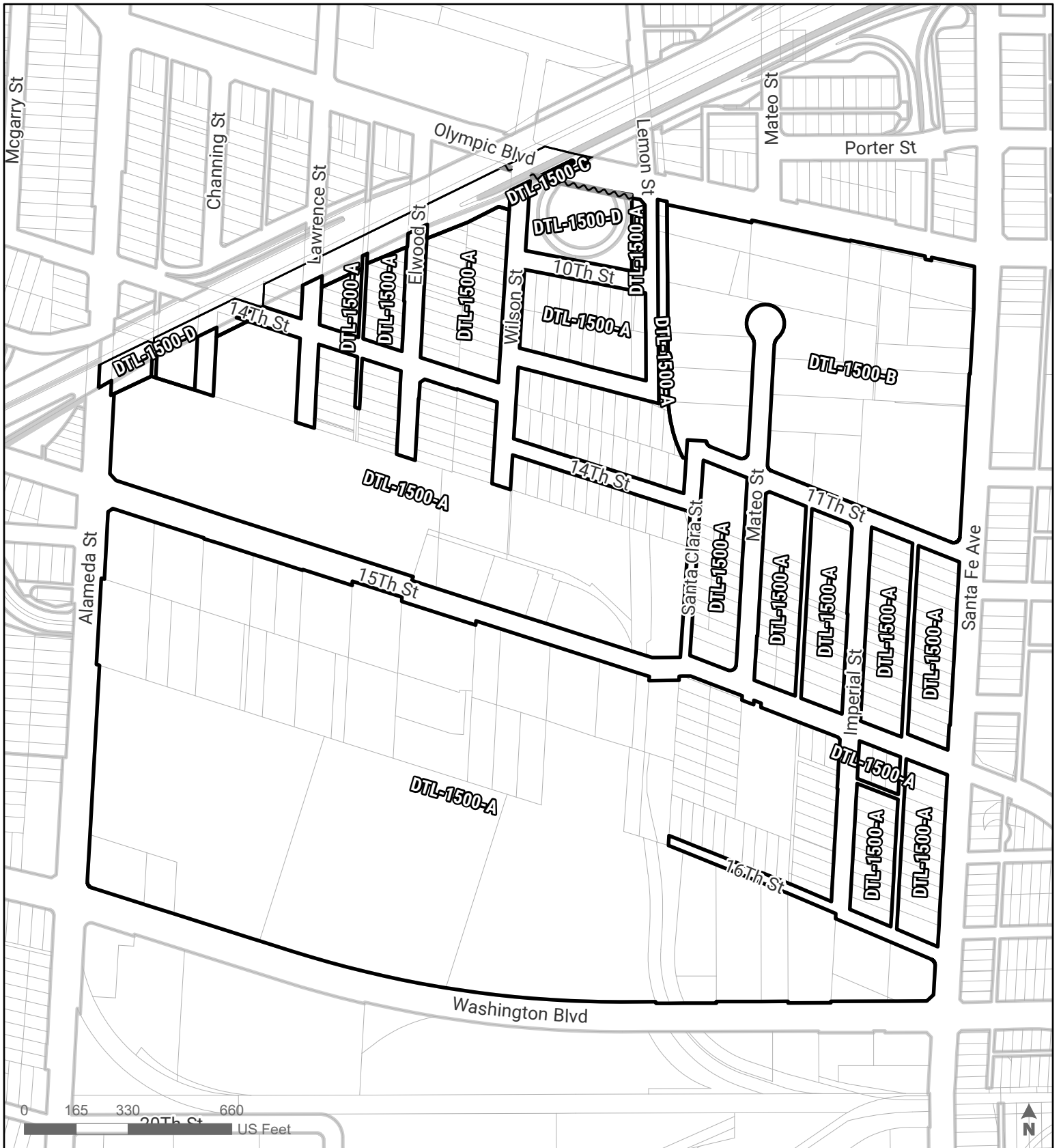
 Building Line Removal

Section:

**1490**

CPC-1994-0213-CPU


**Downtown  
Community Plan Area**



ZONING MAP AMENDMENTS

**SUBAREAS**

DTL-1490-C, DTL-1500-A, DTL-1500-B, DTL-1500-C, DTL-1500-D, DTL-1520-B

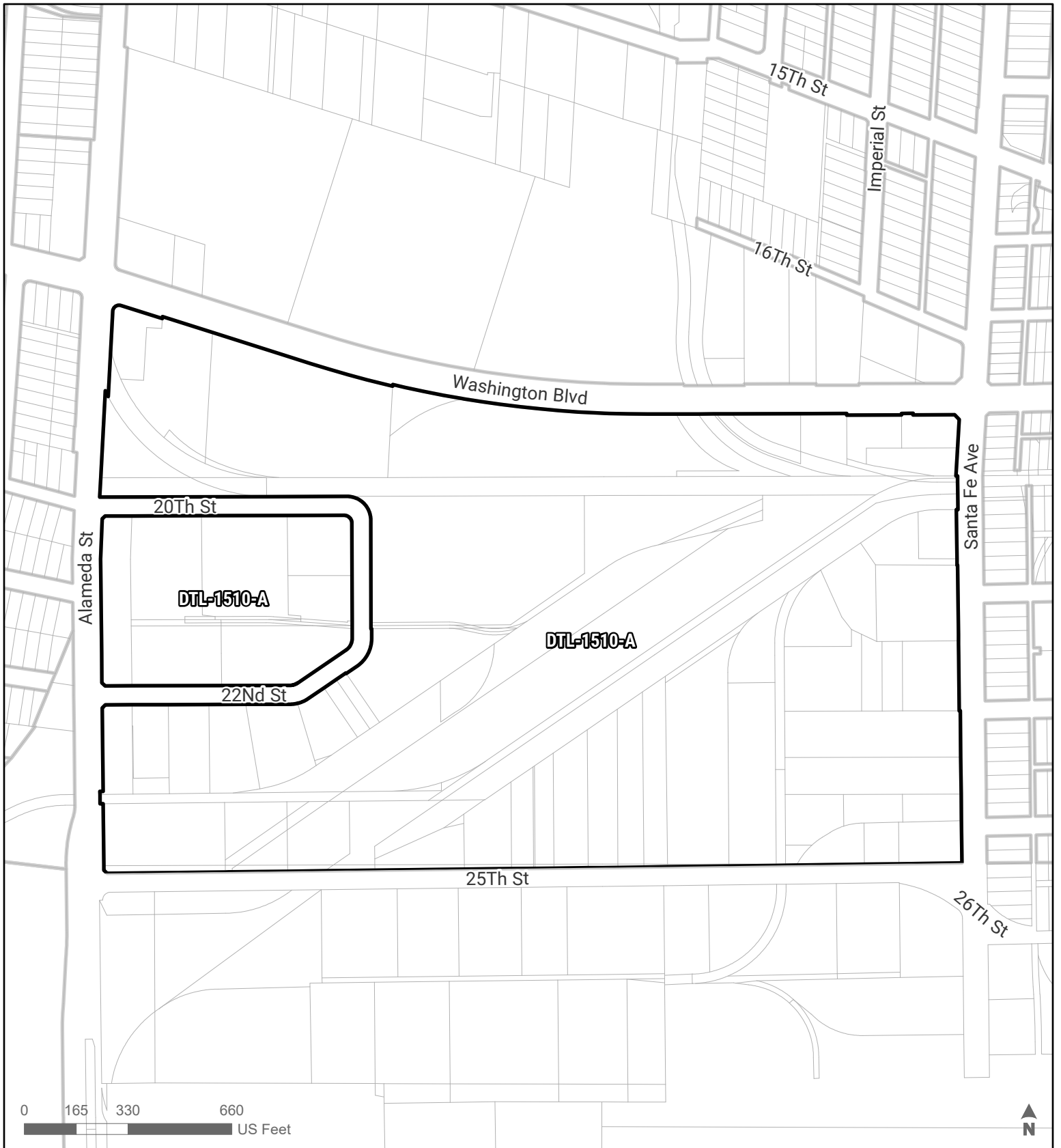
 Building Line Removal

Section:


**1500**

CPC-1994-0213-CPU

**Downtown  
Community Plan Area**



ZONING MAP AMENDMENTS  
**SUBAREAS**  
 DTL-1510-A

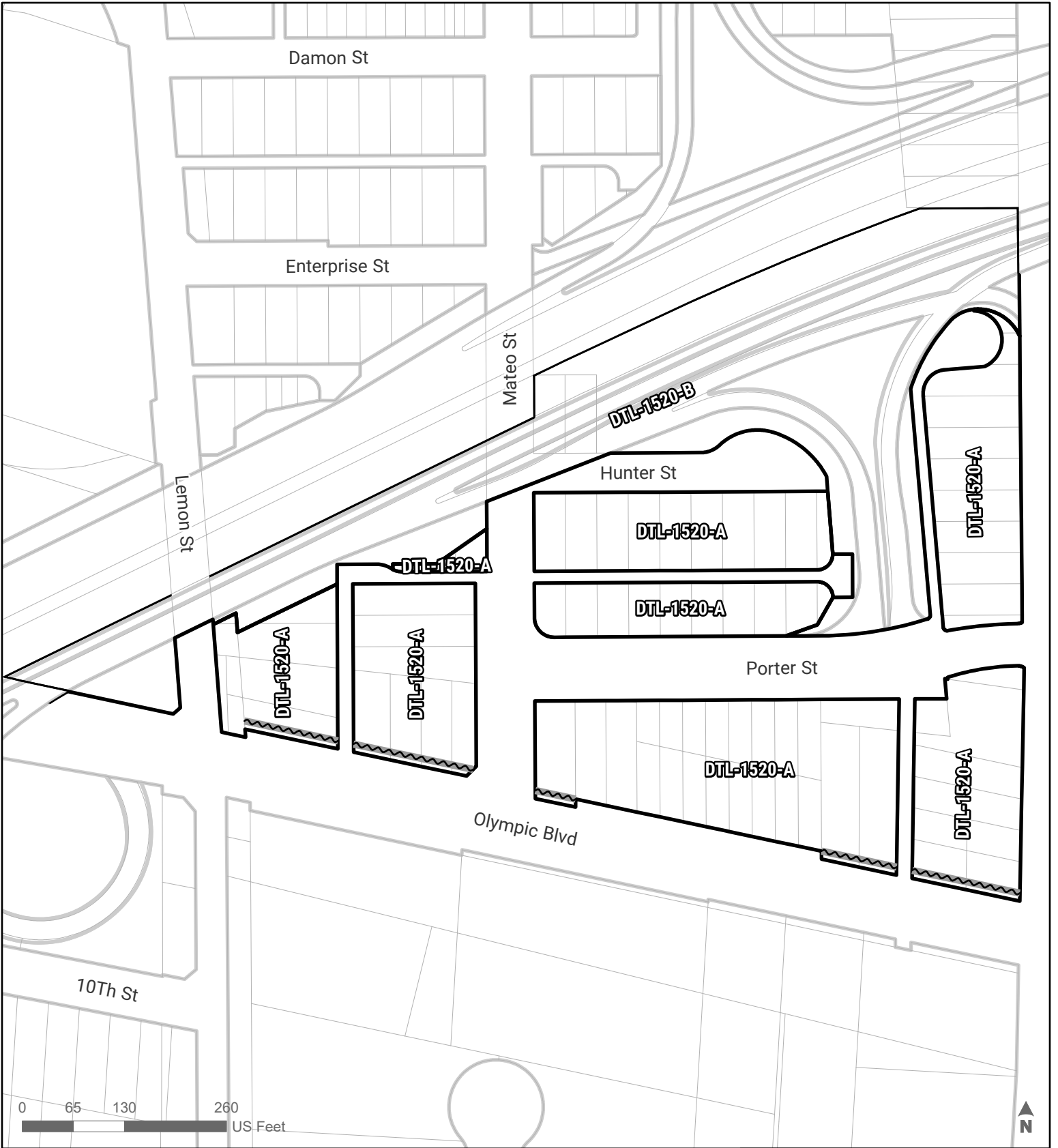
 Building Line Removal

Section:

**1510**

CPC-1994-0213-CPU

**Downtown  
 Community Plan Area**



ZONING MAP AMENDMENTS

**SUBAREAS**

DTL-130-L, DTL-140-B, DTL-1000-F, DTL-1500-D, DTL-1520-A, DTL-1520-B

Building Line Removal

Data Sources: Department of City Planning, Bureau of Engineering

TL / MAR2021

Section:

**1520**

CPC-1994-0213-CPU


**Downtown  
Community Plan Area**



ZONING MAP AMENDMENTS

**SUBAREAS**

DTL-1530-A, DTL-1530-B, DTL-1530-C, DTL-1530-D, DTL-1530-E, DTL-1530-F

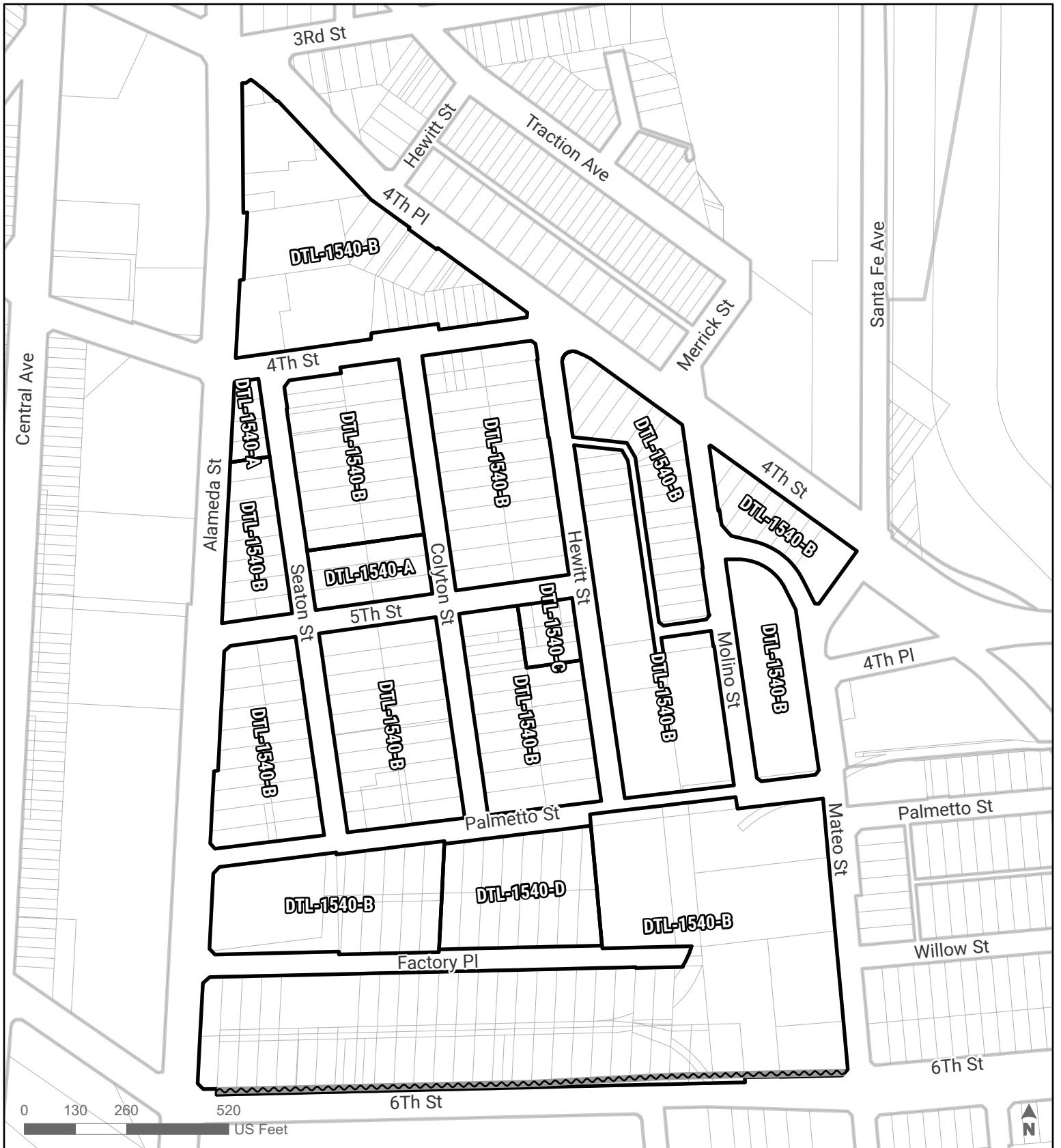
 Building Line Removal

Section:

**1530**

CPC-1994-0213-CPU


**Downtown  
Community Plan Area**



ZONING MAP AMENDMENTS

**SUBAREAS**

DTL-1540-A, DTL-1540-B, DTL-1540-C, DTL-1540-D

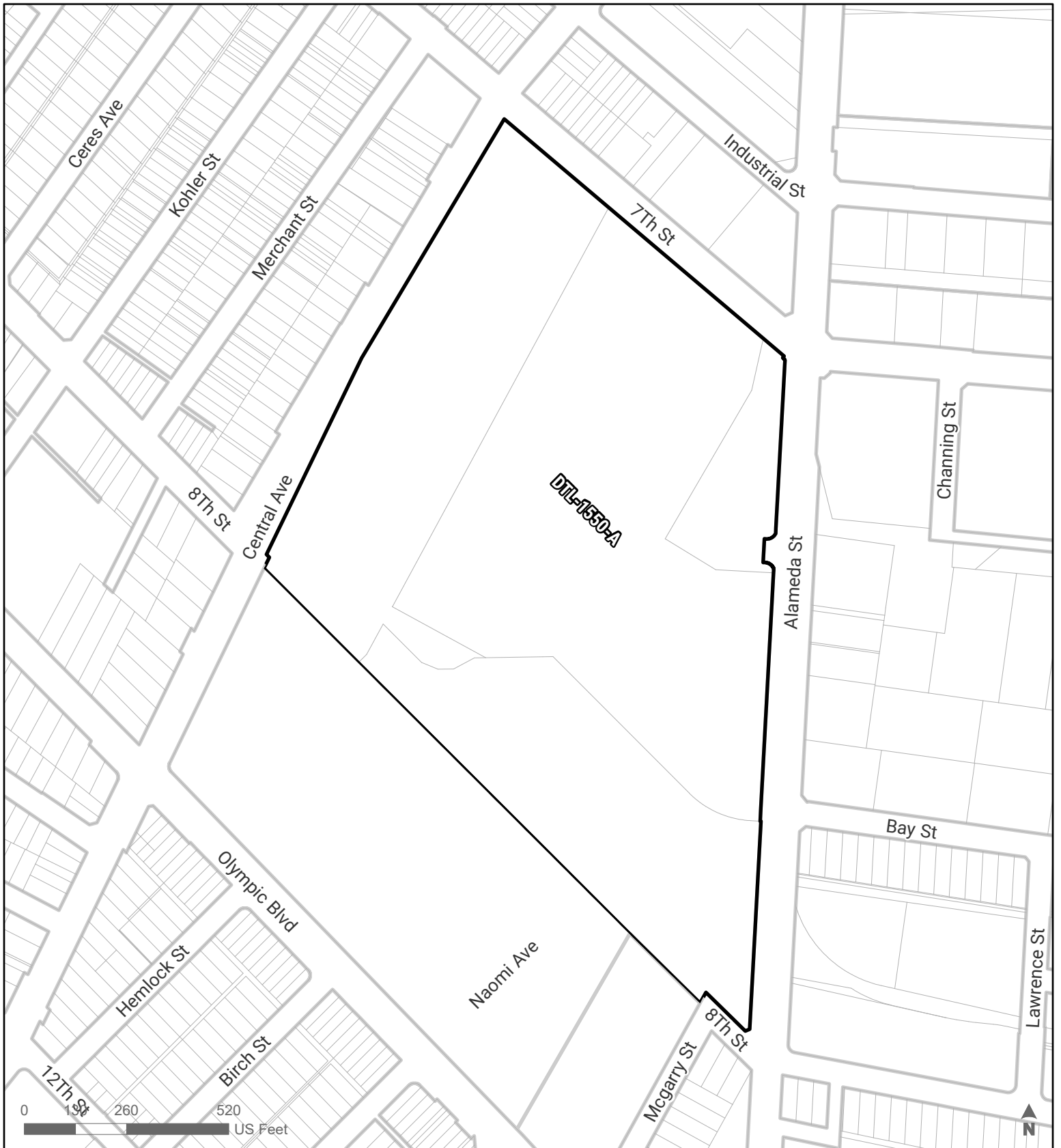
 Building Line Removal

Section:

**1540**

CPC-1994-0213-CPU


**Downtown  
Community Plan Area**



ZONING MAP AMENDMENTS

**SUBAREAS**

DTL-1080-A, DTL-1550-A

 Building Line Removal

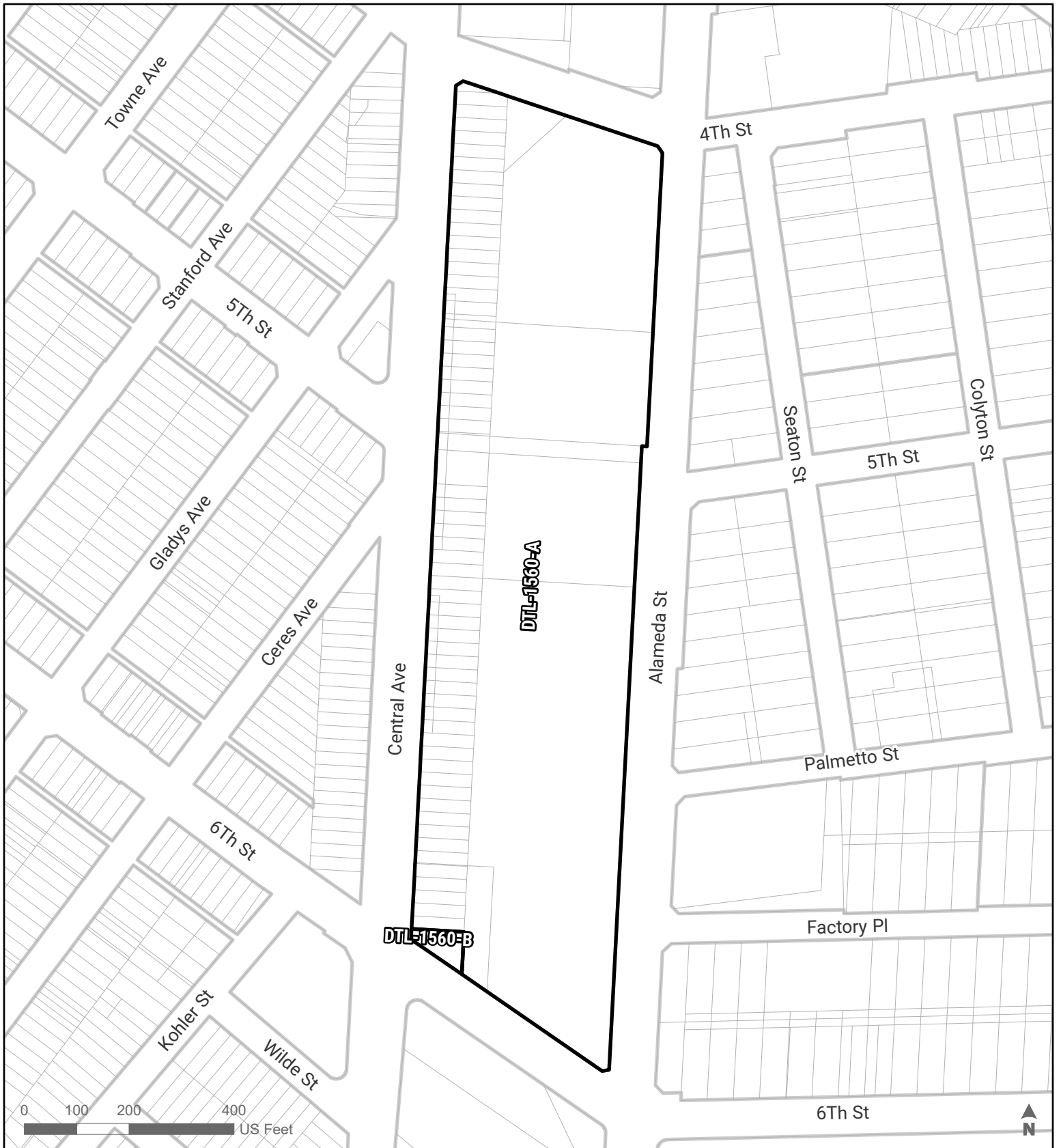
Section:

**1550**

CPC-1994-0213-CPU

**Downtown  
Community Plan Area**






ZONING MAP AMENDMENTS

**SUBAREAS**

DTL-1560-A, DTL-1560-B

 Building Line Removal

Section:

**1560**

CPC-1994-0213-CPU


**Downtown  
Community Plan Area**



ZONING MAP AMENDMENTS

**SUBAREAS**

DTL-1570-A, DTL-1570-B, DTL-1570-C

 Building Line Removal

Section:

**1570**

CPC-1994-0213-CPU


**Downtown  
Community Plan Area**



ZONING MAP AMENDMENTS

**SUBAREAS**

DTL-1580-A, DTL-1580-B, DTL-1580-C, DTL-1580-D

 Building Line Removal

Section:

**1580**

CPC-1994-0213-CPU


**Downtown  
Community Plan Area**



ZONING MAP AMENDMENTS

**SUBAREAS**

DTL-1590-A, DTL-1590-B

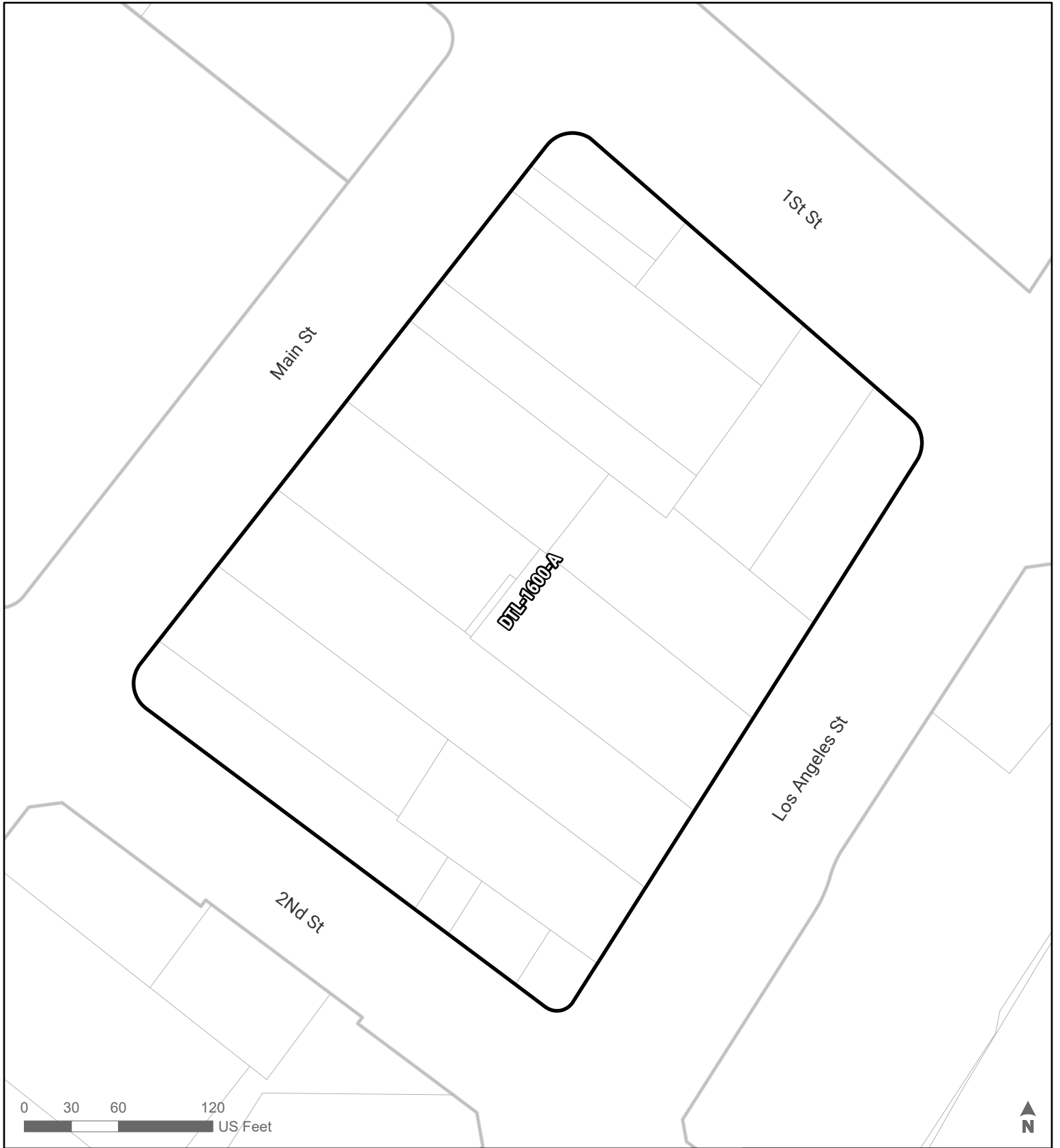
 Building Line Removal

Section:

**1590**

CPC-1994-0213-CPU


**Downtown  
Community Plan Area**



ZONING MAP AMENDMENTS

**SUBAREAS**

DTL-1600-A

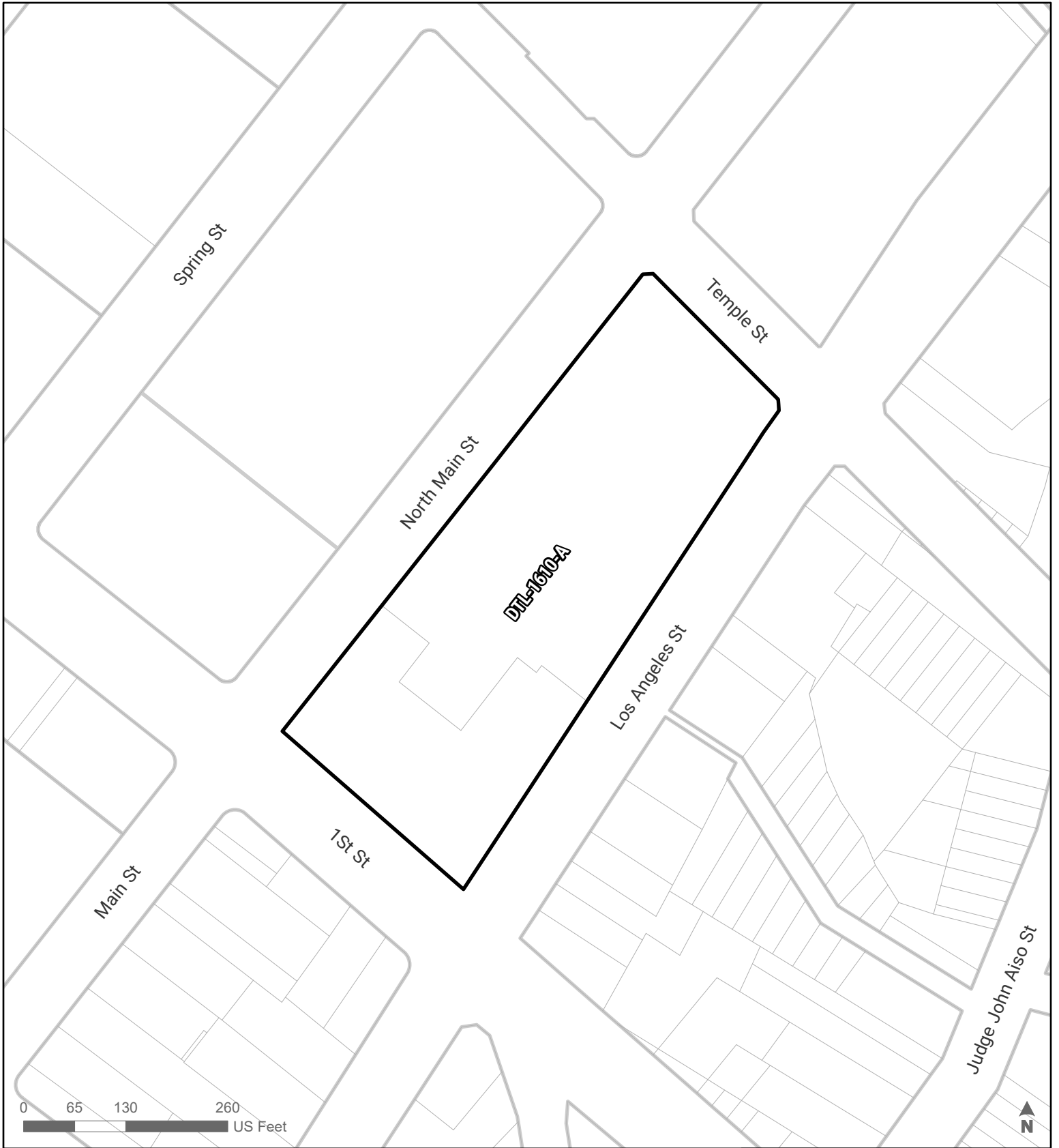
 Building Line Removal

Section:


**1600**

CPC-1994-0213-CPU

**Downtown  
Community Plan Area**



ZONING MAP AMENDMENTS  
**SUBAREAS**  
 DTL-1610-A

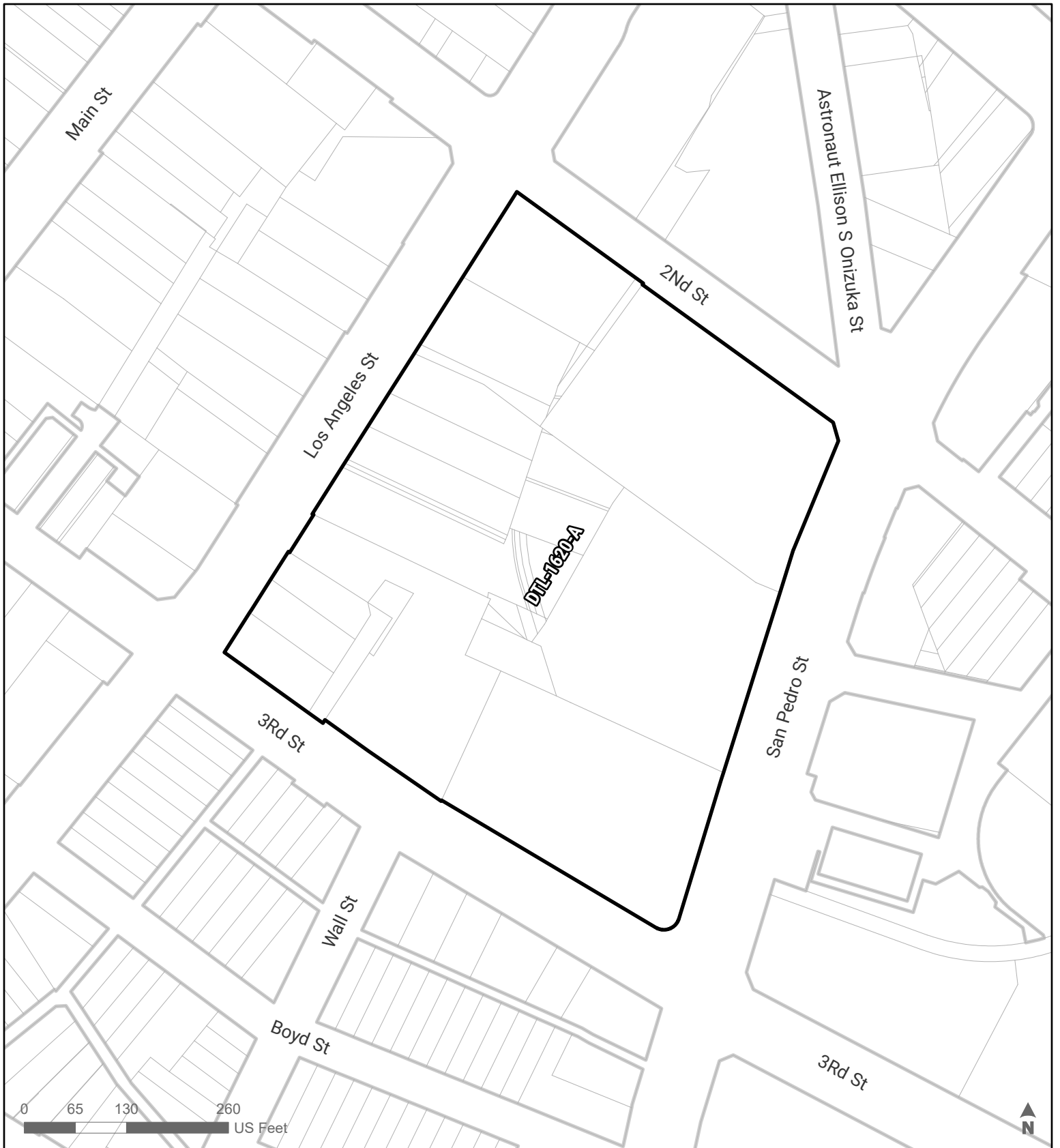
 Building Line Removal

Section:

**1610**

CPC-1994-0213-CPU

**Downtown  
 Community Plan Area**



ZONING MAP AMENDMENTS  
**SUBAREAS**  
 DTL-1620-A

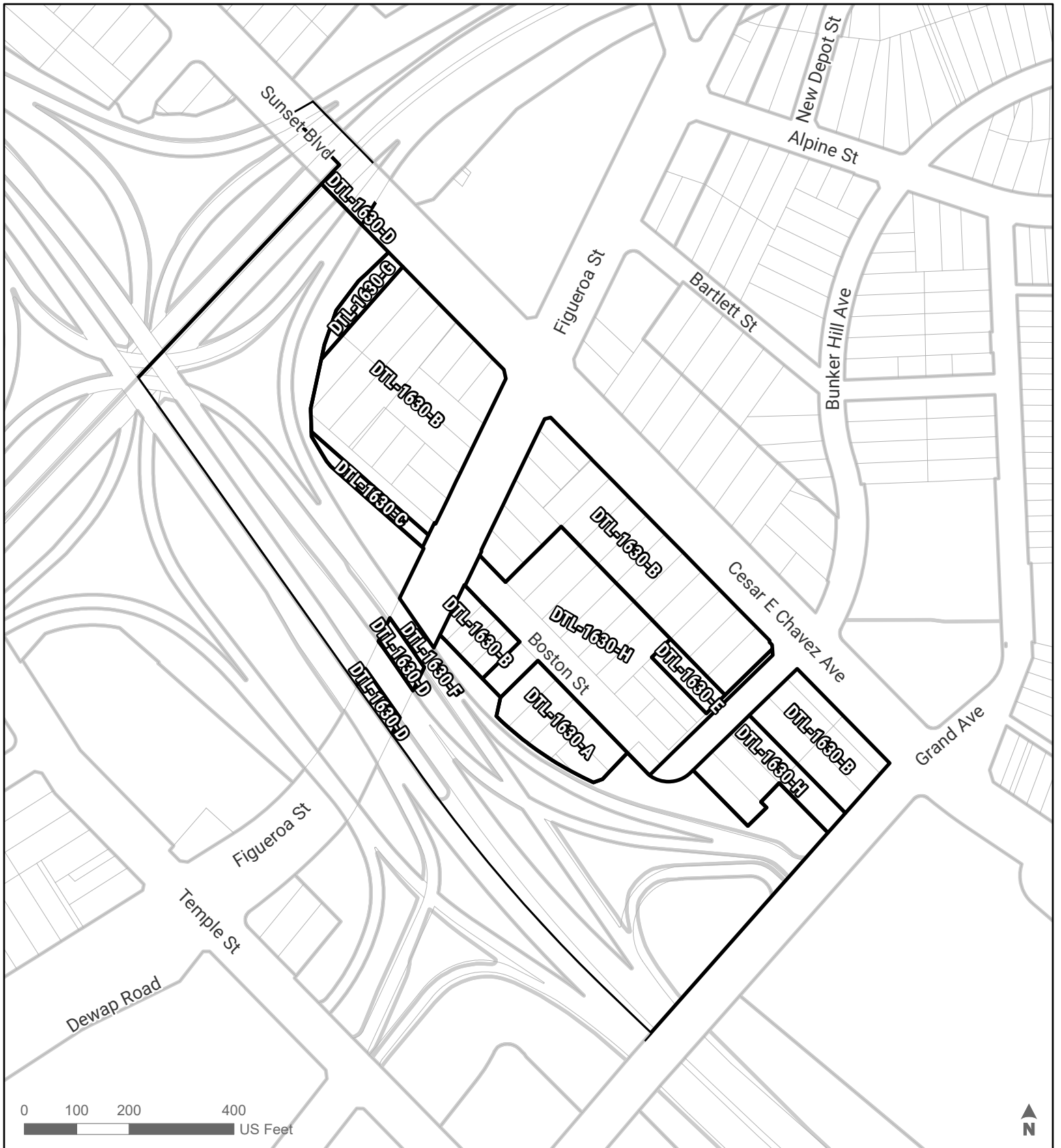
 Building Line Removal

Section:

**1620**

CPC-1994-0213-CPU


**Downtown  
 Community Plan Area**



ZONING MAP AMENDMENTS

**SUBAREAS**

DTL-1630-A, DTL-1630-B, DTL-1630-C, DTL-1630-D, DTL-1630-E, DTL-1630-F,  
DTL-1630-G, DTL-1630-H, DTL-1680-C, DTL-2240-C

 Building Line Removal

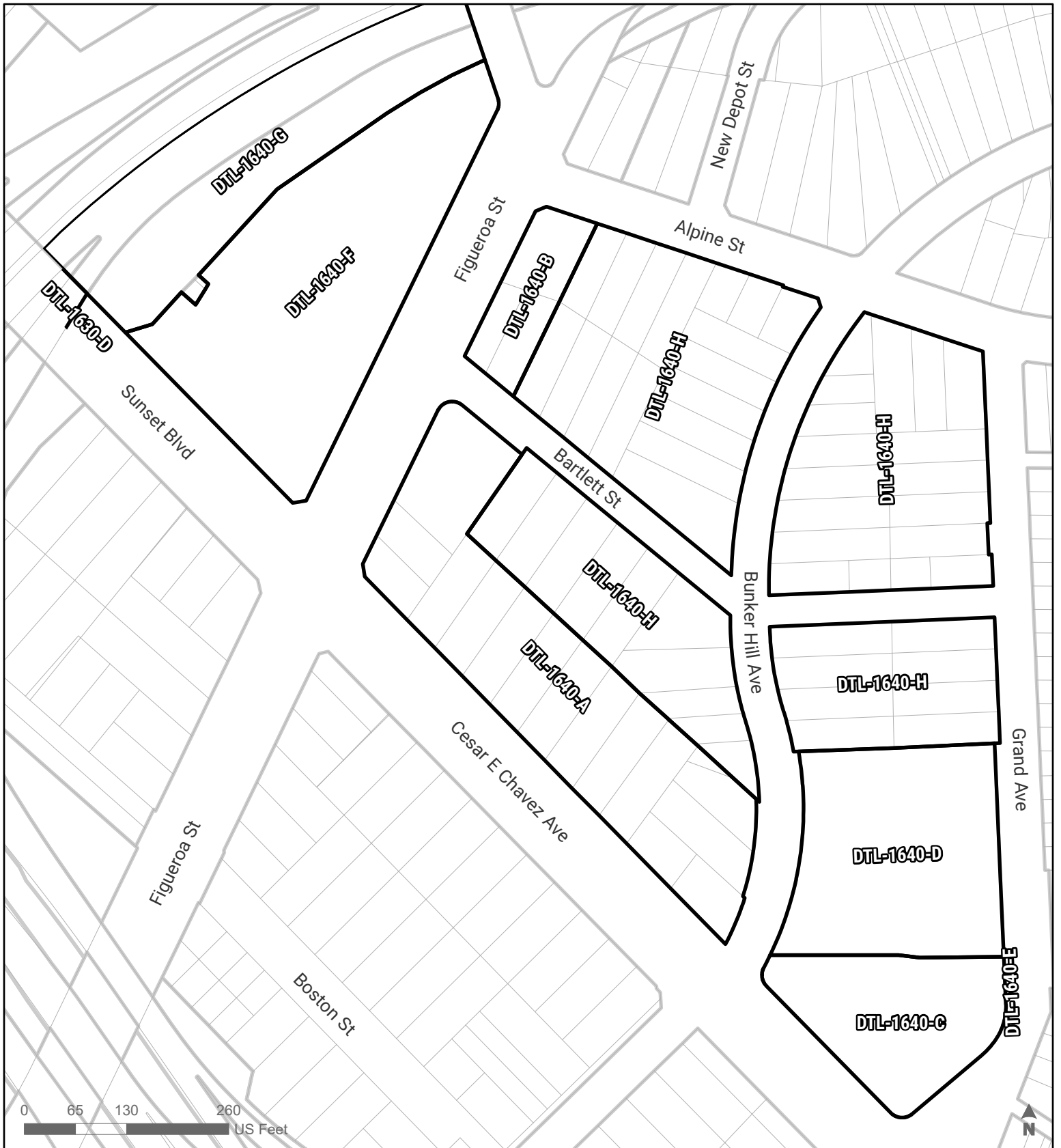
Section:

**1630**

CPC-1994-0213-CPU

**Downtown  
Community Plan Area**






ZONING MAP AMENDMENTS

**SUBAREAS**

DTL-1630-D, DTL-1640-A, DTL-1640-B, DTL-1640-C, DTL-1640-D, DTL-1640-E,  
DTL-1640-F, DTL-1640-G, DTL-1640-H, DTL-2430-E

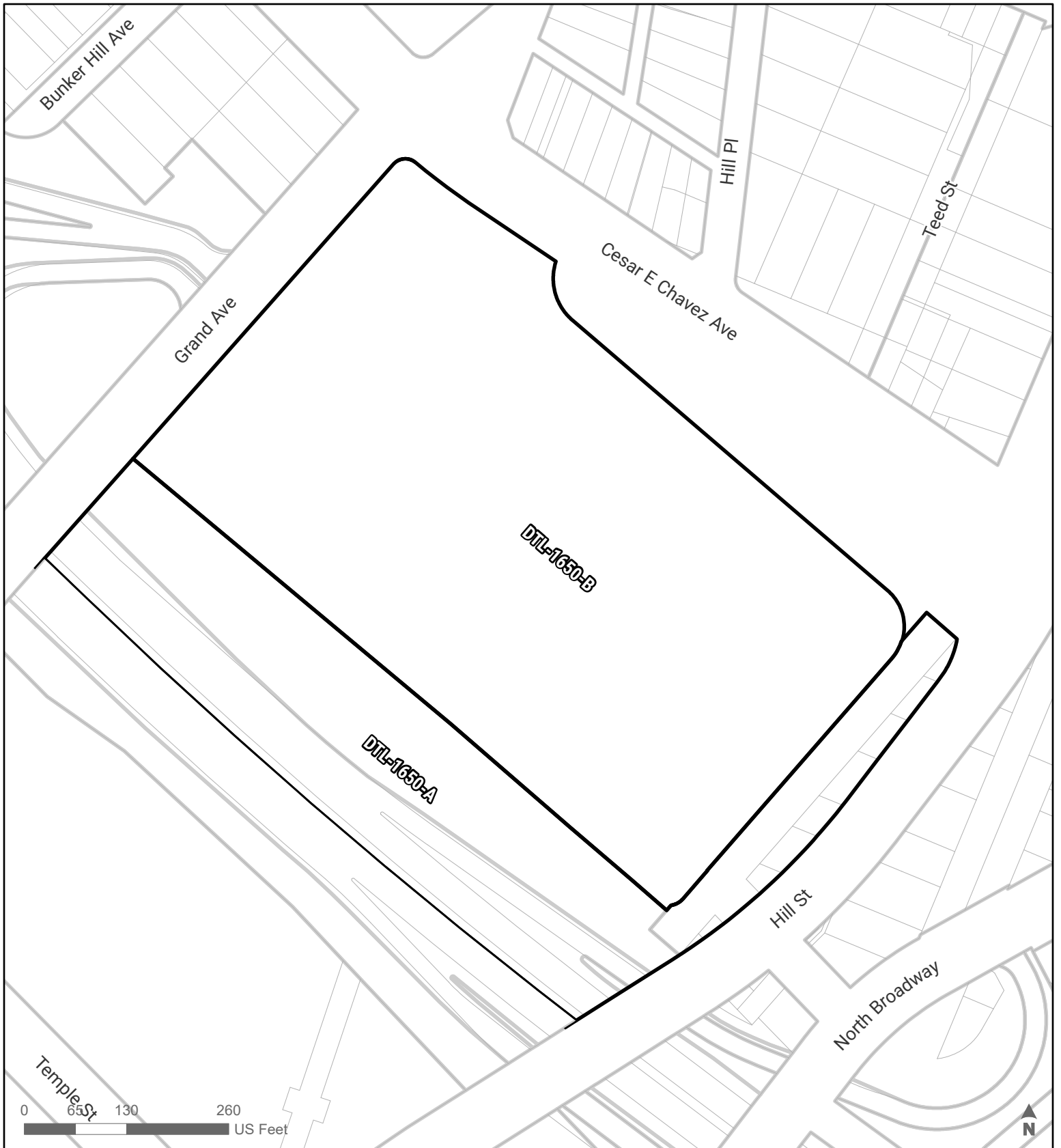
 Building Line Removal

Section:

**1640**

CPC-1994-0213-CPU


**Downtown  
Community Plan Area**



ZONING MAP AMENDMENTS

**SUBAREAS**

DTL-1650-A, DTL-1650-B, DTL-1690-B

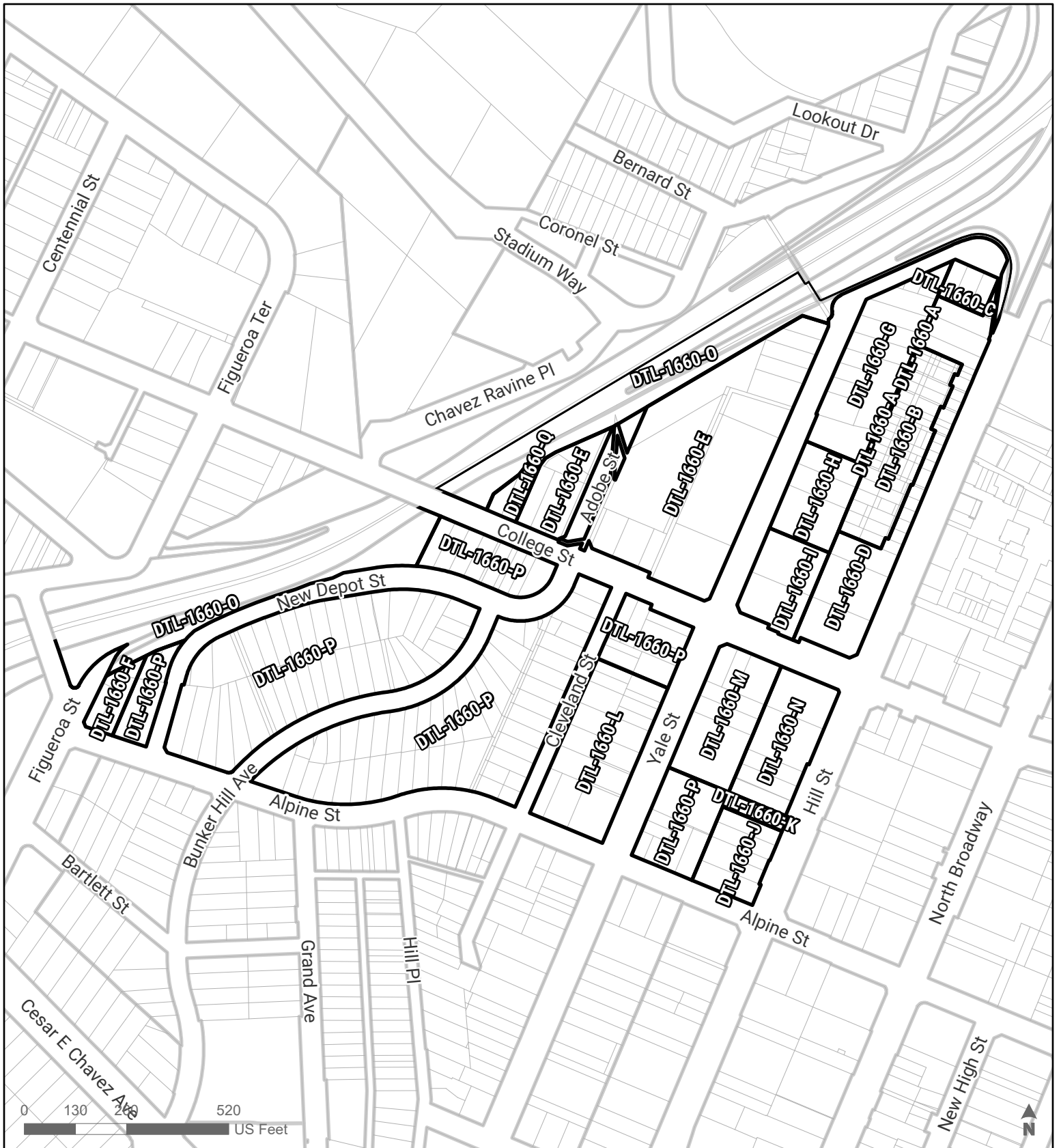
 Building Line Removal

Section:

**1650**

CPC-1994-0213-CPU


**Downtown  
Community Plan Area**



ZONING MAP AMENDMENTS

**SUBAREAS**

DTL-170-I, DTL-1660-A, DTL-1660-B, DTL-1660-C, DTL-1660-D, DTL-1660-E,  
 DTL-1660-F, DTL-1660-G, DTL-1660-H, DTL-1660-I, DTL-1660-J, DTL-1660-K,  
 DTL-1660-L, DTL-1660-M, DTL-1660-N, DTL-1660-O, DTL-1660-P, DTL-1660-Q,  
 DTL-2420-E

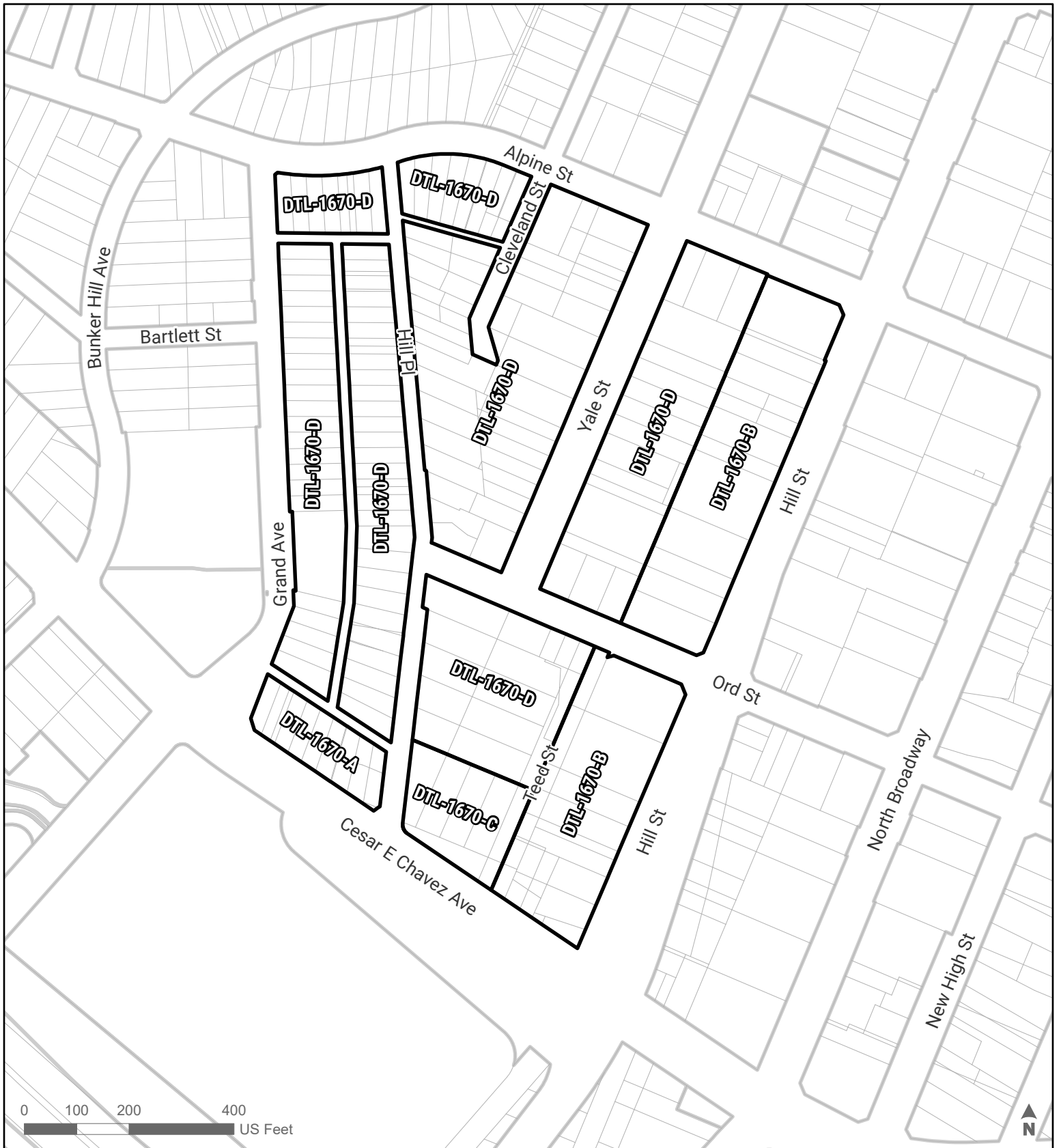
 Building Line Removal

Section:

**1660**

CPC-1994-0213-CPU


**Downtown  
 Community Plan Area**



ZONING MAP AMENDMENTS

**SUBAREAS**

DTL-1670-A, DTL-1670-B, DTL-1670-C, DTL-1670-D

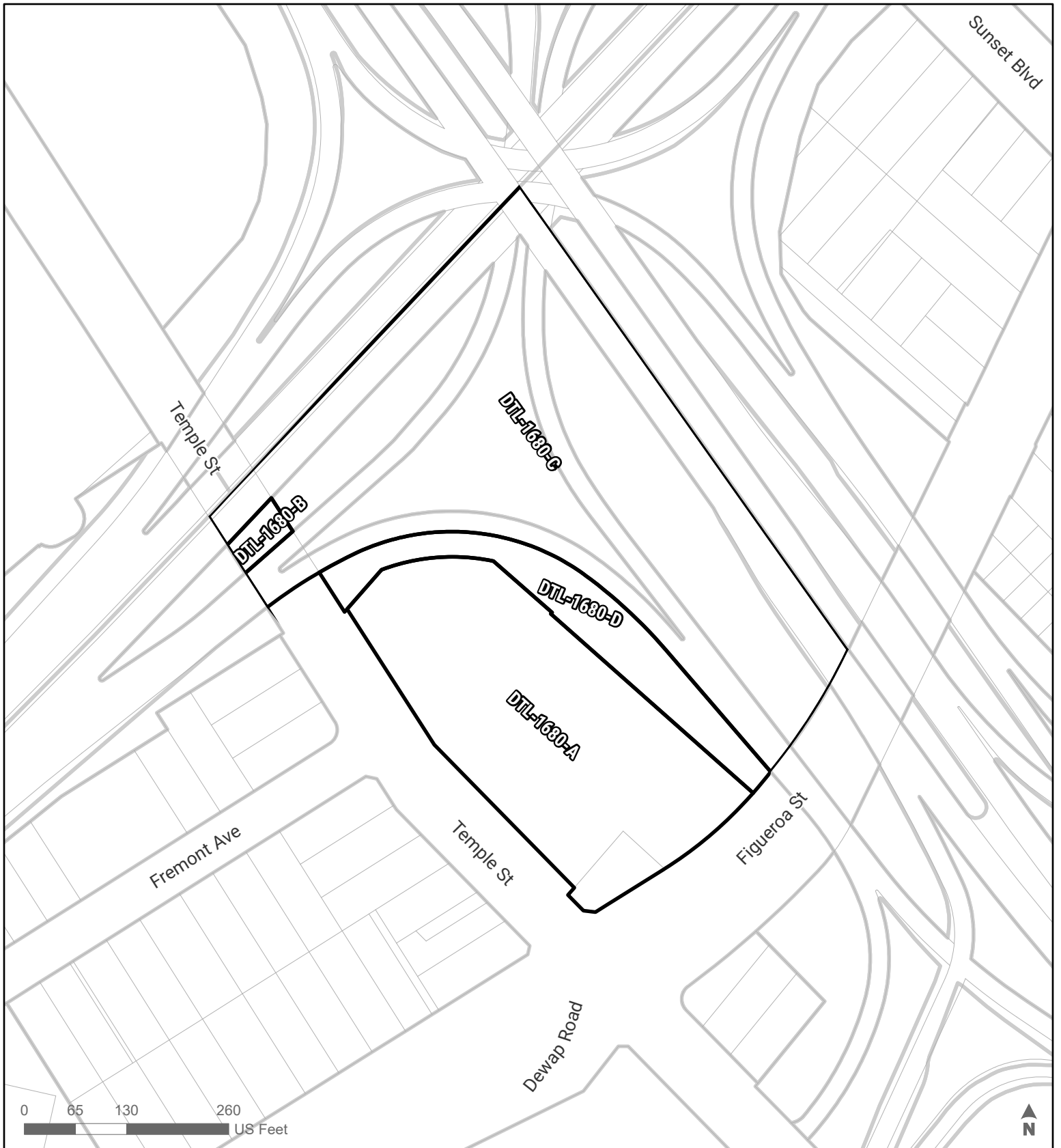
 Building Line Removal

Section:

**1670**

CPC-1994-0213-CPU


**Downtown  
Community Plan Area**



ZONING MAP AMENDMENTS

**SUBAREAS**

DTL-1630-F, DTL-1680-A, DTL-1680-B, DTL-1680-C, DTL-1680-D, DTL-1790-C,  
DTL-2240-B, DTL-2240-C

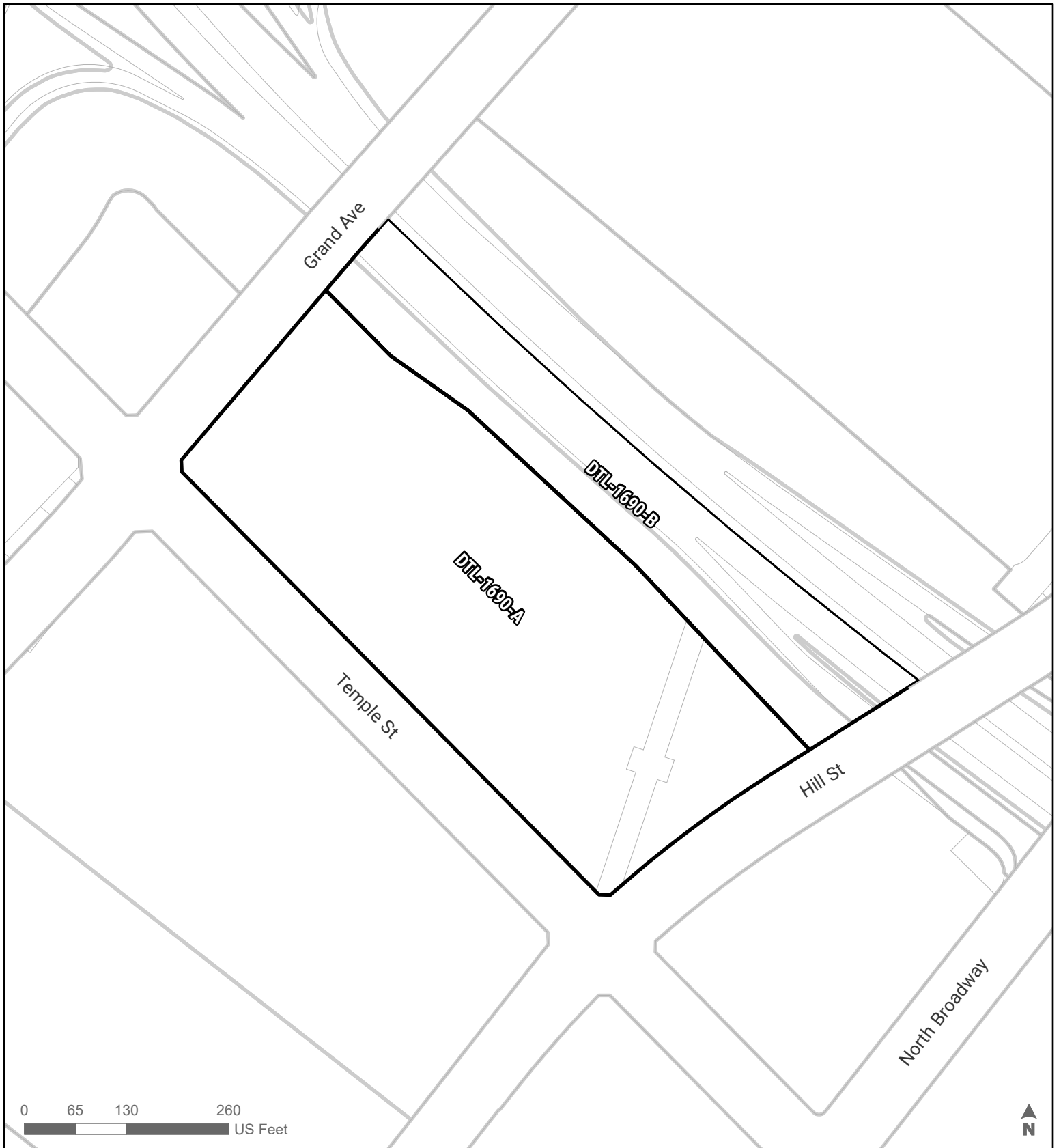
 Building Line Removal

Section:

**1680**

CPC-1994-0213-CPU


**Downtown  
Community Plan Area**



ZONING MAP AMENDMENTS

**SUBAREAS**

DTL-1650-A, DTL-1690-A, DTL-1690-B

 Building Line Removal

Section:

**1690**

CPC-1994-0213-CPU


**Downtown  
Community Plan Area**



ZONING MAP AMENDMENTS

**SUBAREAS**

DTL-1700-A, DTL-1700-B, DTL-1700-C, DTL-1700-D, DTL-1700-E

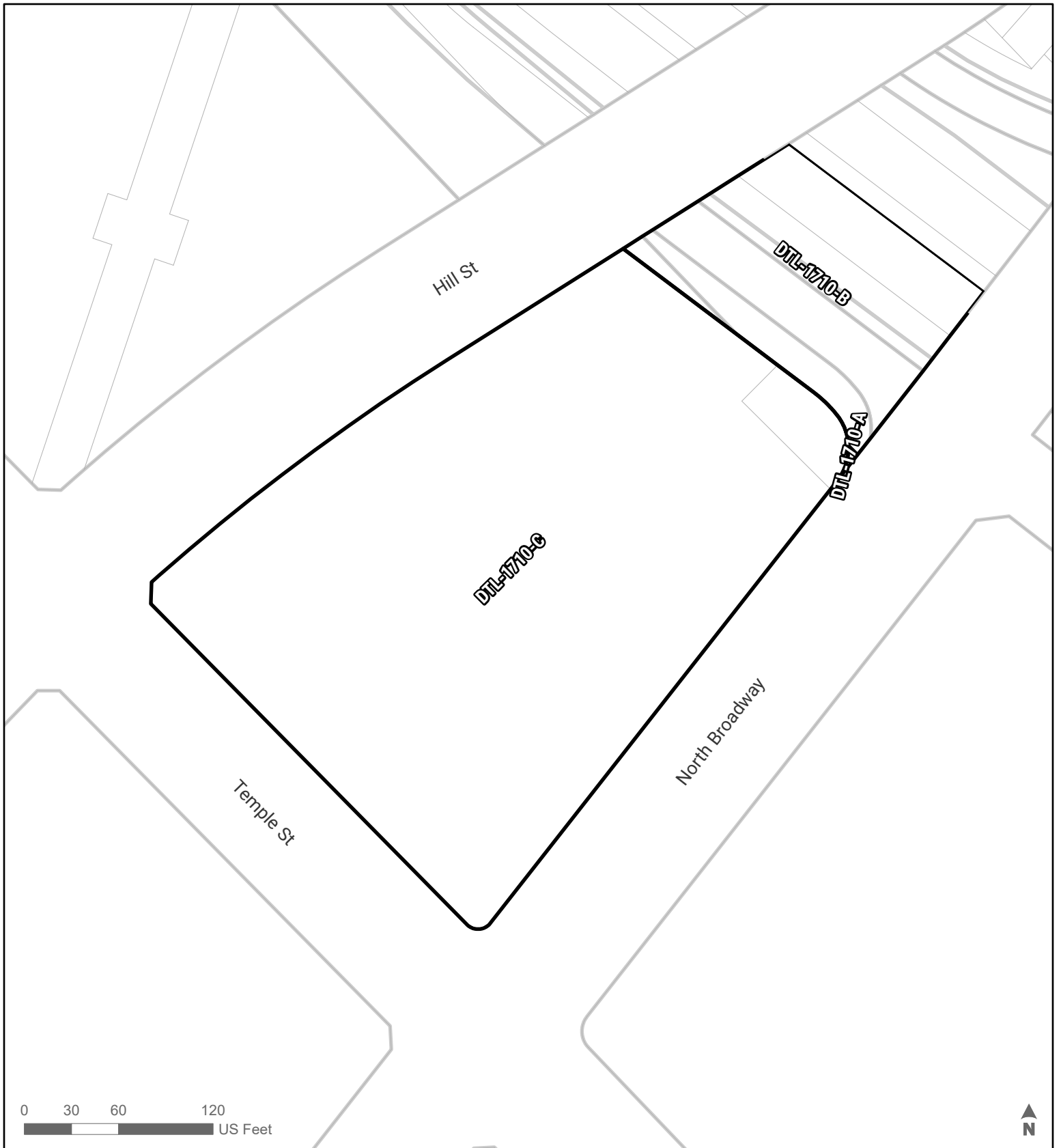
 Building Line Removal

Section:

**1700**

CPC-1994-0213-CPU


**Downtown  
Community Plan Area**



ZONING MAP AMENDMENTS

**SUBAREAS**

DTL-1710-A, DTL-1710-B, DTL-1710-C, DTL-2310-H

 Building Line Removal

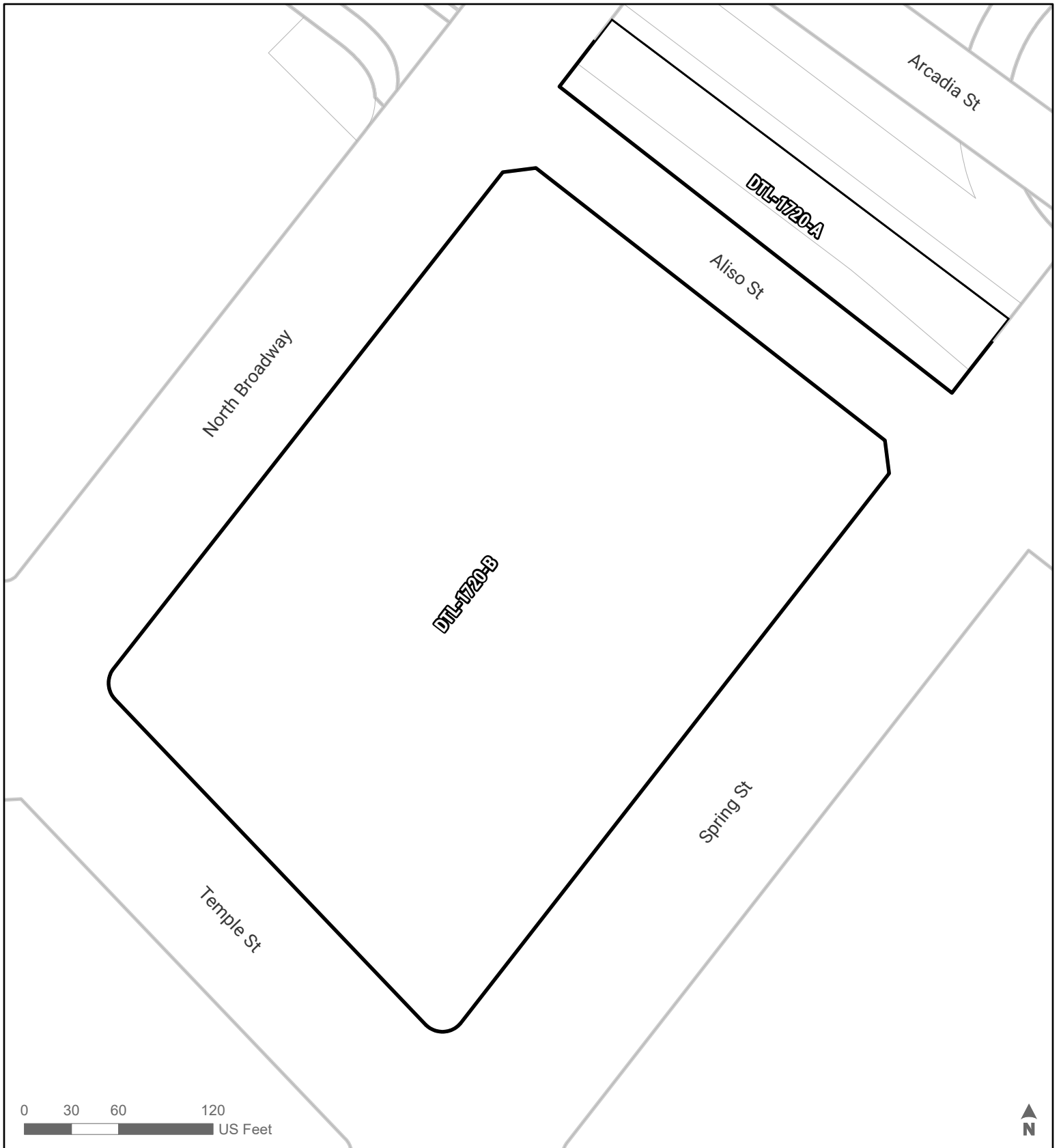
Section:

**1710**

CPC-1994-0213-CPU

**Downtown  
Community Plan Area**






ZONING MAP AMENDMENTS

**SUBAREAS**

DTL-1720-A, DTL-1720-B, DTL-2310-H

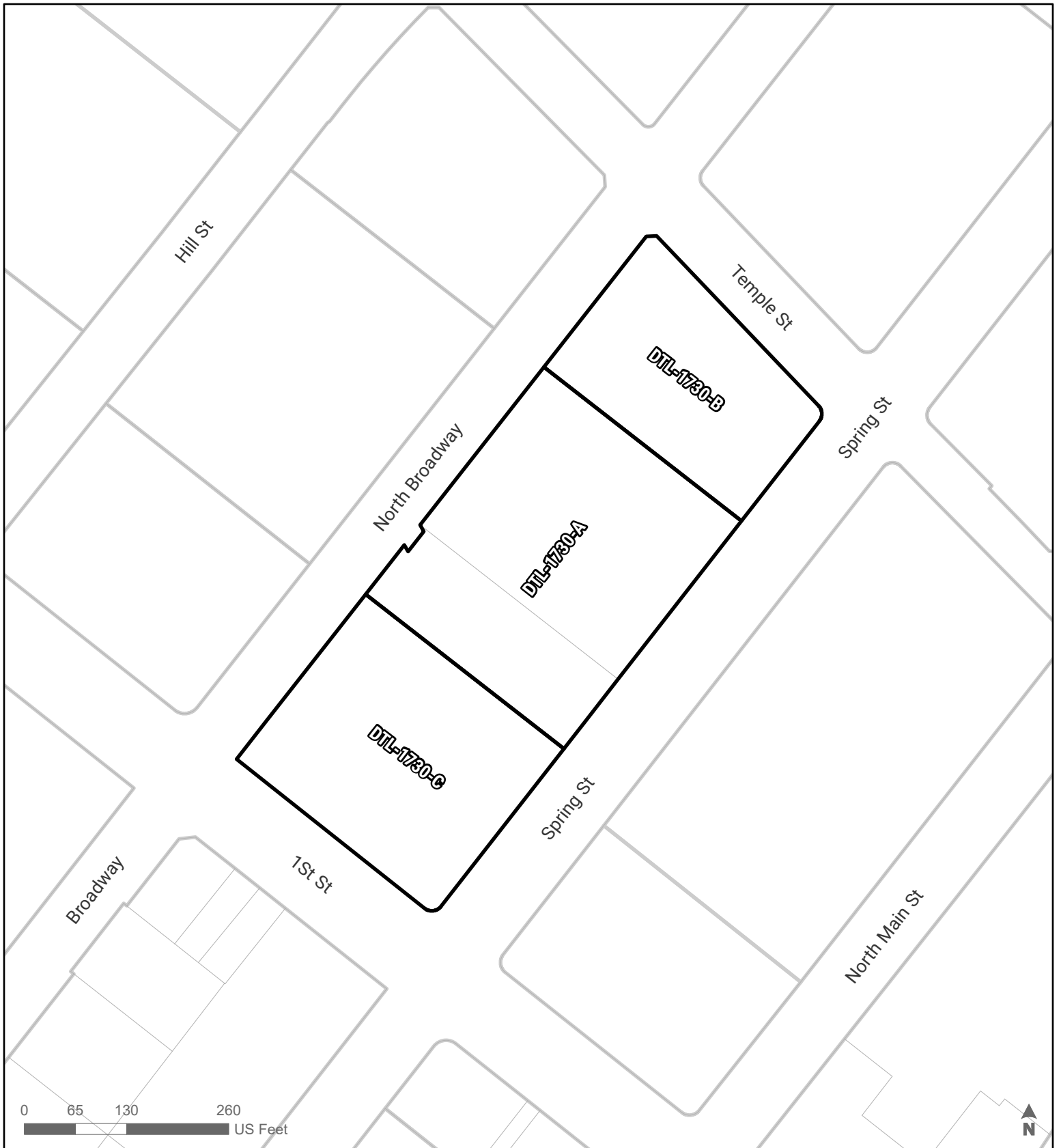
 Building Line Removal

Section:

**1720**

CPC-1994-0213-CPU


**Downtown  
Community Plan Area**



ZONING MAP AMENDMENTS

**SUBAREAS**

DTL-1730-A, DTL-1730-B, DTL-1730-C

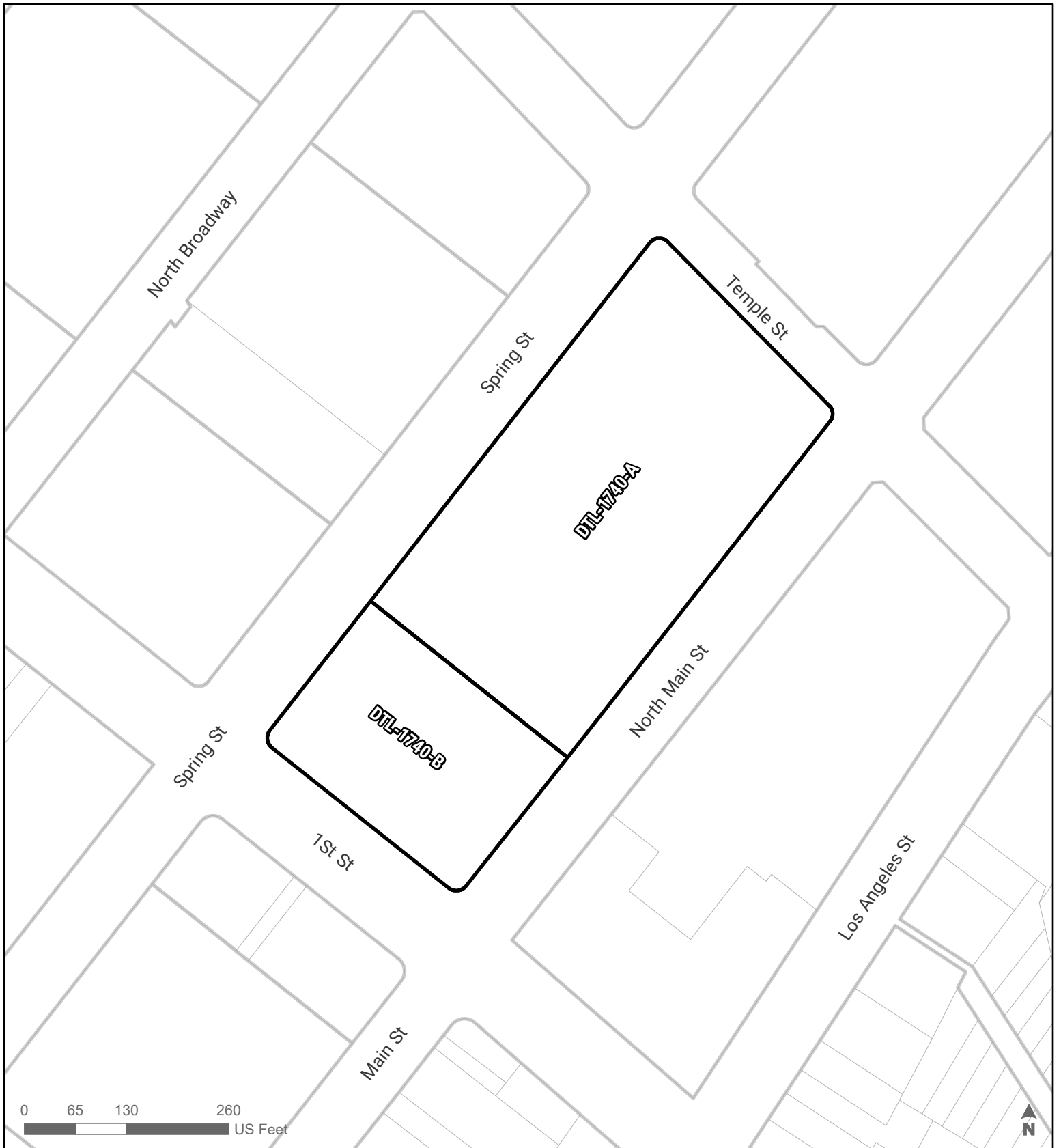
 Building Line Removal

Section:

**1730**

CPC-1994-0213-CPU


**Downtown  
Community Plan Area**



ZONING MAP AMENDMENTS

**SUBAREAS**

DTL-1740-A, DTL-1740-B

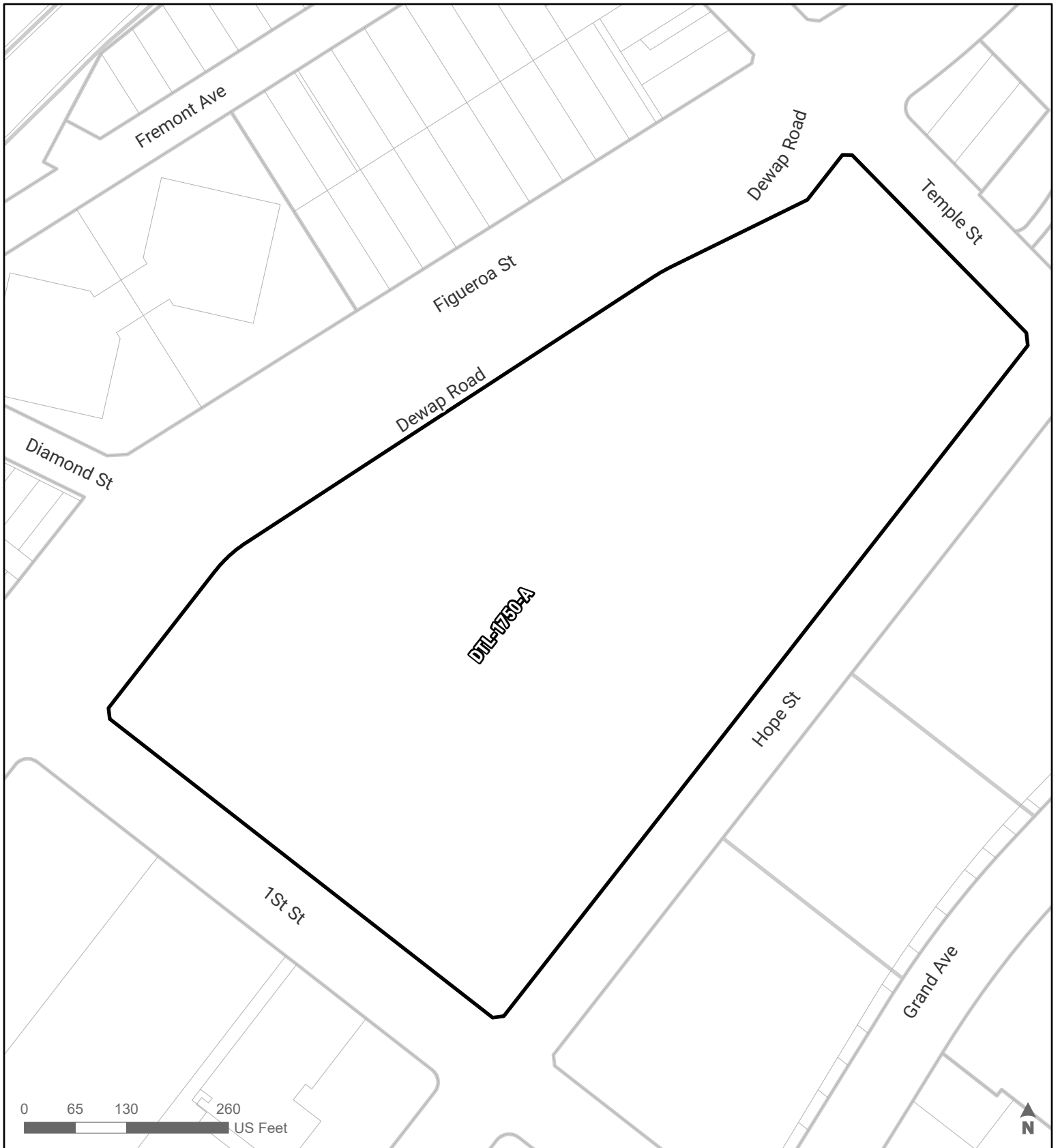
 Building Line Removal

Section:


**1740**

CPC-1994-0213-CPU

**Downtown  
Community Plan Area**



ZONING MAP AMENDMENTS  
**SUBAREAS**  
 DTL-1750-A

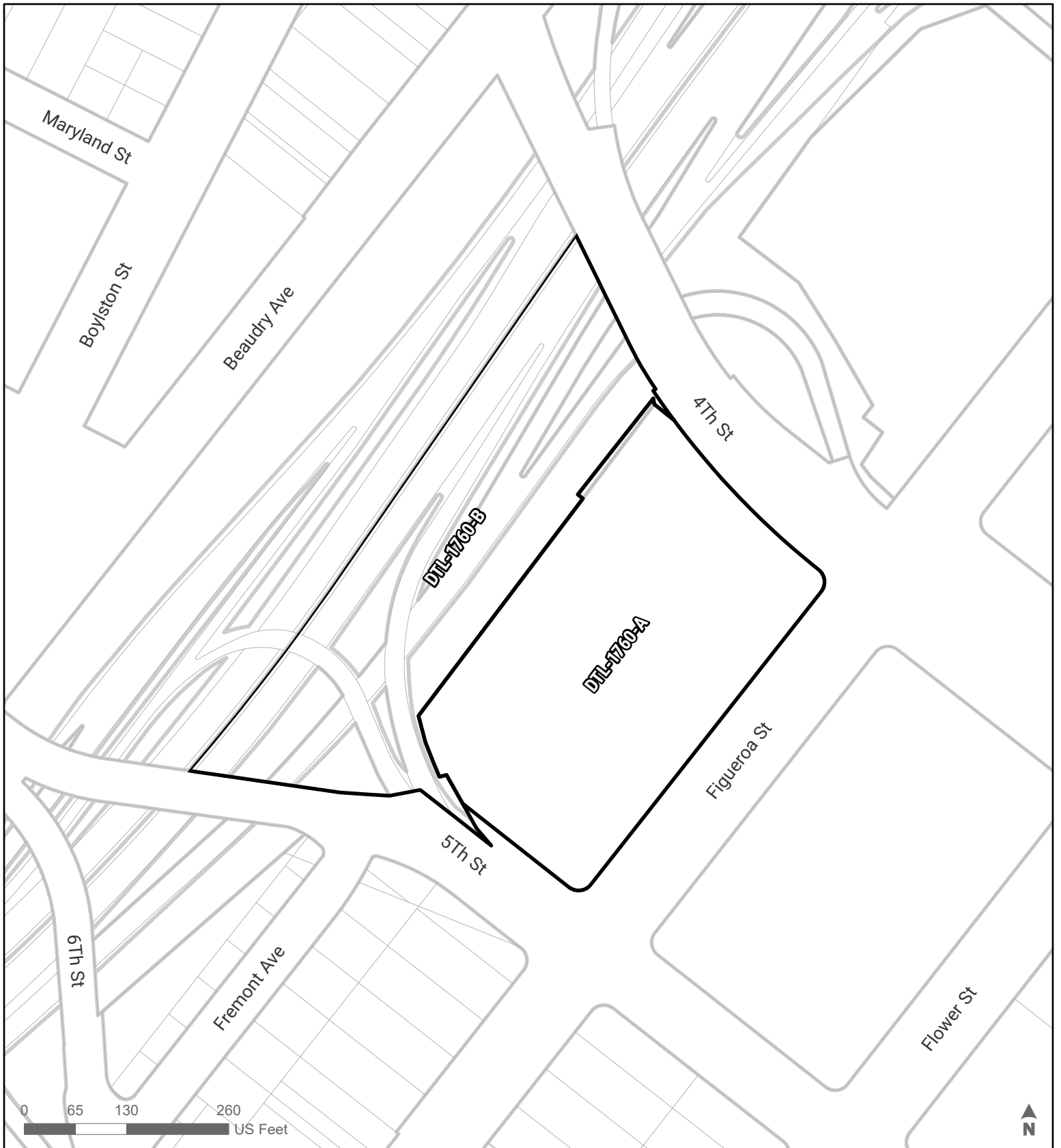
 Building Line Removal

Section:

**1750**

CPC-1994-0213-CPU

**Downtown  
 Community Plan Area**



ZONING MAP AMENDMENTS  
**SUBAREAS**  
 DTL-1760-A, DTL-1760-B

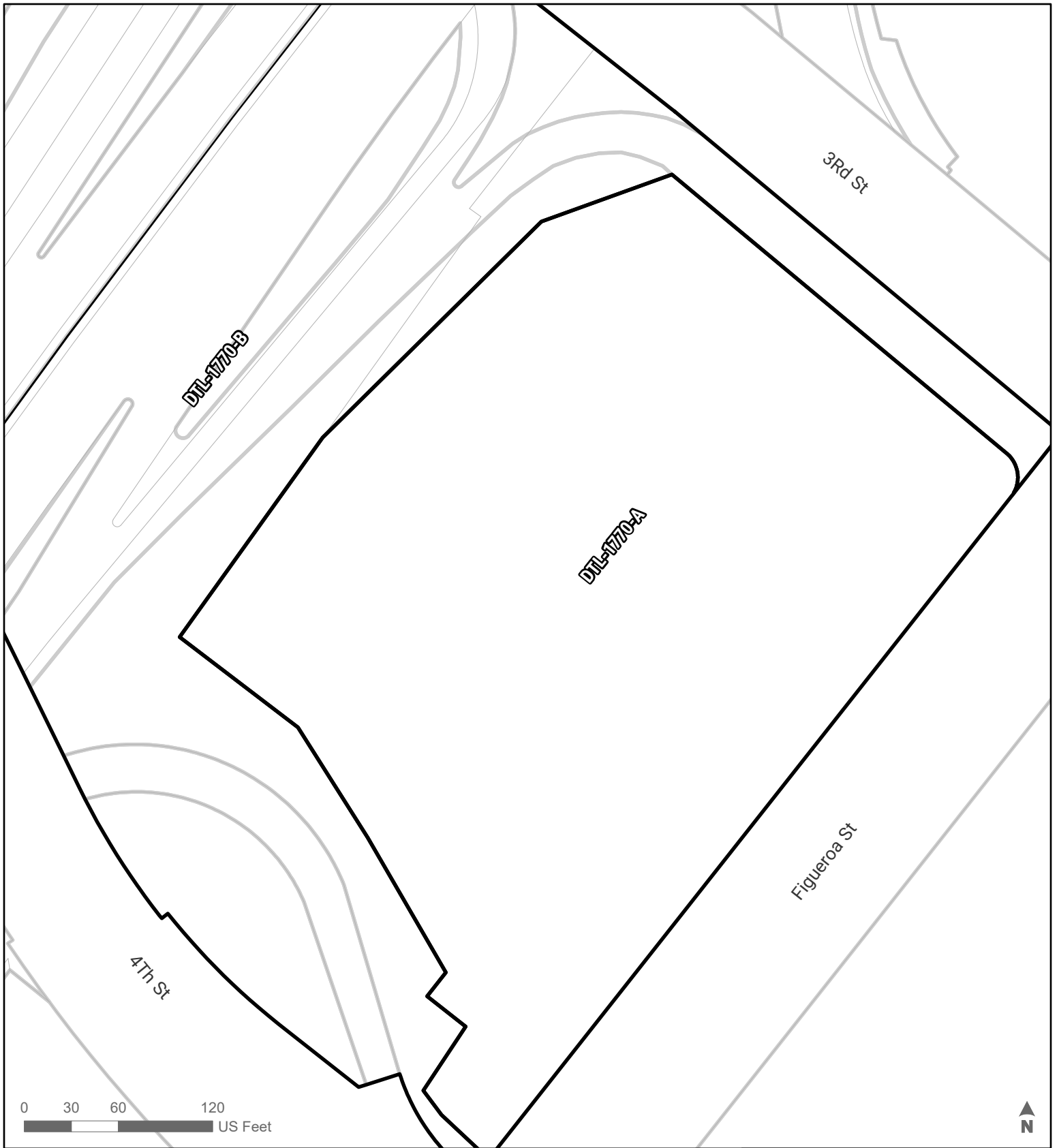
 Building Line Removal

Section:

**1760**

CPC-1994-0213-CPU


**Downtown  
 Community Plan Area**



ZONING MAP AMENDMENTS

**SUBAREAS**

DTL-1770-A, DTL-1770-B

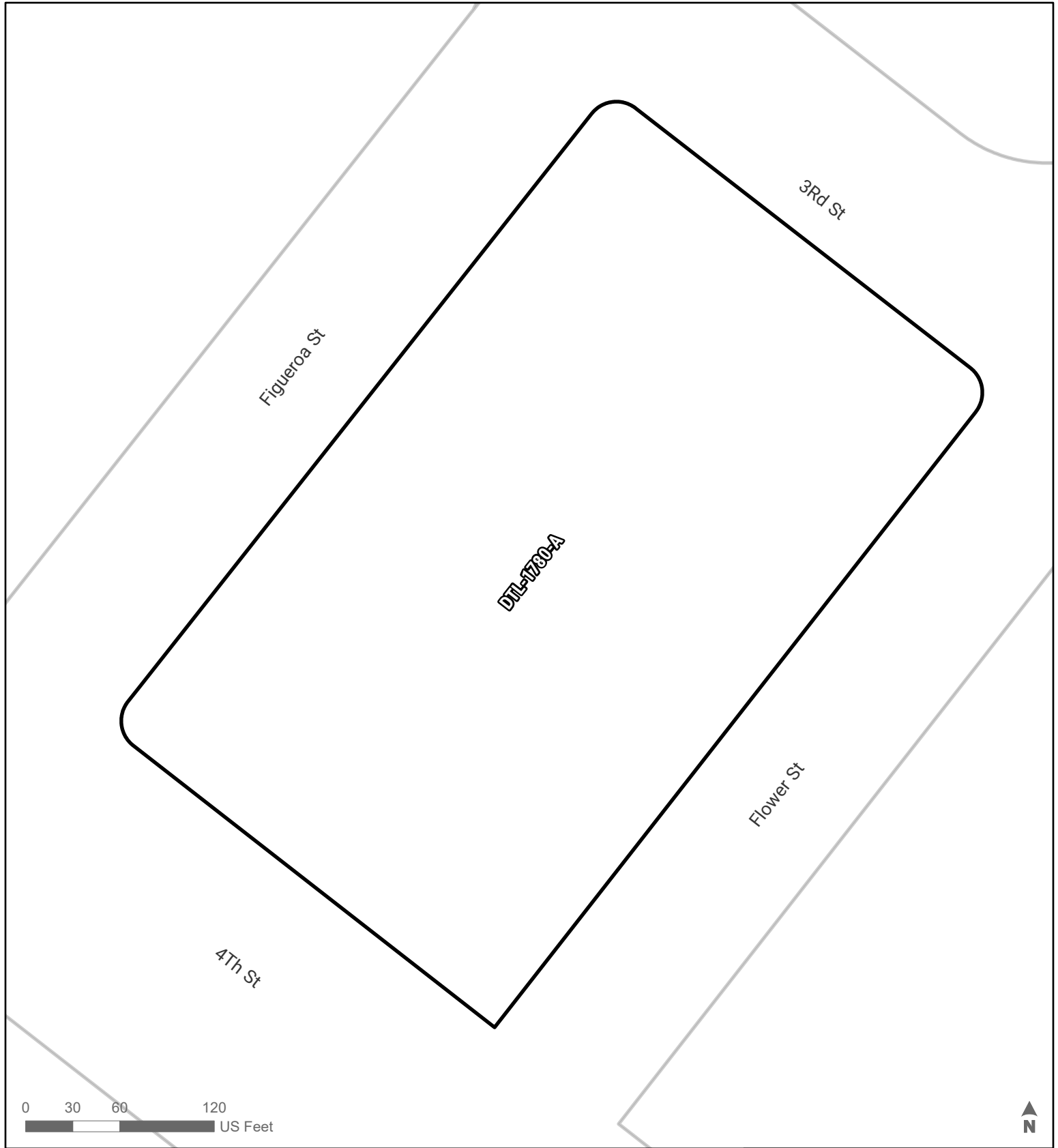
 Building Line Removal

Section:


**1770**

CPC-1994-0213-CPU

**Downtown  
Community Plan Area**



ZONING MAP AMENDMENTS  
**SUBAREAS**  
 DTL-1780-A

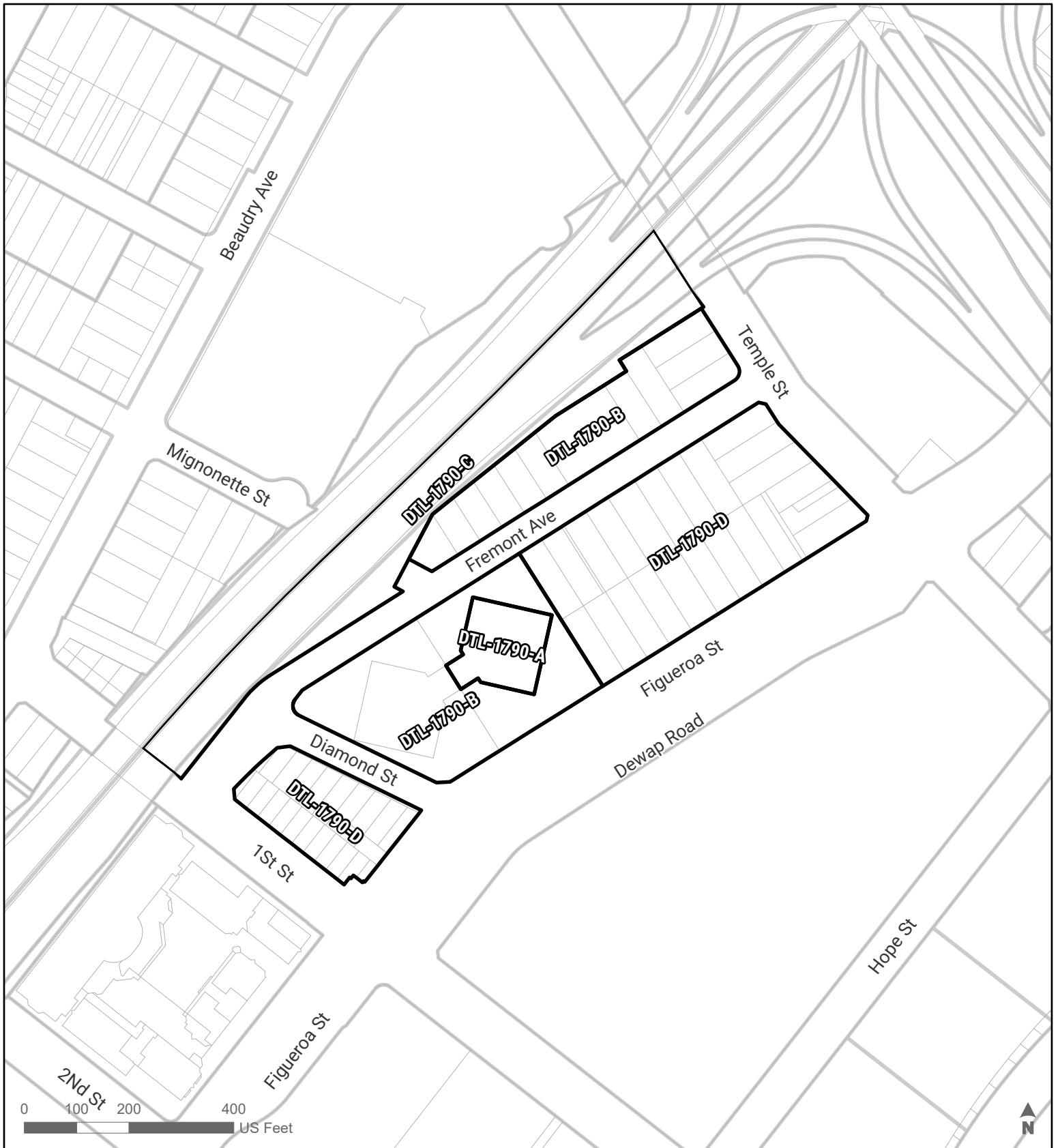
 Building Line Removal

Section:

**1780**

CPC-1994-0213-CPU


**Downtown  
 Community Plan Area**



ZONING MAP AMENDMENTS

**SUBAREAS**

DTL-1680-B, DTL-1680-C, DTL-1790-A, DTL-1790-B, DTL-1790-C, DTL-1790-D,  
DTL-2070-B

 Building Line Removal

Section:

**1790**

CPC-1994-0213-CPU

**Downtown  
Community Plan Area**






ZONING MAP AMENDMENTS

**SUBAREAS**

DTL-1800-A, DTL-1800-B

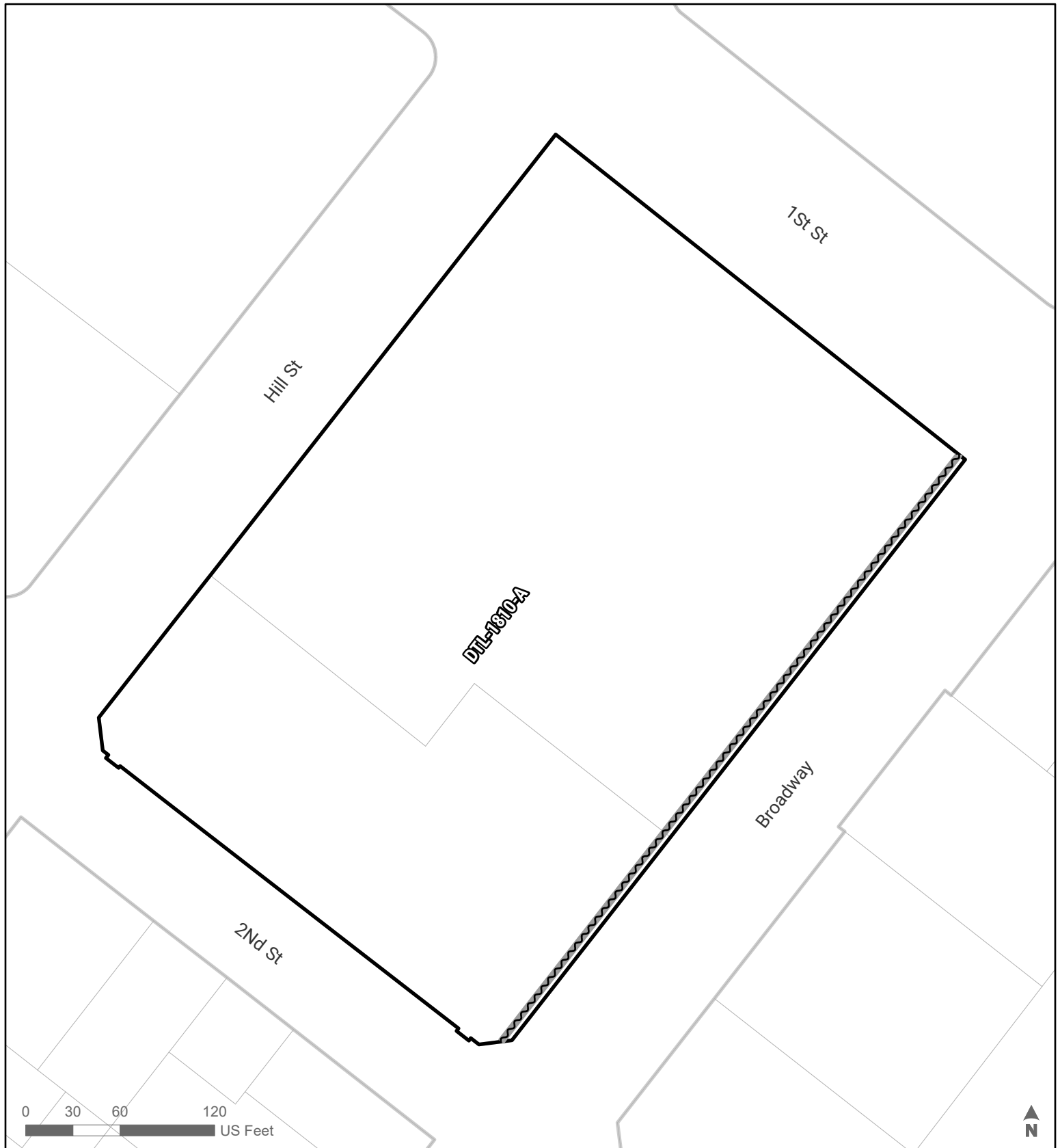
 Building Line Removal

Section:


**1800**

CPC-1994-0213-CPU

**Downtown  
Community Plan Area**



ZONING MAP AMENDMENTS  
**SUBAREAS**  
 DTL-1810-A

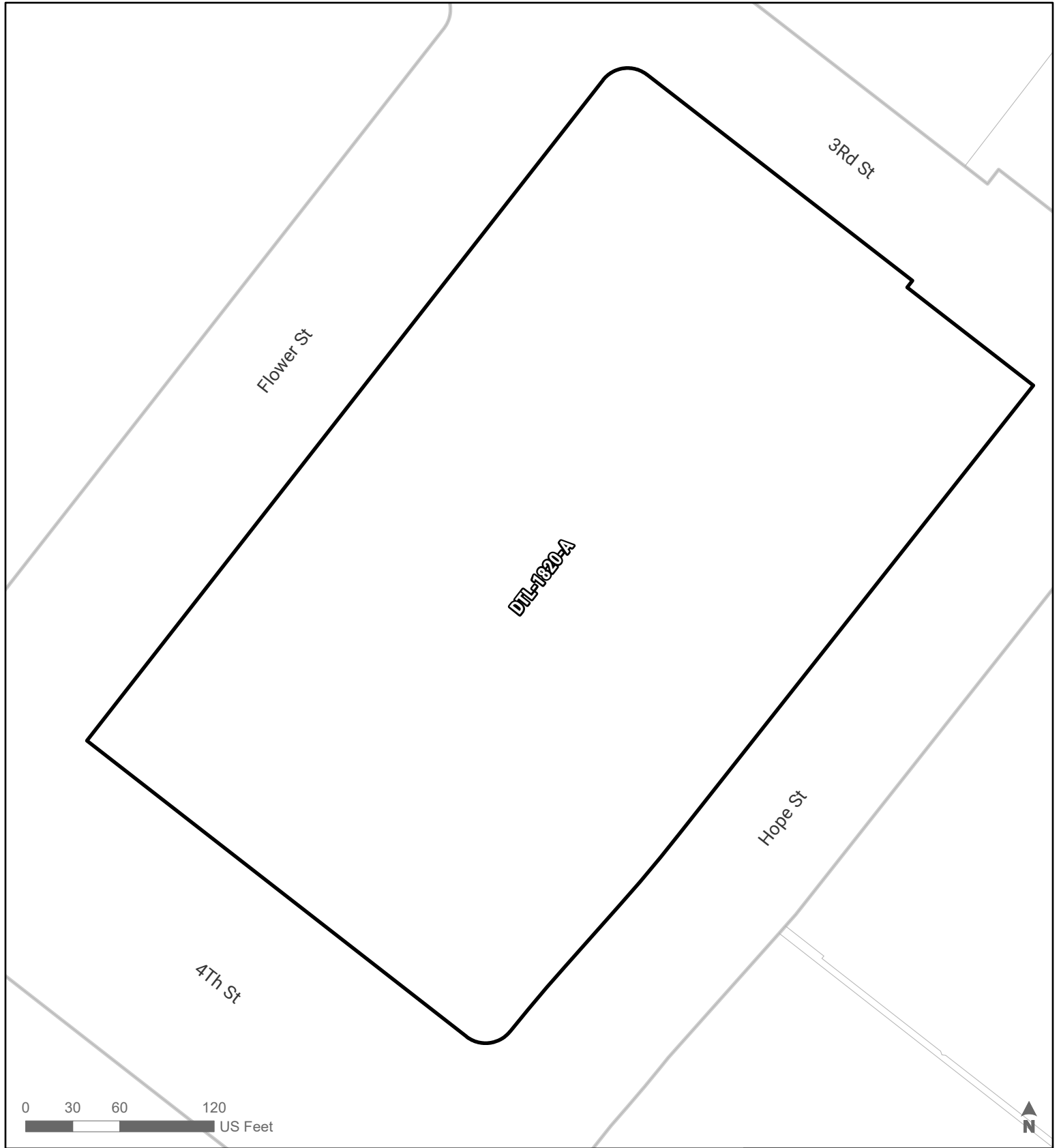
 Building Line Removal

Section:


**1810**

CPC-1994-0213-CPU

**Downtown  
 Community Plan Area**



ZONING MAP AMENDMENTS  
**SUBAREAS**  
 DTL-1820-A

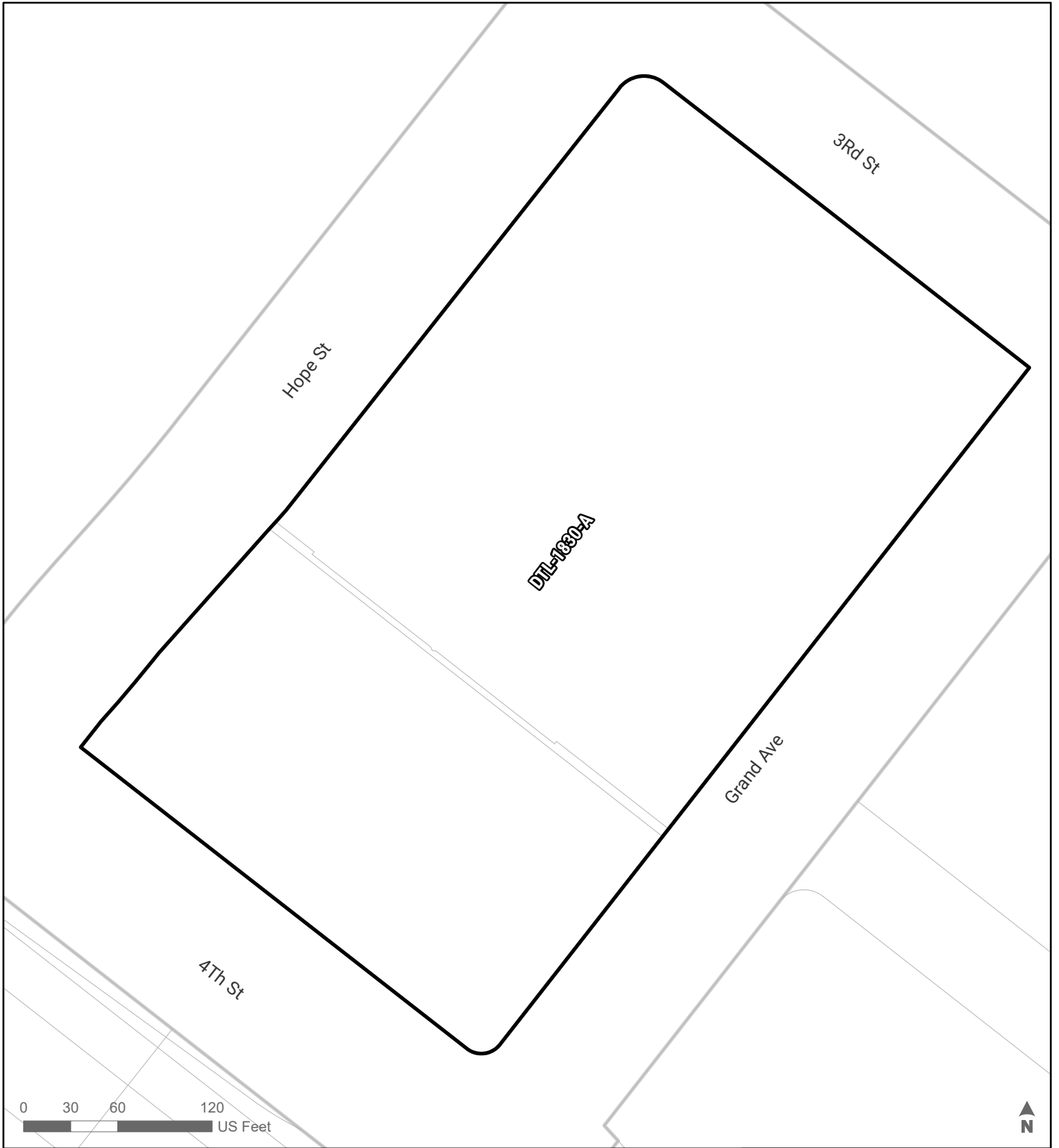
 Building Line Removal

Section:


**1820**

CPC-1994-0213-CPU

**Downtown  
 Community Plan Area**



ZONING MAP AMENDMENTS  
**SUBAREAS**  
 DTL-1830-A

 Building Line Removal

Section:

**1830**

CPC-1994-0213-CPU


**Downtown  
 Community Plan Area**



ZONING MAP AMENDMENTS

**SUBAREAS**

DTL-1840-A, DTL-1840-B, DTL-1840-C, DTL-2270-A

 Building Line Removal

Data Sources: Department of City Planning, Bureau of Engineering

TL / MAR2021

Section:

**1840**

CPC-1994-0213-CPU


**Downtown  
Community Plan Area**



ZONING MAP AMENDMENTS

**SUBAREAS**

DTL-1850-A, DTL-1850-B, DTL-1900-A

 Building Line Removal

Section:

**1850**

CPC-1994-0213-CPU

**Downtown  
Community Plan Area**



ZONING MAP AMENDMENTS

**SUBAREAS**

DTL-1860-A, DTL-1860-B

 Building Line Removal

Data Sources: Department of City Planning, Bureau of Engineering

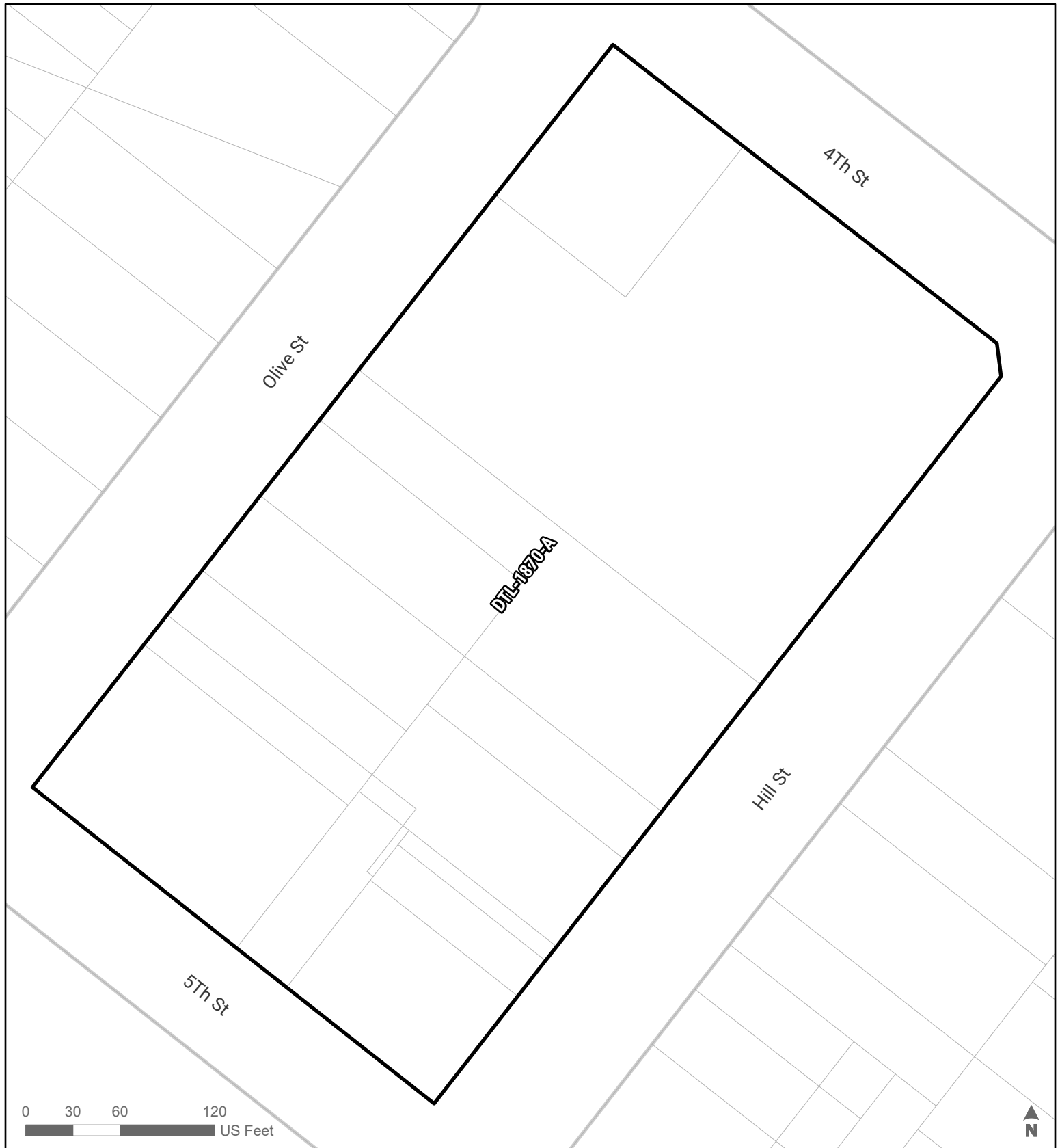
TL / MAR2021

Section:


**1860**

CPC-1994-0213-CPU

**Downtown  
Community Plan Area**



ZONING MAP AMENDMENTS  
**SUBAREAS**  
 DTL-1870-A

 Building Line Removal

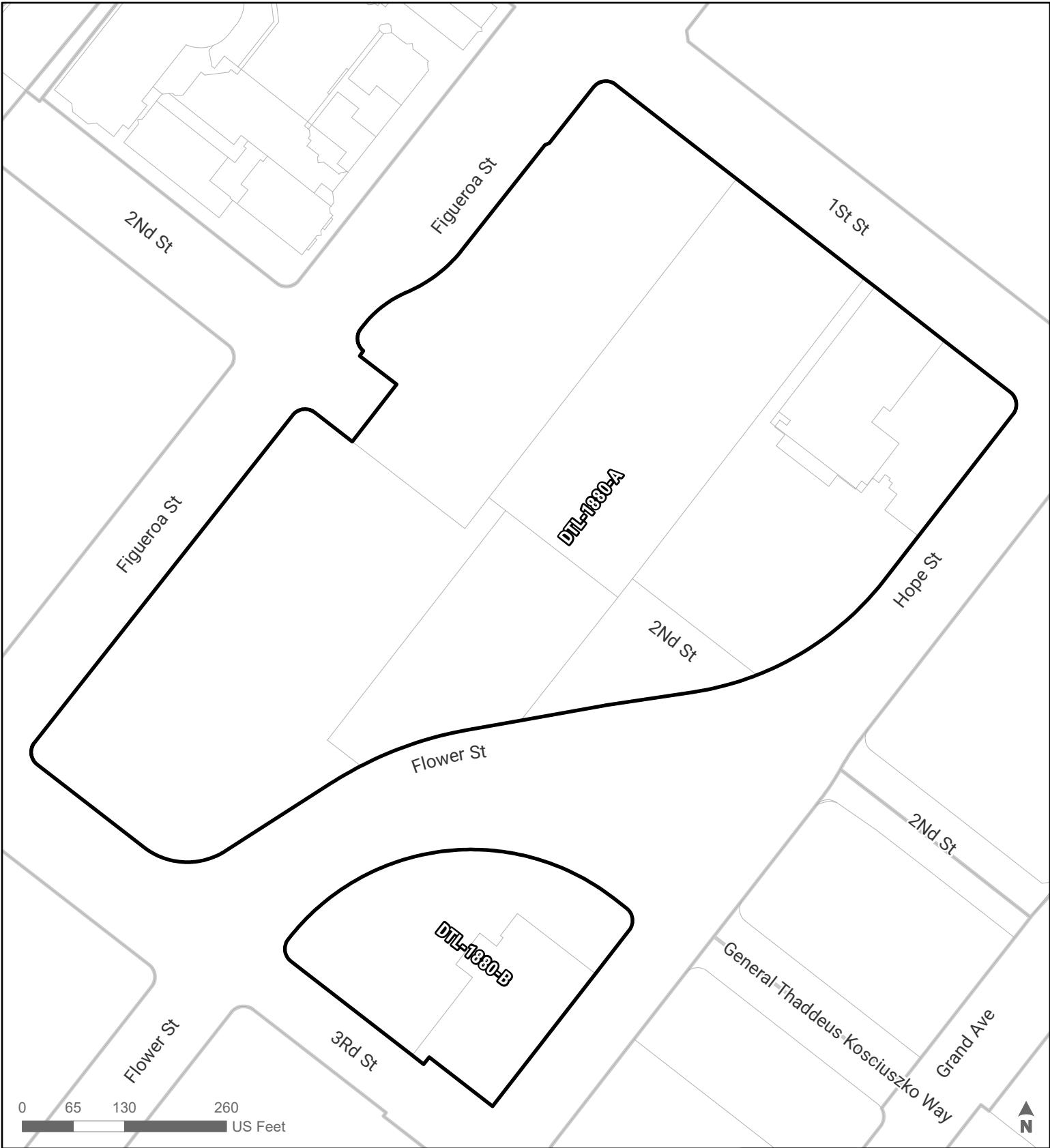
Section:

**1870**

CPC-1994-0213-CPU

**Downtown  
 Community Plan Area**






ZONING MAP AMENDMENTS

**SUBAREAS**

DTL-1880-A, DTL-1880-B

 Building Line Removal

Data Sources: Department of City Planning, Bureau of Engineering

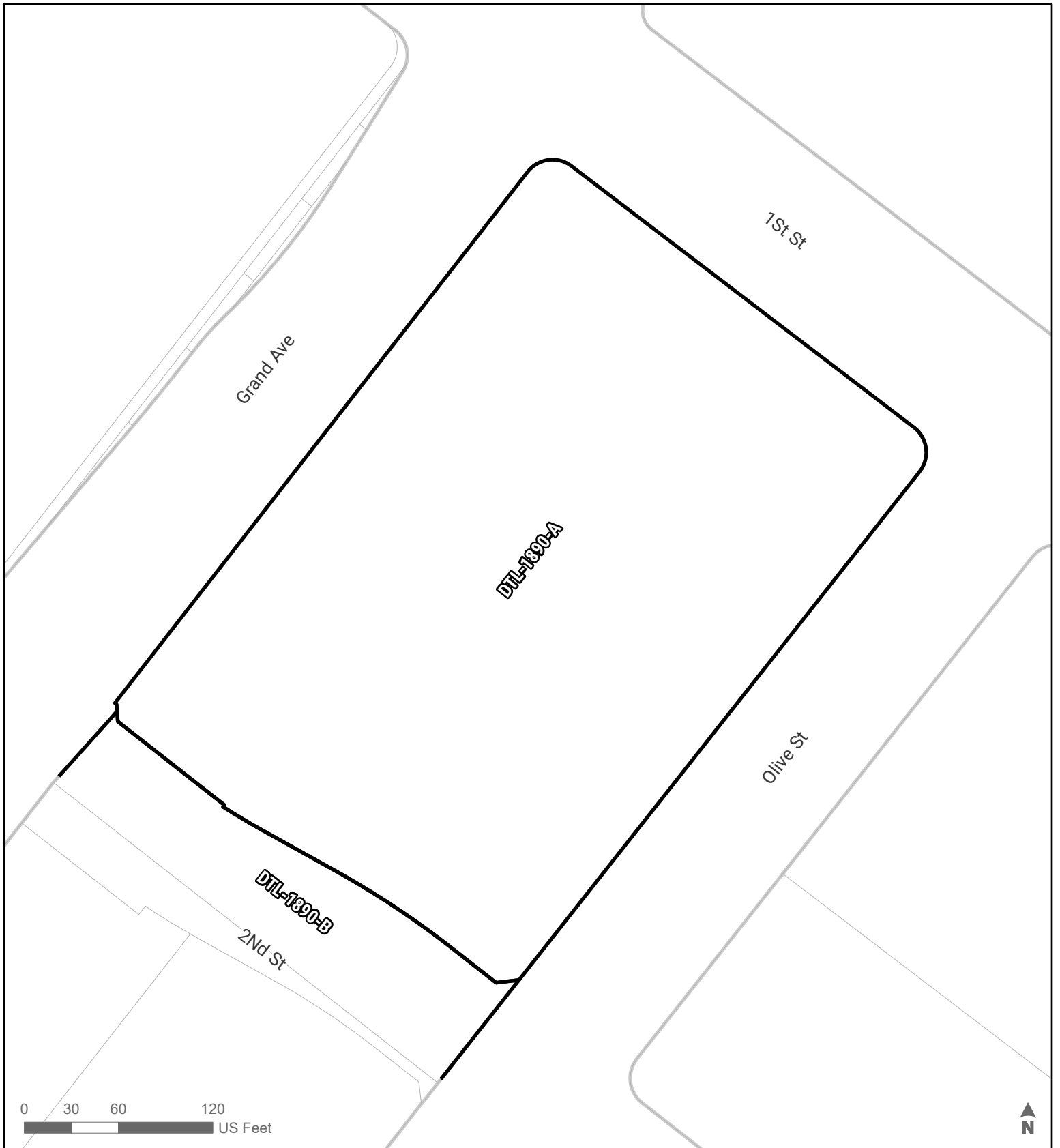
TL / MAR2021

Section:

**1880**

CPC-1994-0213-CPU


**Downtown  
Community Plan Area**



ZONING MAP AMENDMENTS

**SUBAREAS**

DTL-1890-A, DTL-1890-B

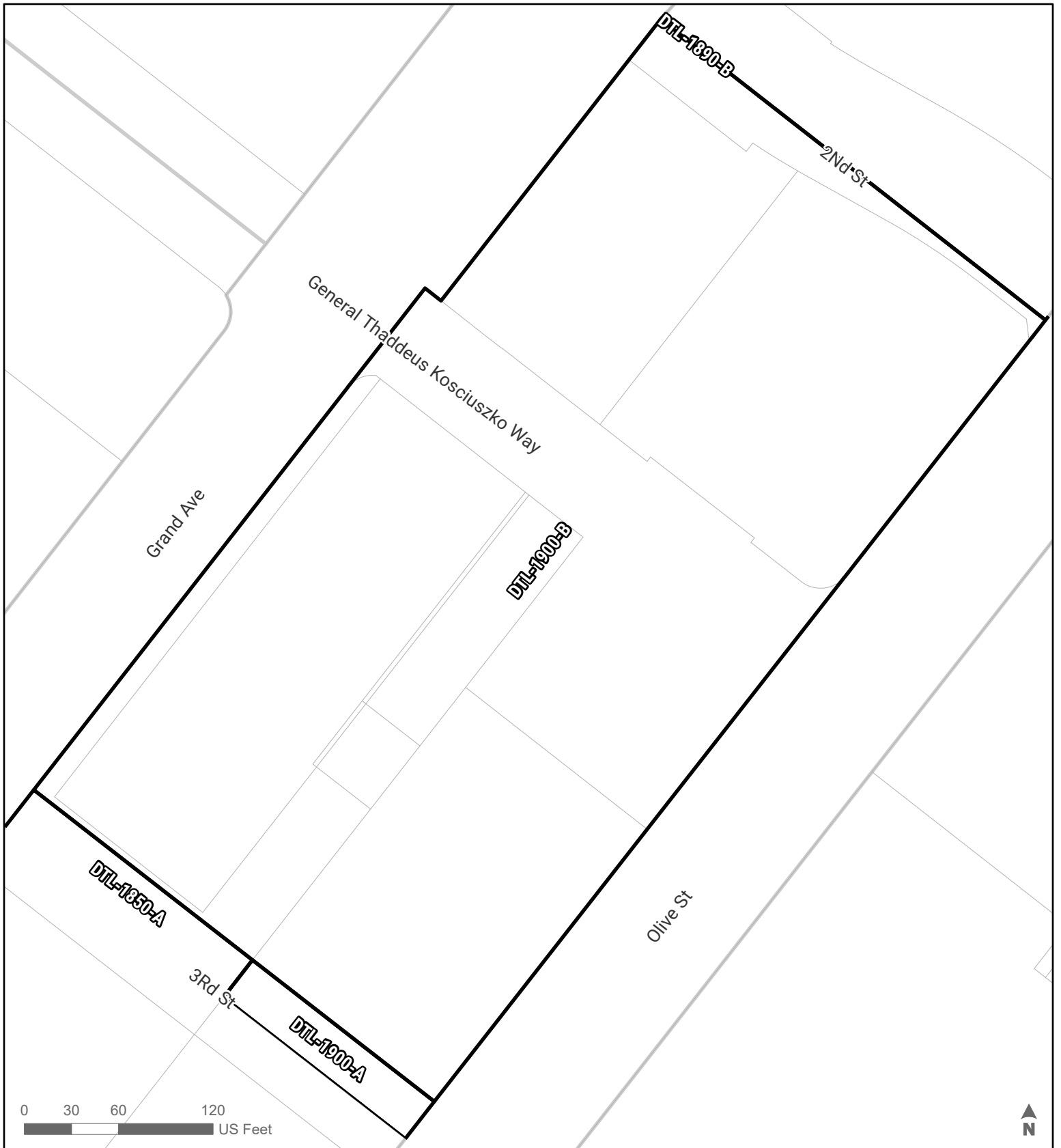
 Building Line Removal

Section:

**1890**

CPC-1994-0213-CPU


**Downtown  
Community Plan Area**



ZONING MAP AMENDMENTS

**SUBAREAS**

DTL-1850-A, DTL-1890-B, DTL-1900-A, DTL-1900-B

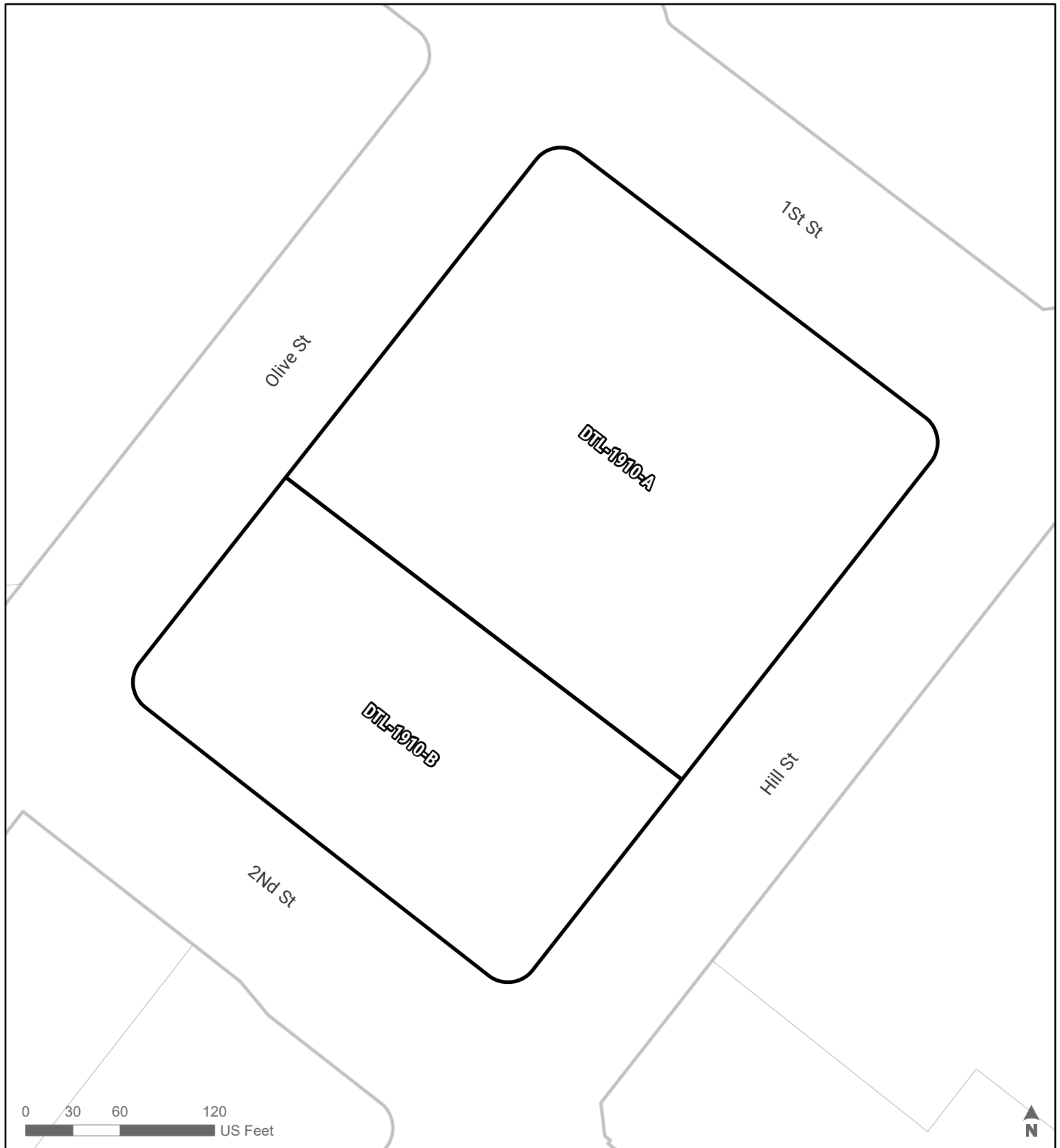
 Building Line Removal

Section:


**1900**

CPC-1994-0213-CPU

**Downtown  
Community Plan Area**



ZONING MAP AMENDMENTS  
**SUBAREAS**  
 DTL-1910-A, DTL-1910-B

 Building Line Removal

Section:

**1910**

CPC-1994-0213-CPU

**Downtown  
 Community Plan Area**



ZONING MAP AMENDMENTS  
**SUBAREAS**  
 DTL-1920-A, DTL-1920-B

 Building Line Removal

Section:

**1920**

CPC-1994-0213-CPU


**Downtown  
 Community Plan Area**



ZONING MAP AMENDMENTS

**SUBAREAS**

DTL-1930-A, DTL-1930-B, DTL-1930-C, DTL-1930-D, DTL-1930-E, DTL-1930-F

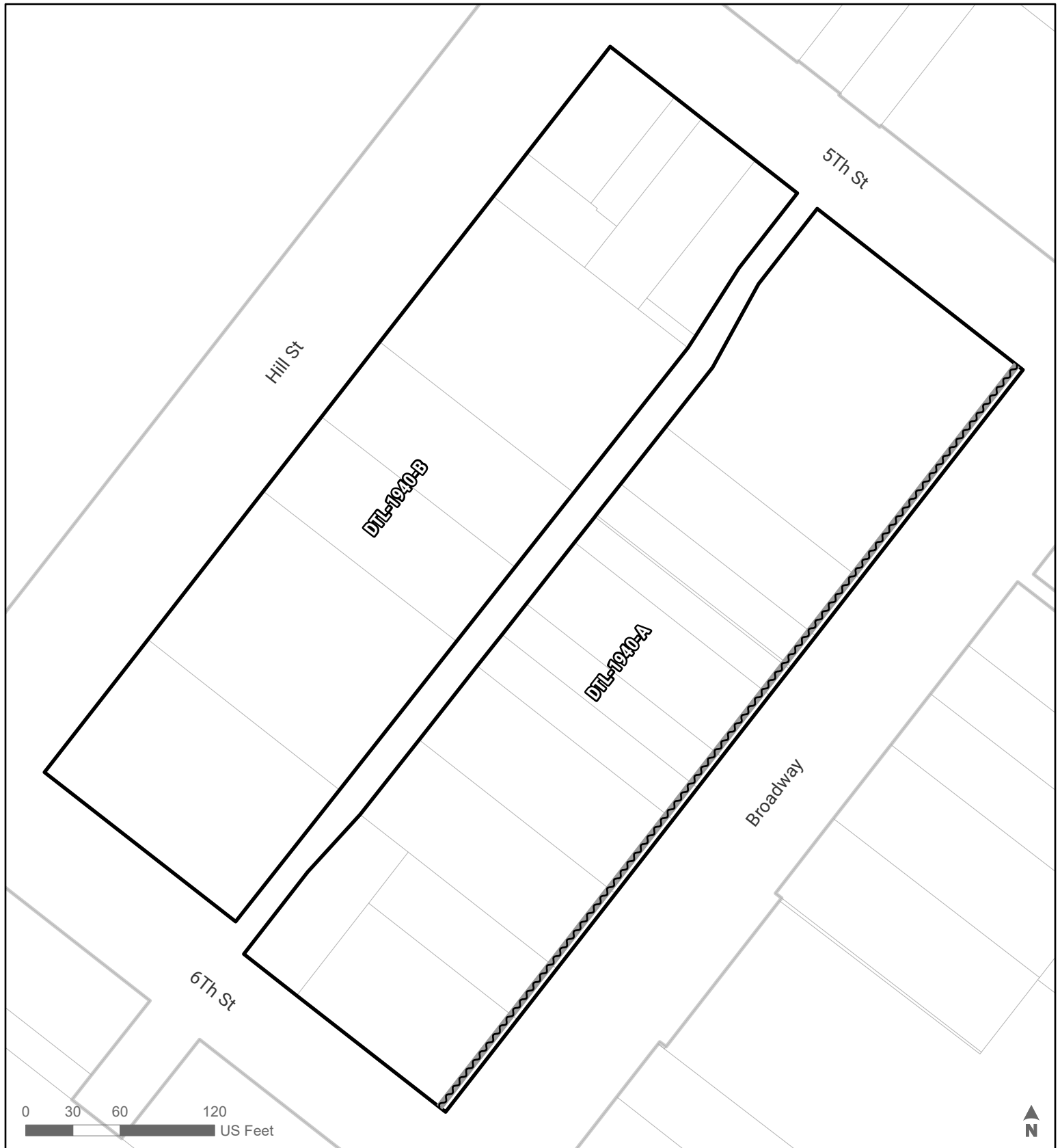
 Building Line Removal

Section:


**1930**

CPC-1994-0213-CPU

**Downtown  
Community Plan Area**



ZONING MAP AMENDMENTS  
**SUBAREAS**  
 DTL-1940-A, DTL-1940-B

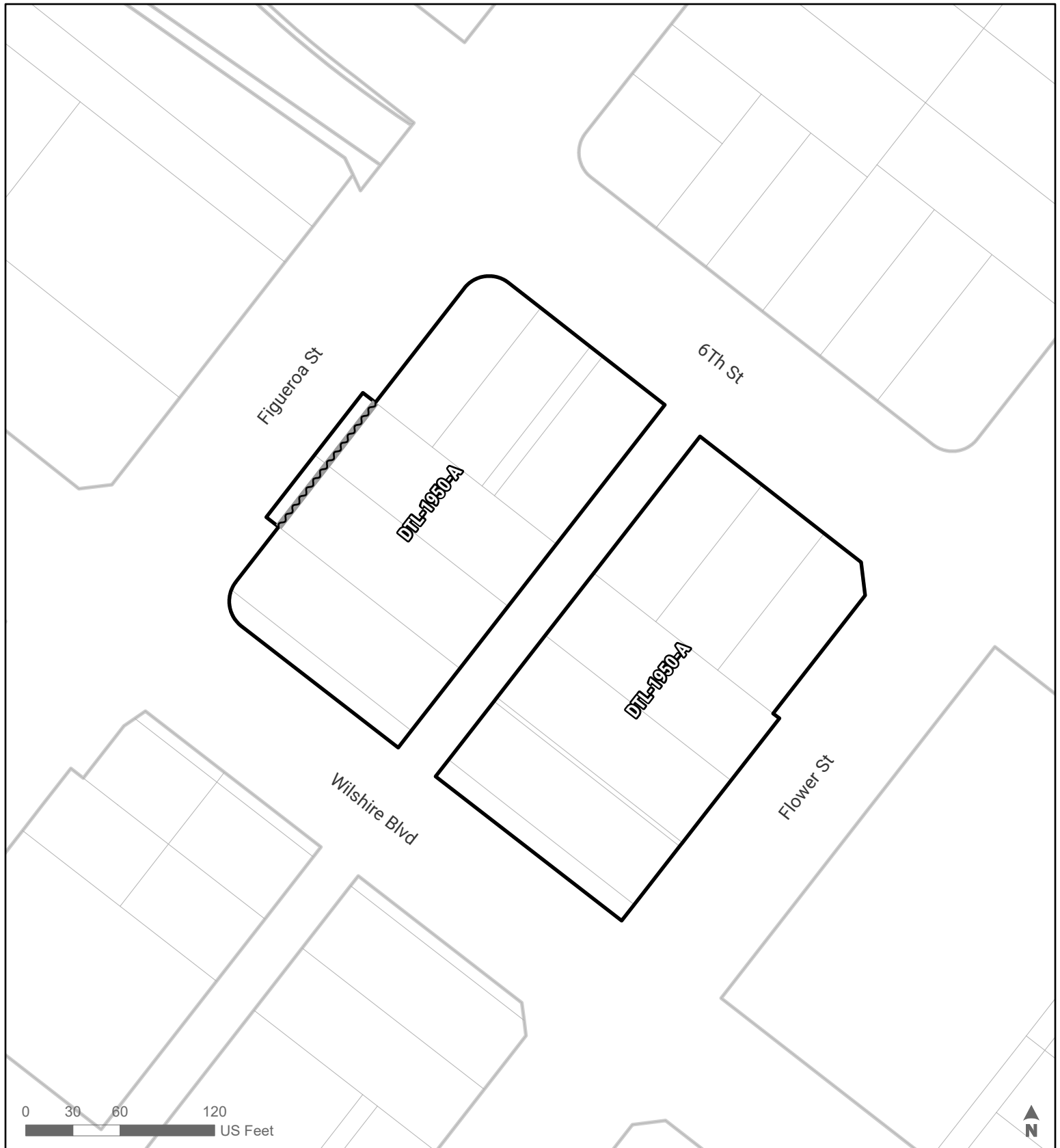
 Building Line Removal

Section:


**1940**

CPC-1994-0213-CPU

**Downtown  
 Community Plan Area**



ZONING MAP AMENDMENTS  
**SUBAREAS**  
 DTL-1950-A

 Building Line Removal

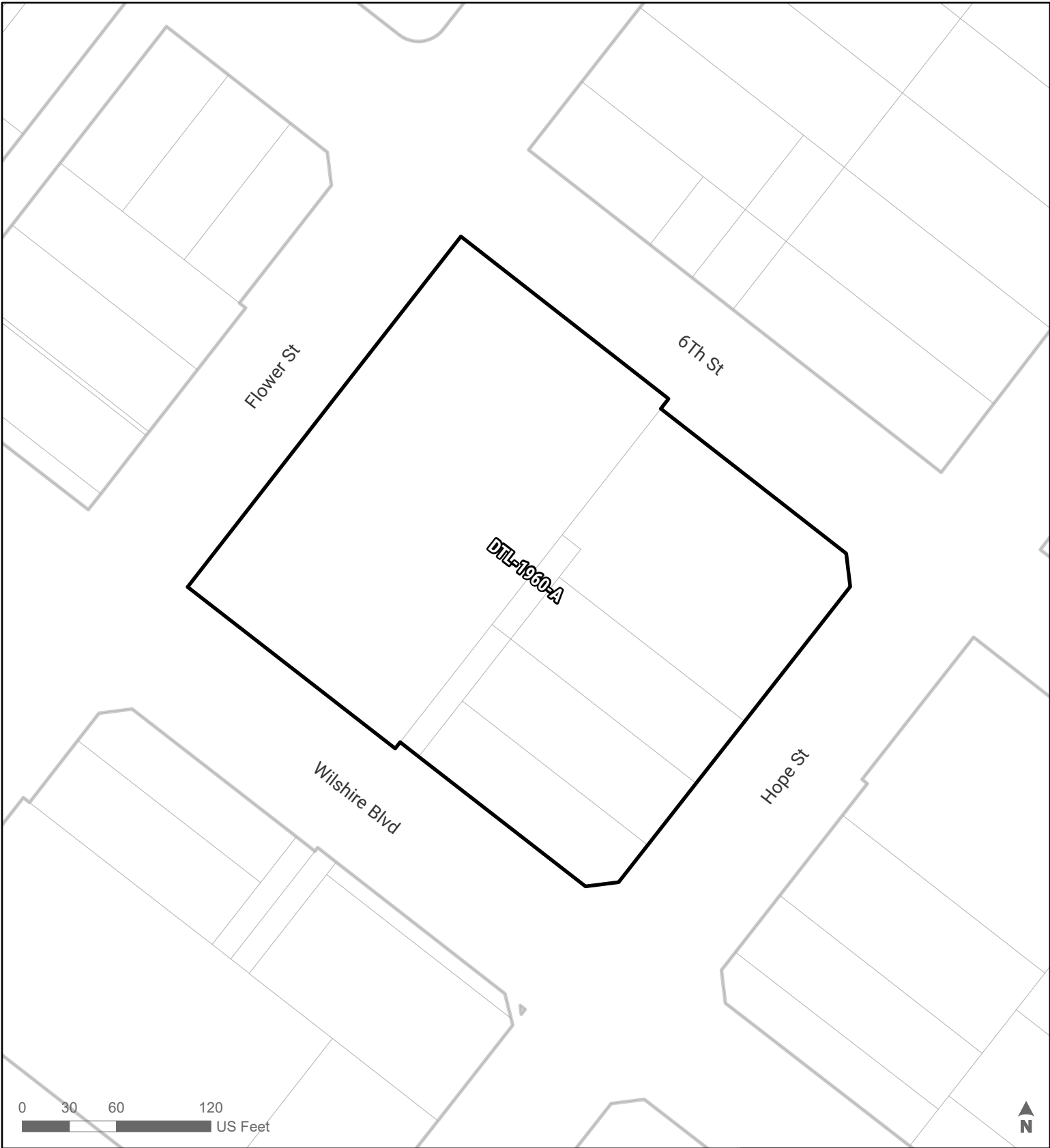
Section:

**1950**

CPC-1994-0213-CPU

**Downtown  
 Community Plan Area**





ZONING MAP AMENDMENTS  
**SUBAREAS**  
 DTL-1960-A

 Building Line Removal

Section:


**1960**

CPC-1994-0213-CPU

**Downtown  
 Community Plan Area**



ZONING MAP AMENDMENTS  
**SUBAREAS**  
 DTL-1970-A

 Building Line Removal

Section:

**1970**

CPC-1994-0213-CPU


**Downtown  
 Community Plan Area**



ZONING MAP AMENDMENTS

**SUBAREAS**

DTL-1980-A, DTL-1980-B

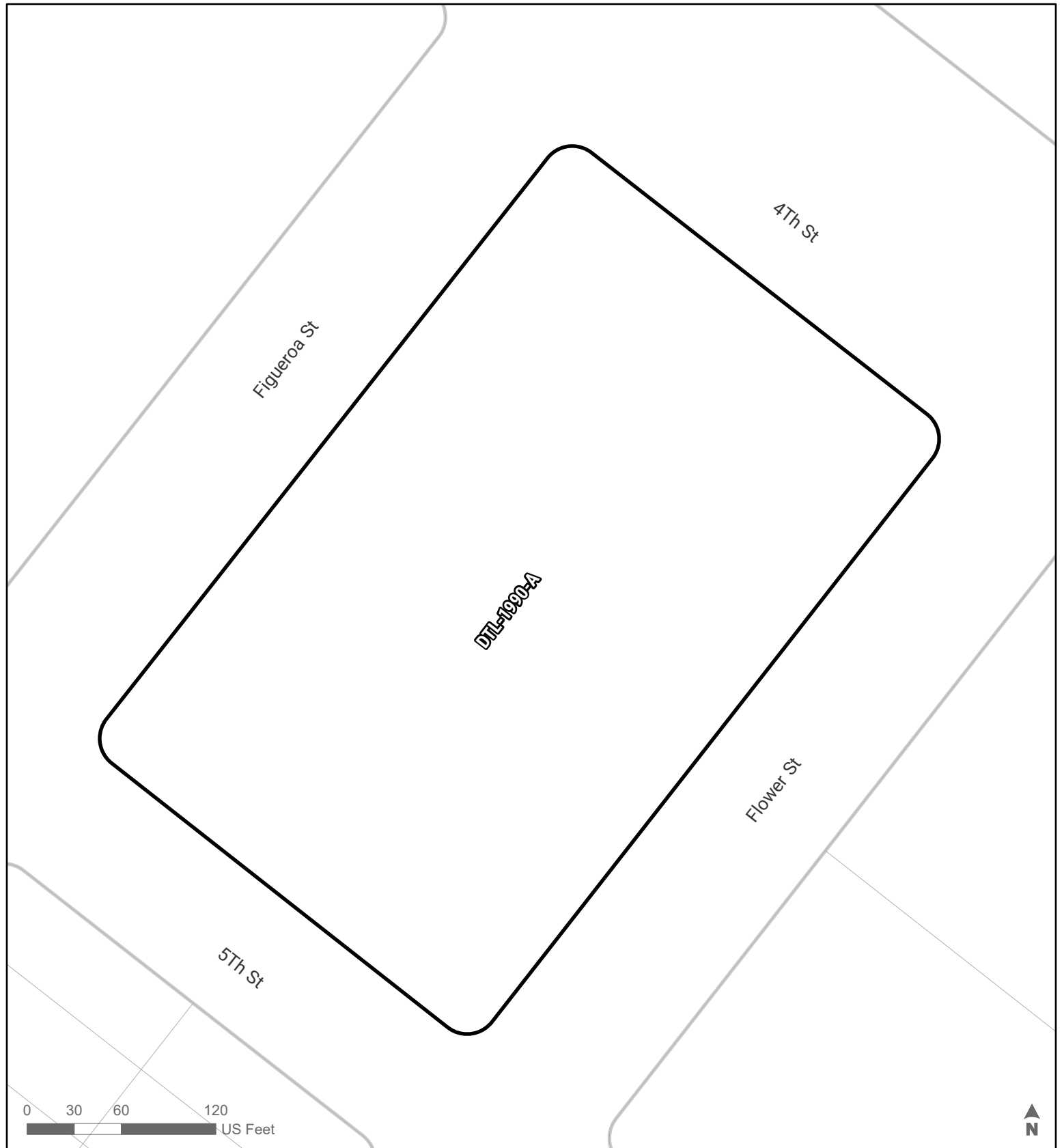
 Building Line Removal

Section:


**1980**

CPC-1994-0213-CPU

**Downtown  
Community Plan Area**



ZONING MAP AMENDMENTS  
**SUBAREAS**  
 DTL-1990-A

 Building Line Removal

Section:

**1990**

CPC-1994-0213-CPU

**Downtown  
 Community Plan Area**



ZONING MAP AMENDMENTS  
**SUBAREAS**  
 DTL-2000-A, DTL-2000-B

 Building Line Removal

Section:

**2000**

CPC-1994-0213-CPU


**Downtown  
 Community Plan Area**



ZONING MAP AMENDMENTS

**SUBAREAS**

DTL-2010-A, DTL-2010-B, DTL-2010-C

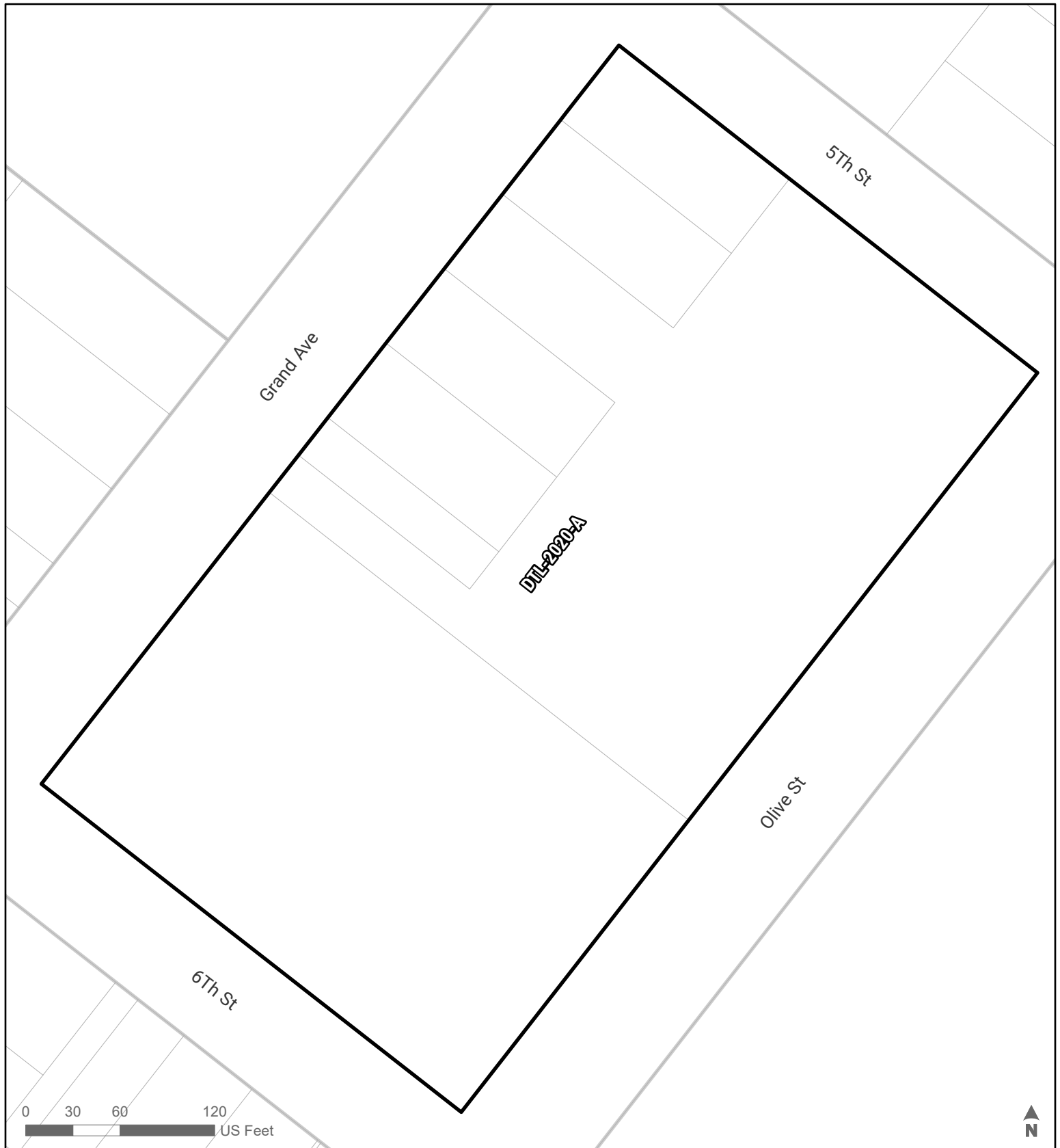
 Building Line Removal

Section:


**2010**

CPC-1994-0213-CPU

**Downtown  
Community Plan Area**



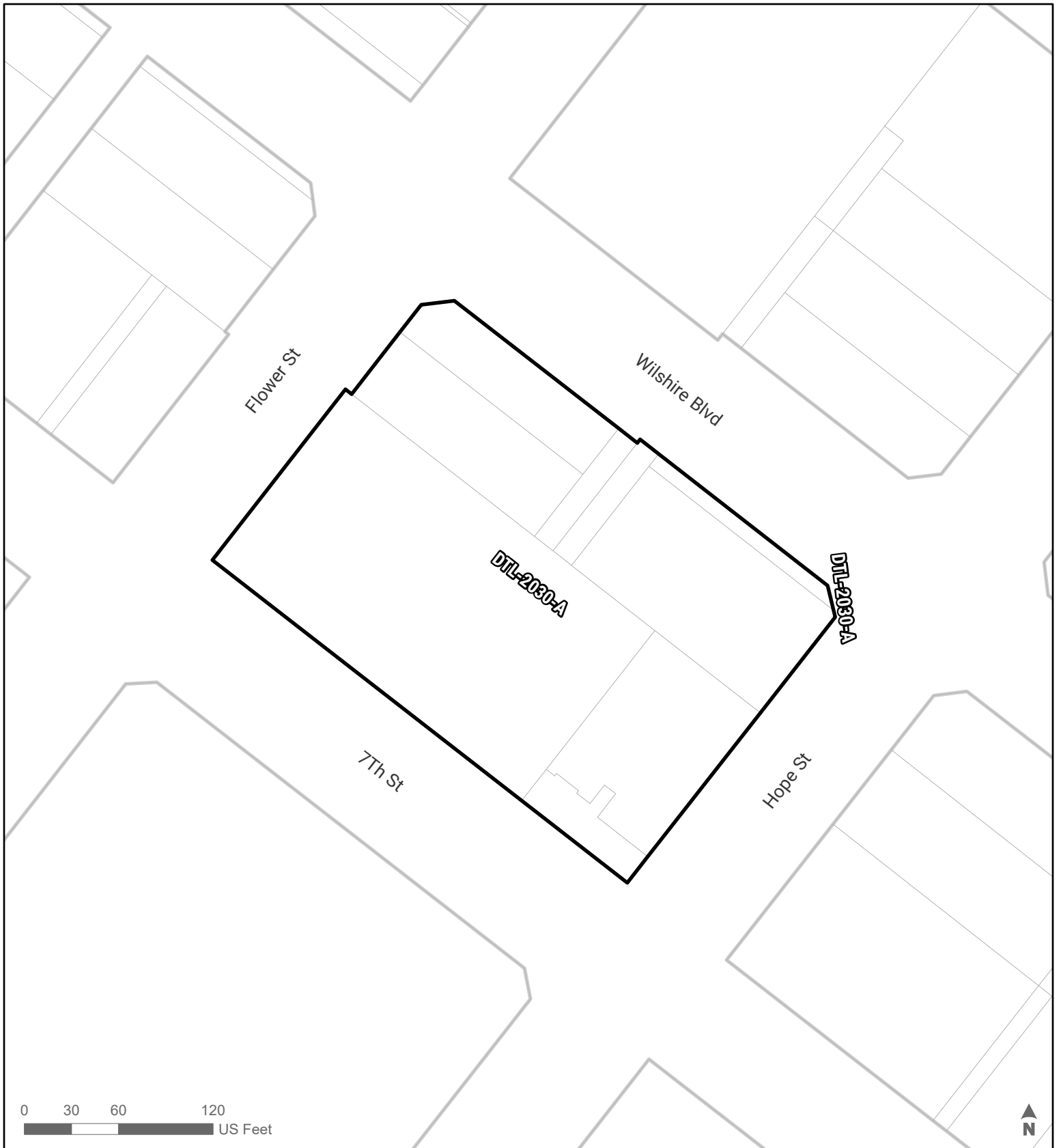
ZONING MAP AMENDMENTS  
**SUBAREAS**  
 DTL-2020-A

 Building Line Removal


Section:  
**2020**

CPC-1994-0213-CPU

**Downtown  
 Community Plan Area**



ZONING MAP AMENDMENTS  
**SUBAREAS**  
 DTL-2030-A

 Building Line Removal

Section:

**2030**


CPC-1994-0213-CPU

**Downtown  
 Community Plan Area**





ZONING MAP AMENDMENTS  
**SUBAREAS**  
DTL-2040-A

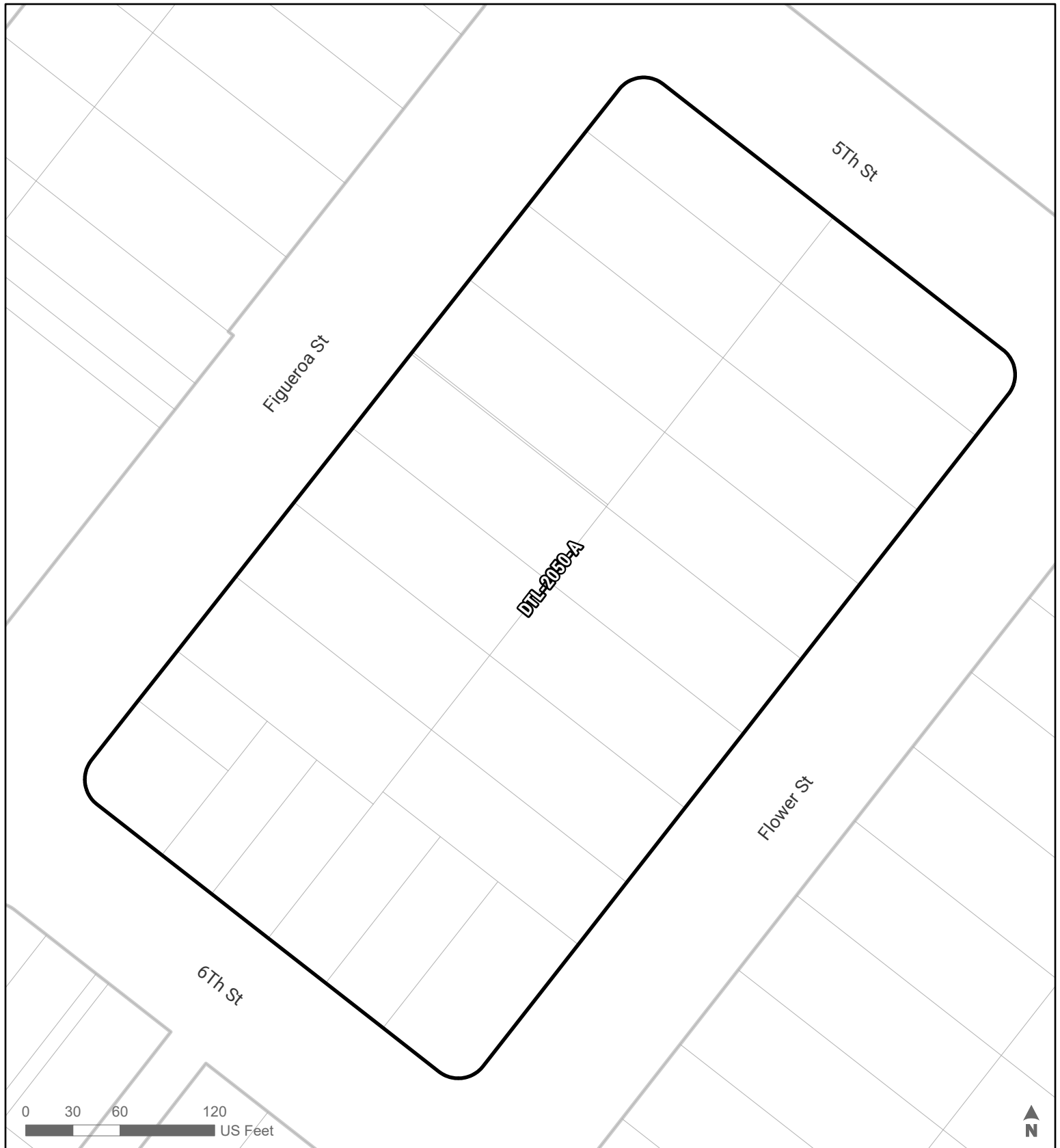
 Building Line Removal

Section:

**2040**


CPC-1994-0213-CPU

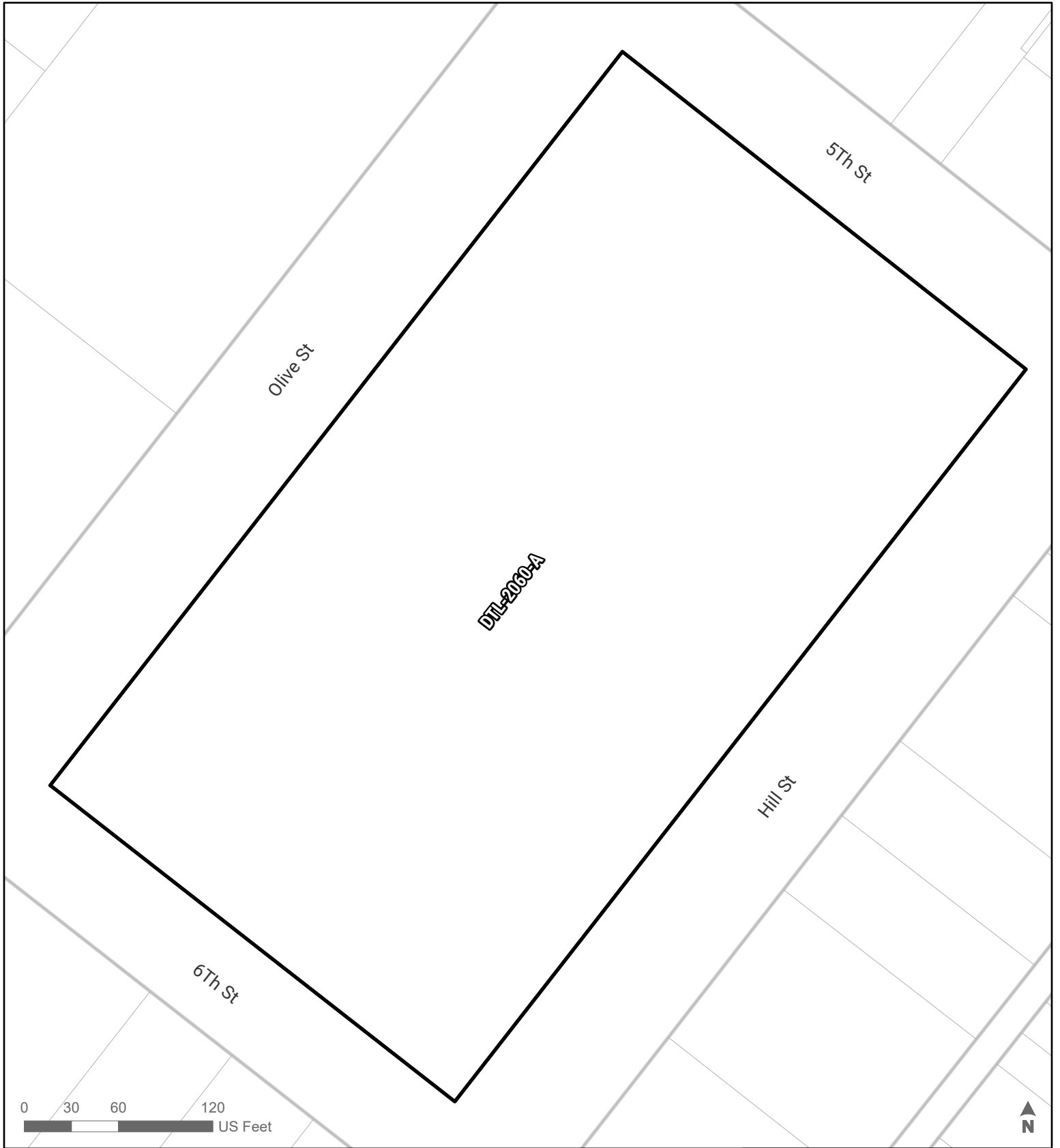
**Downtown  
Community Plan Area**




ZONING MAP AMENDMENTS  
**SUBAREAS**  
 DTL-2050-A

Section:  
**2050**  
 CPC-1994-0213-CPU  
**Downtown  
 Community Plan Area**

 Building Line Removal



ZONING MAP AMENDMENTS  
**SUBAREAS**  
DTL-2060-A

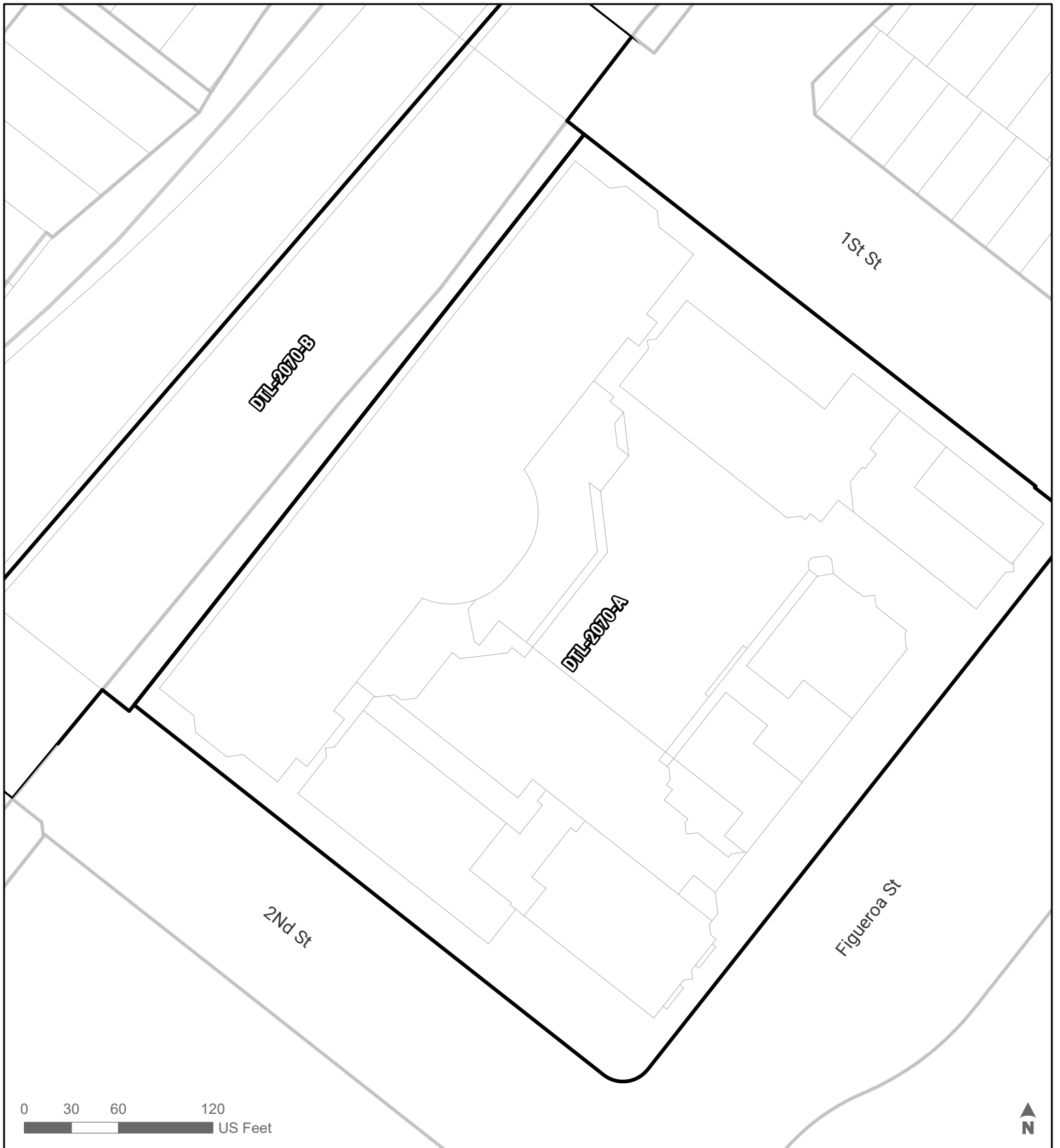
 Building Line Removal

Section:

**2060**

CPC-1994-0213-CPU


**Downtown  
Community Plan Area**



ZONING MAP AMENDMENTS

**SUBAREAS**

DTL-2070-A, DTL-2070-B

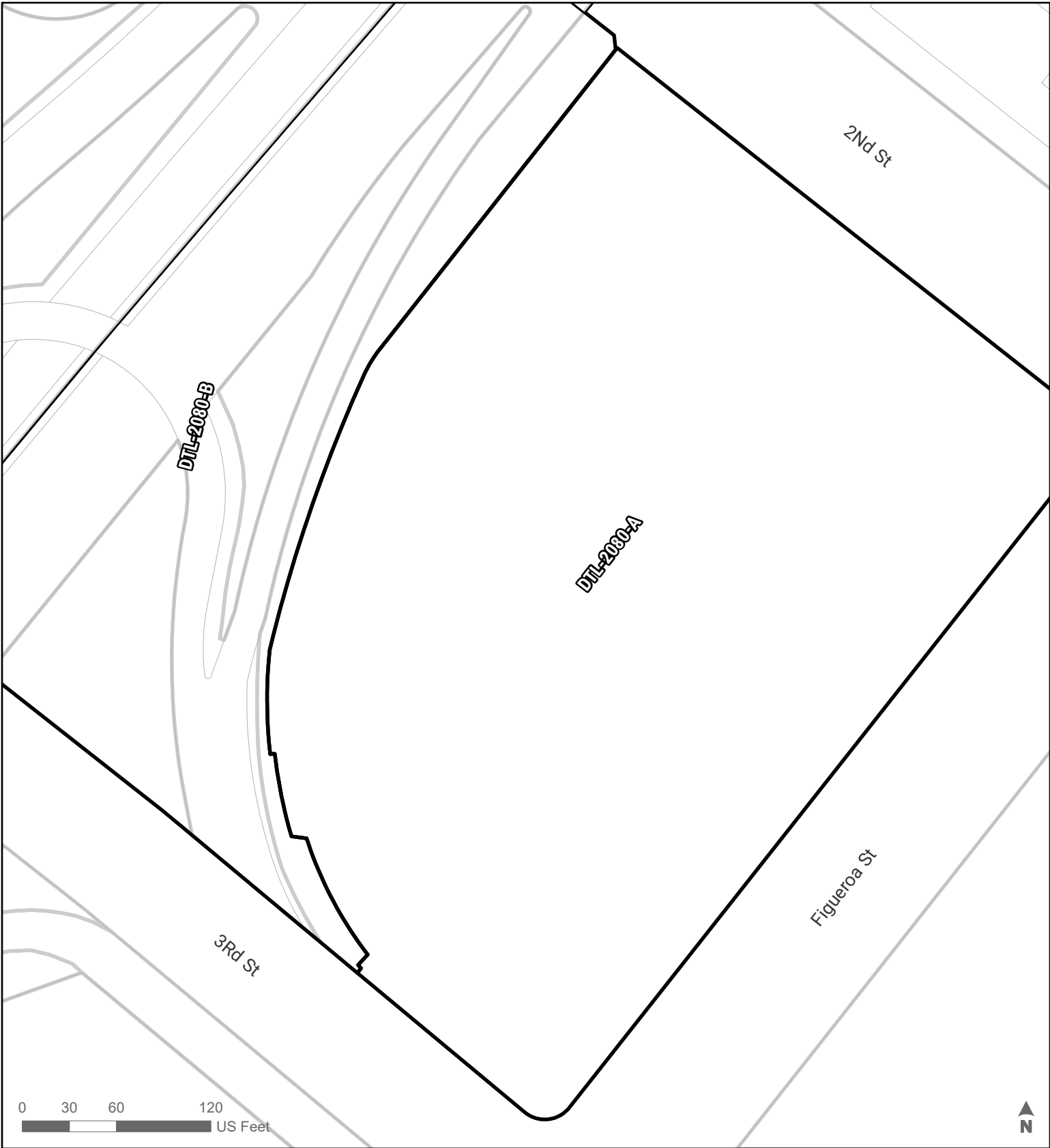
 Building Line Removal

Section:

**2070**

CPC-1994-0213-CPU


**Downtown  
Community Plan Area**



ZONING MAP AMENDMENTS

**SUBAREAS**

DTL-2070-B, DTL-2080-A, DTL-2080-B

 Building Line Removal

Data Sources: Department of City Planning, Bureau of Engineering

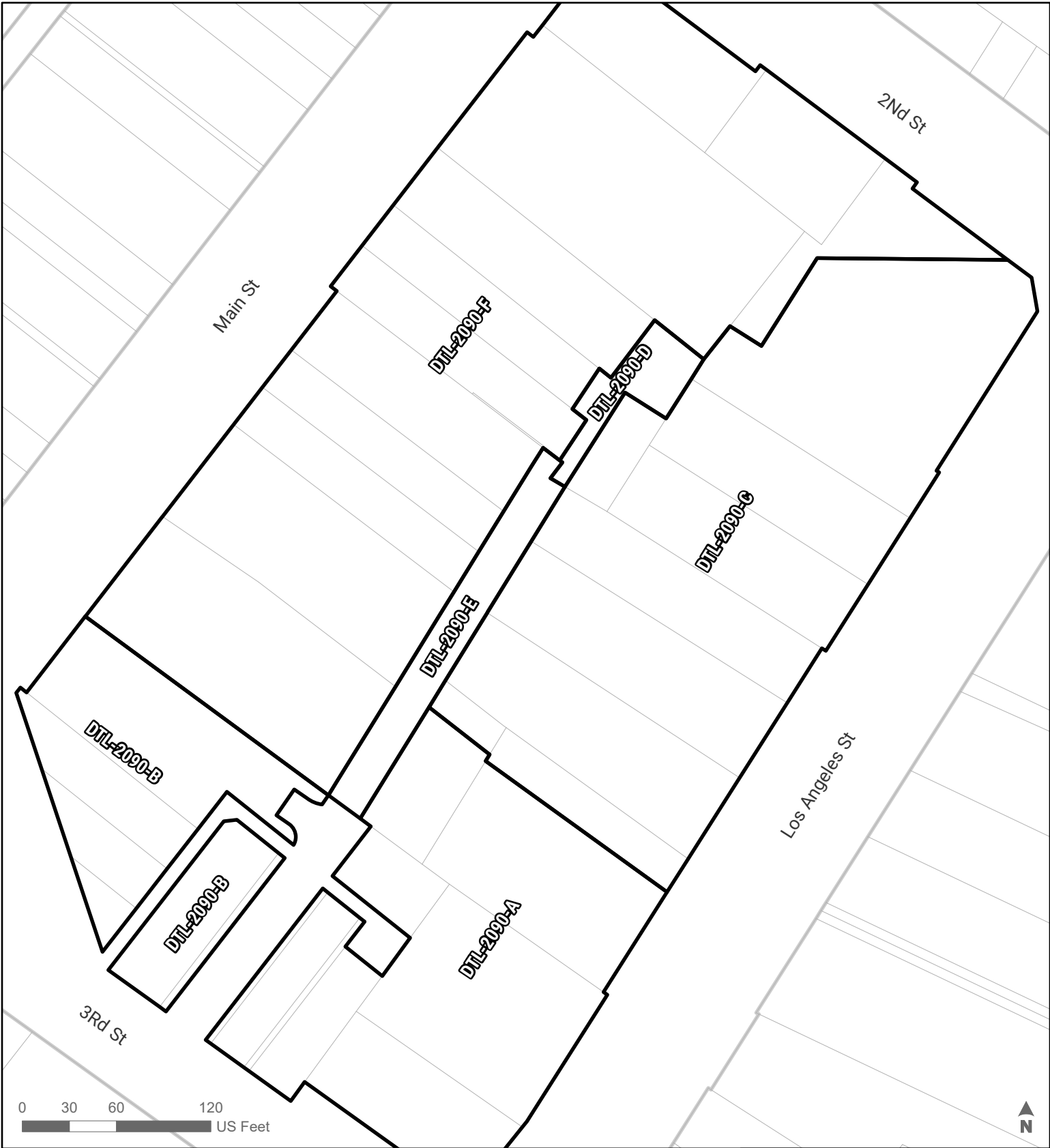
TL / MAR2021

Section:

**2080**

CPC-1994-0213-CPU


**Downtown  
Community Plan Area**



ZONING MAP AMENDMENTS

**SUBAREAS**

DTL-2090-A, DTL-2090-B, DTL-2090-C, DTL-2090-D, DTL-2090-E, DTL-2090-F

 Building Line Removal

Data Sources: Department of City Planning, Bureau of Engineering

TL / MAR2021

Section:


**2090**

CPC-1994-0213-CPU

**Downtown  
Community Plan Area**



ZONING MAP AMENDMENTS  
**SUBAREAS**  
 DTL-2100-A

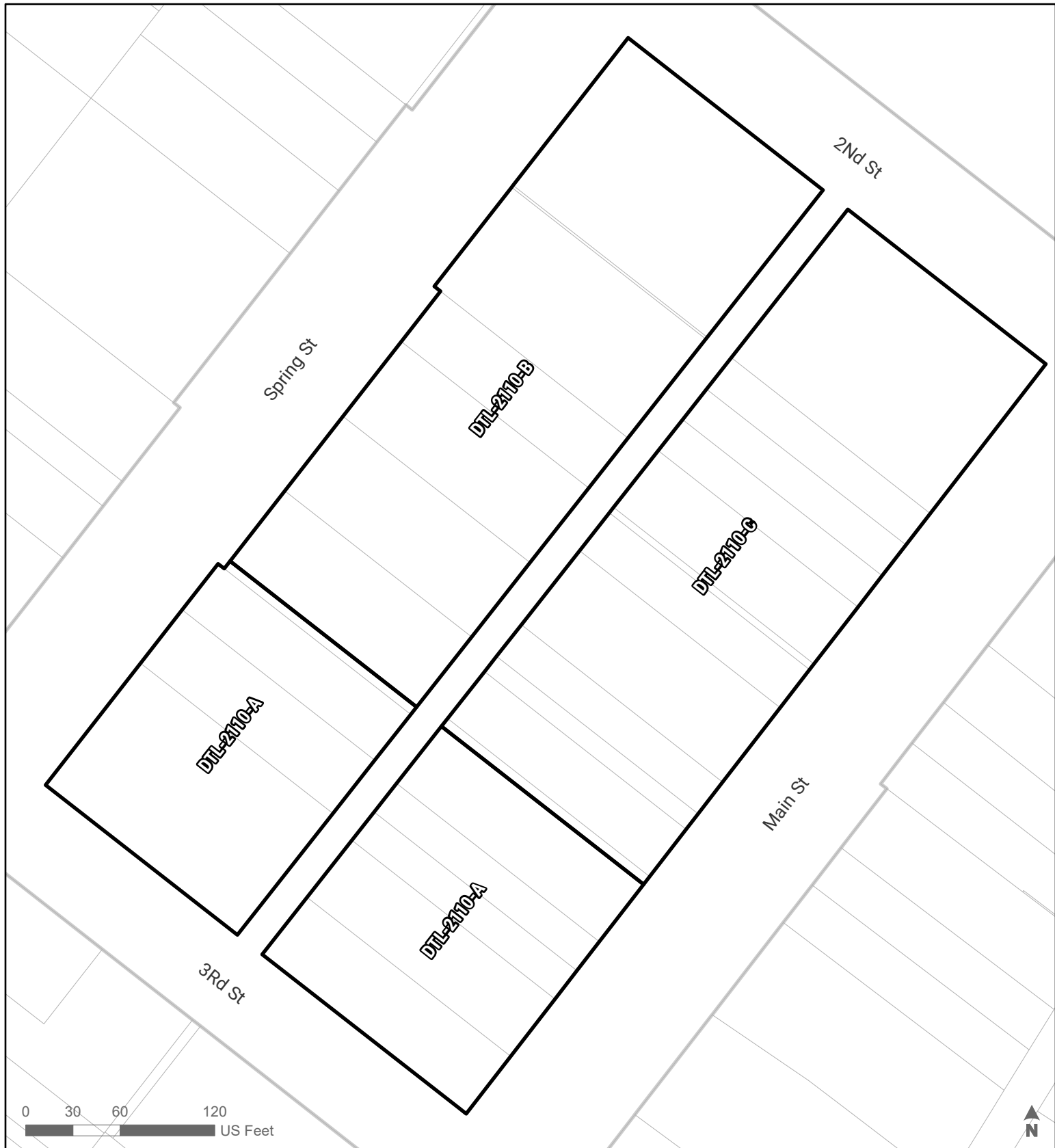
 Building Line Removal

Section:

**2100**

CPC-1994-0213-CPU


**Downtown  
 Community Plan Area**



ZONING MAP AMENDMENTS

**SUBAREAS**

DTL-2110-A, DTL-2110-B, DTL-2110-C

 Building Line Removal

Section:

**2110**

CPC-1994-0213-CPU

**Downtown  
Community Plan Area**






ZONING MAP AMENDMENTS

**SUBAREAS**

DTL-2120-A, DTL-2120-B, DTL-2120-C, DTL-2120-D

 Building Line Removal

Section:

**2120**

CPC-1994-0213-CPU


**Downtown  
Community Plan Area**



ZONING MAP AMENDMENTS

**SUBAREAS**

DTL-2130-A, DTL-2130-B

 Building Line Removal

Section:

**2130**

CPC-1994-0213-CPU


**Downtown  
Community Plan Area**



ZONING MAP AMENDMENTS

**SUBAREAS**

DTL-2140-A, DTL-2140-B, DTL-2140-C, DTL-2140-D

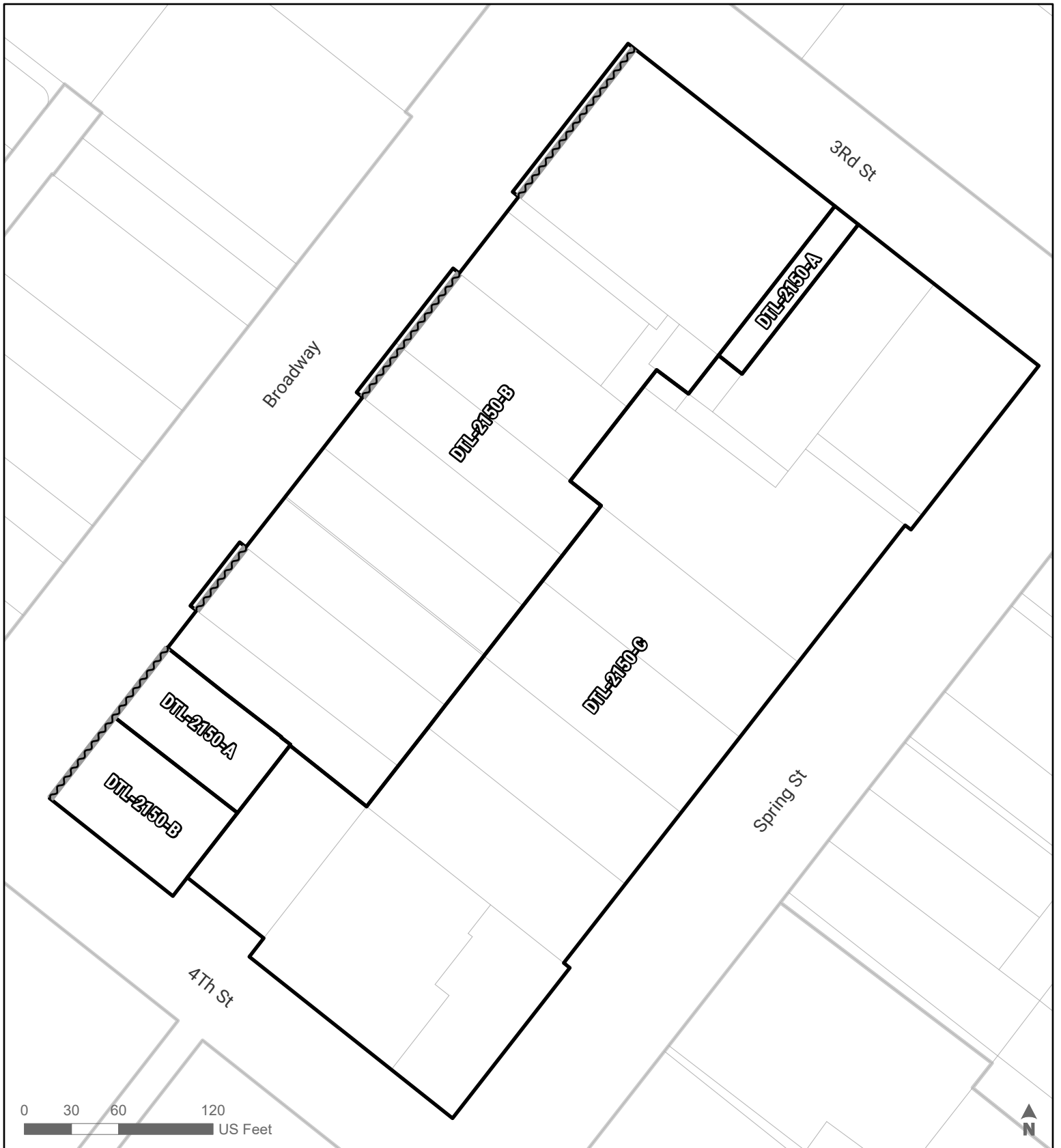
 Building Line Removal

Section:

**2140**

CPC-1994-0213-CPU


**Downtown  
Community Plan Area**



ZONING MAP AMENDMENTS

**SUBAREAS**

DTL-2150-A, DTL-2150-B, DTL-2150-C

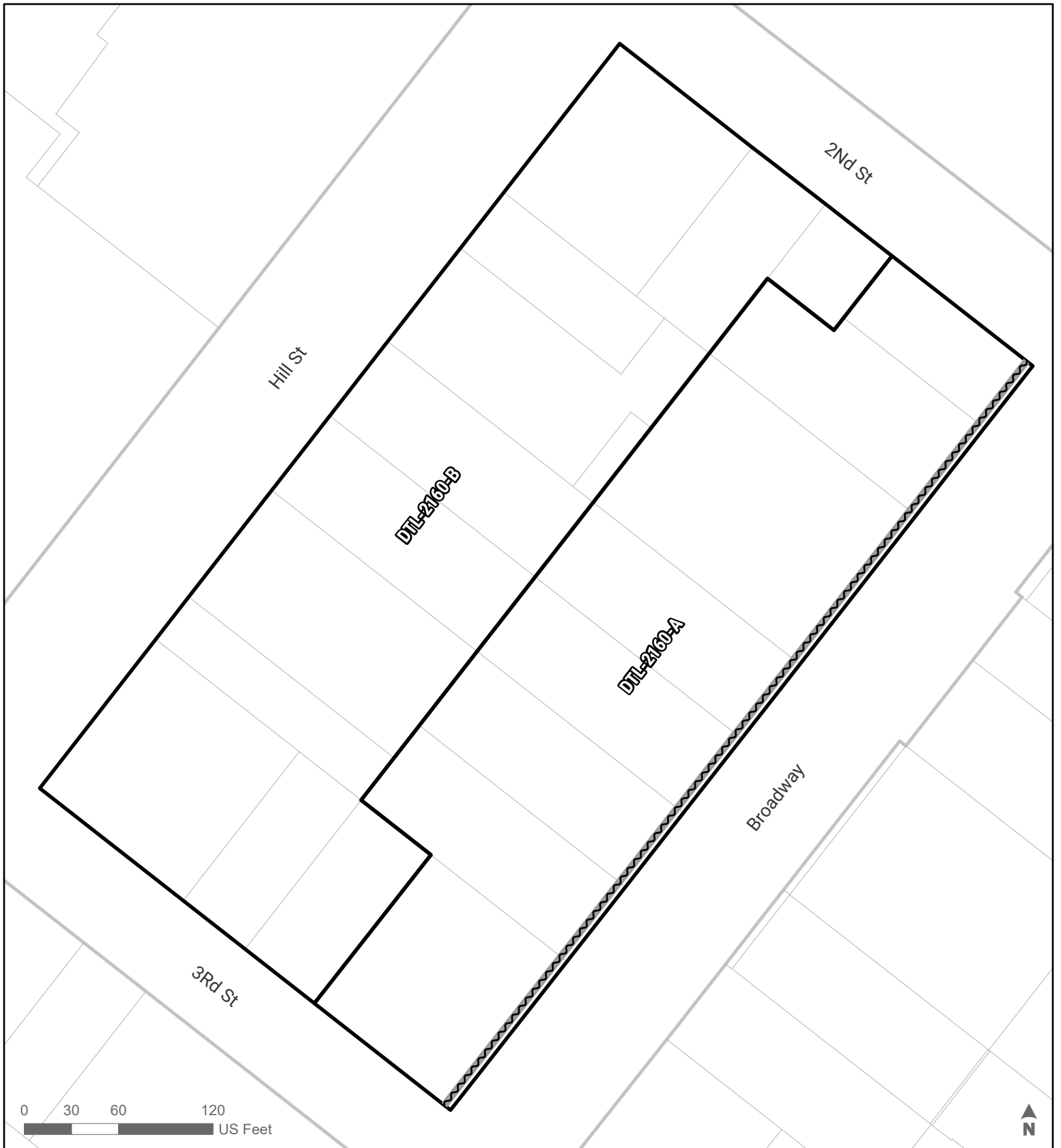
 Building Line Removal

Section:


**2150**

CPC-1994-0213-CPU

**Downtown  
Community Plan Area**



ZONING MAP AMENDMENTS  
**SUBAREAS**  
 DTL-2160-A, DTL-2160-B

 Building Line Removal

Section:

**2160**

CPC-1994-0213-CPU


**Downtown  
 Community Plan Area**



ZONING MAP AMENDMENTS

**SUBAREAS**

DTL-2170-A, DTL-2170-B, DTL-2170-C, DTL-2170-D

 Building Line Removal

Section:

**2170**

CPC-1994-0213-CPU


**Downtown  
Community Plan Area**



ZONING MAP AMENDMENTS

**SUBAREAS**

DTL-2180-A, DTL-2180-B

 Building Line Removal

Section:

**2180**

CPC-1994-0213-CPU

**Downtown  
Community Plan Area**



ZONING MAP AMENDMENTS  
**SUBAREAS**  
 DTL-2190-A, DTL-2190-B

 Building Line Removal

Section:

**2190**

CPC-1994-0213-CPU

**Downtown  
 Community Plan Area**






ZONING MAP AMENDMENTS

**SUBAREAS**

DTL-2190-B, DTL-2200-A, DTL-2200-B

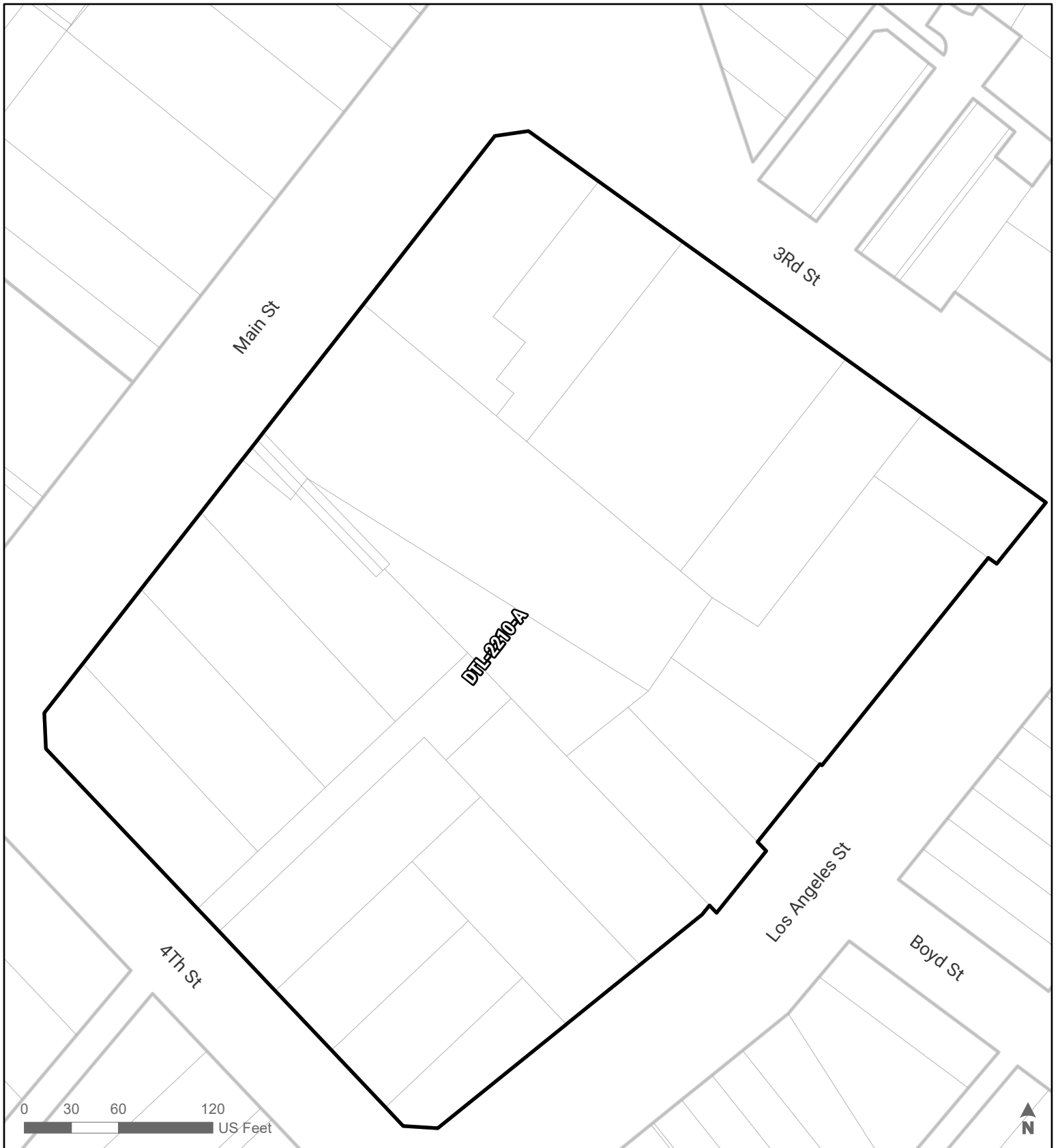
 Building Line Removal

Section:


**2200**

CPC-1994-0213-CPU

**Downtown  
Community Plan Area**



ZONING MAP AMENDMENTS  
**SUBAREAS**  
 DTL-2210-A

 Building Line Removal

Section:

**2210**

CPC-1994-0213-CPU


**Downtown  
 Community Plan Area**



ZONING MAP AMENDMENTS

**SUBAREAS**

DTL-2220-A

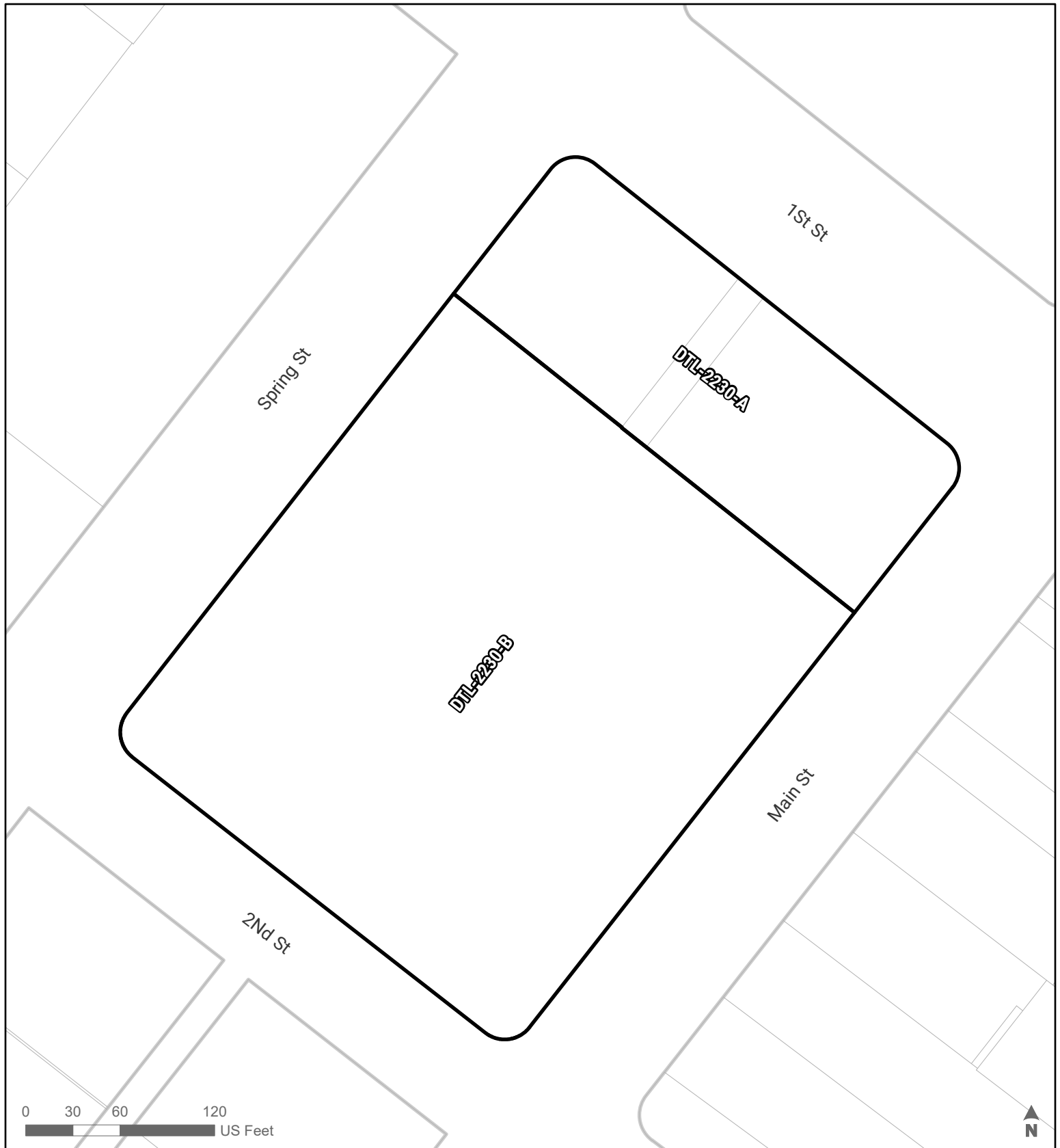
 Building Line Removal

Section:

**2220**

CPC-1994-0213-CPU


**Downtown  
Community Plan Area**



ZONING MAP AMENDMENTS

**SUBAREAS**

DTL-2230-A, DTL-2230-B

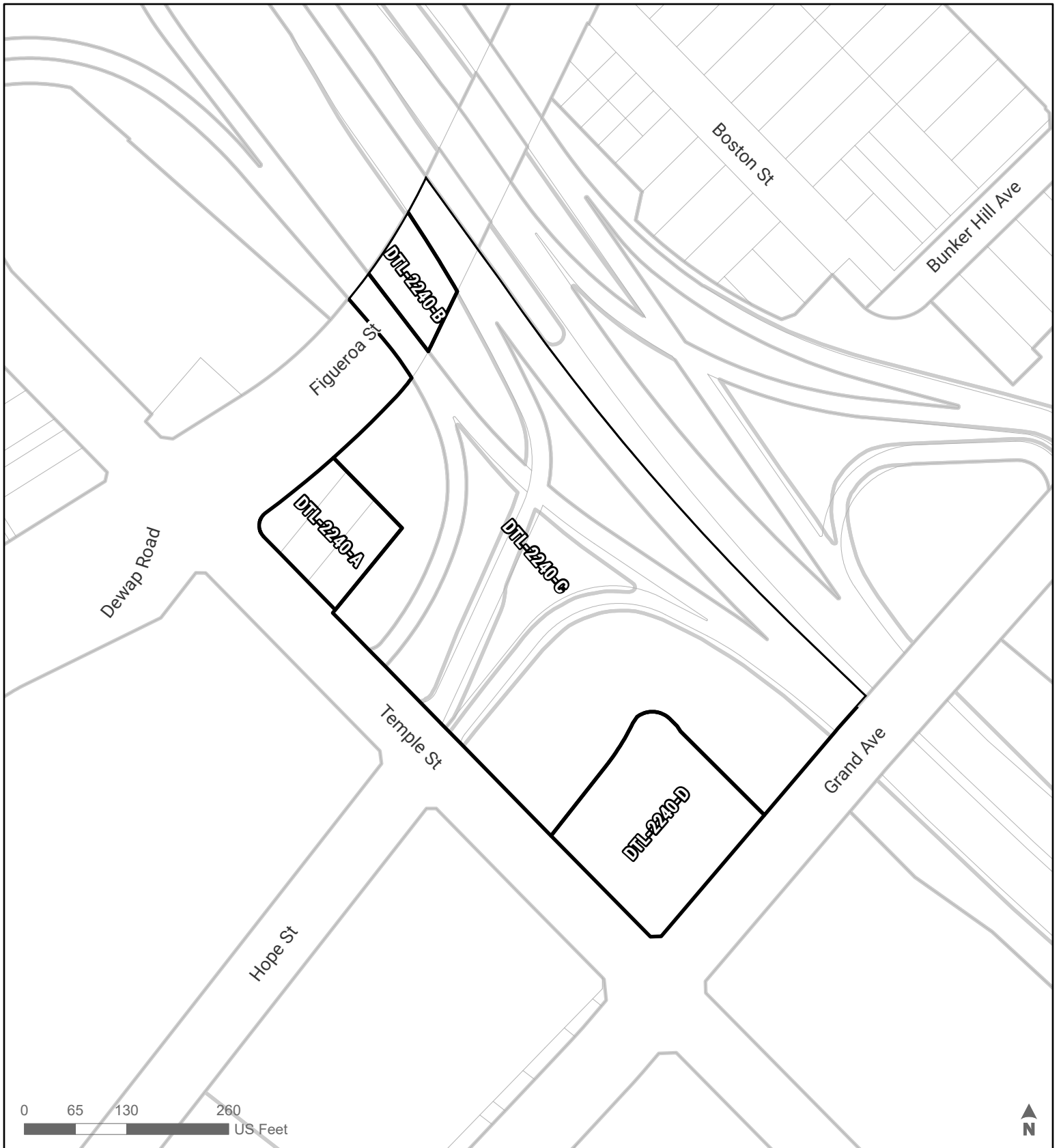
 Building Line Removal

Section:

**2230**

CPC-1994-0213-CPU


**Downtown  
Community Plan Area**



ZONING MAP AMENDMENTS

**SUBAREAS**

DTL-1630-D, DTL-1630-F, DTL-1680-C, DTL-2240-A, DTL-2240-B, DTL-2240-C,  
DTL-2240-D

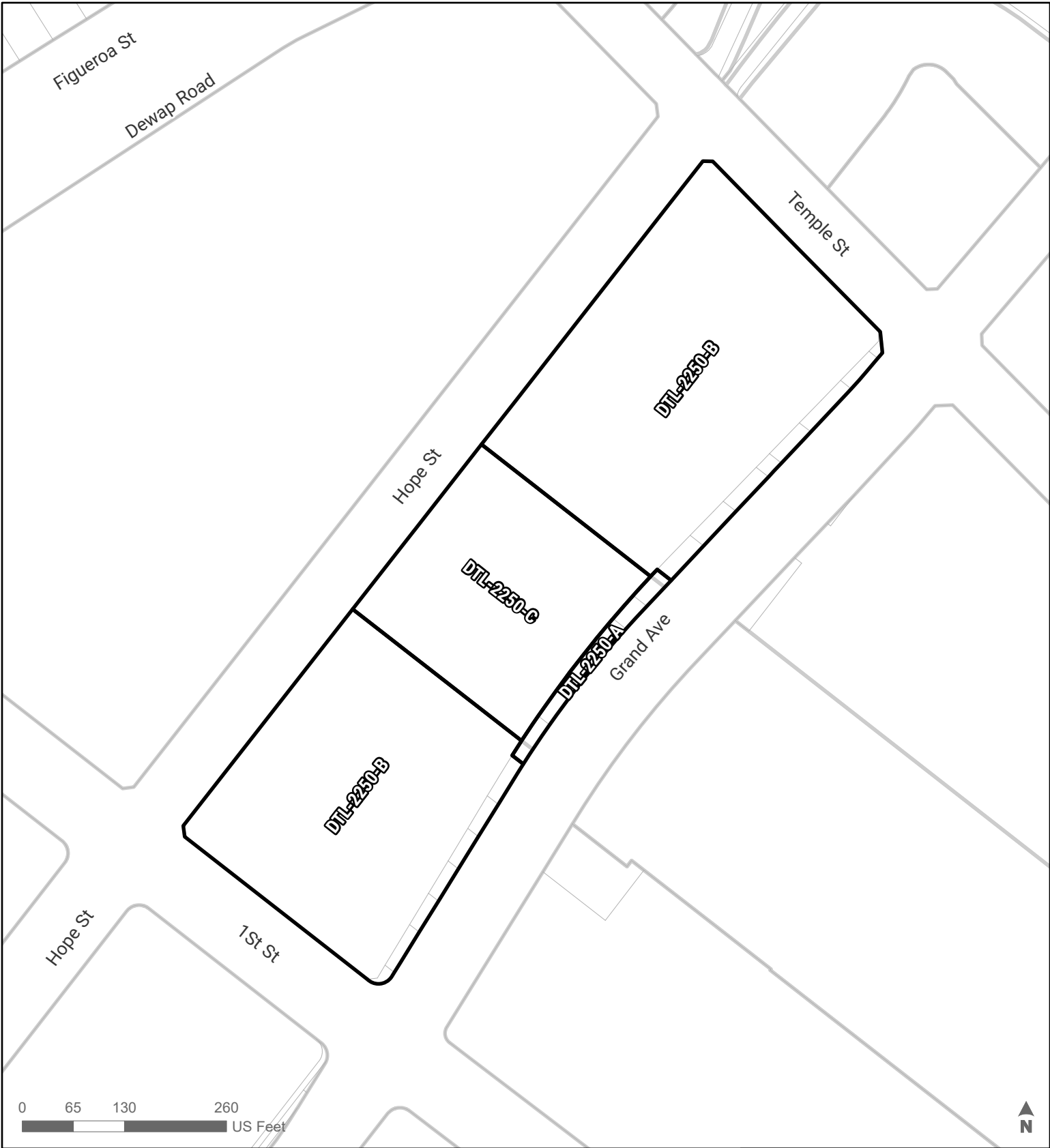
 Building Line Removal

Section:

**2240**

CPC-1994-0213-CPU


**Downtown  
Community Plan Area**



ZONING MAP AMENDMENTS

**SUBAREAS**

DTL-2250-A, DTL-2250-B, DTL-2250-C

 Building Line Removal

Data Sources: Department of City Planning, Bureau of Engineering

TL / MAR2021

Section:

**2250**

CPC-1994-0213-CPU


**Downtown  
Community Plan Area**



ZONING MAP AMENDMENTS

**SUBAREAS**

DTL-2260-A, DTL-2260-B

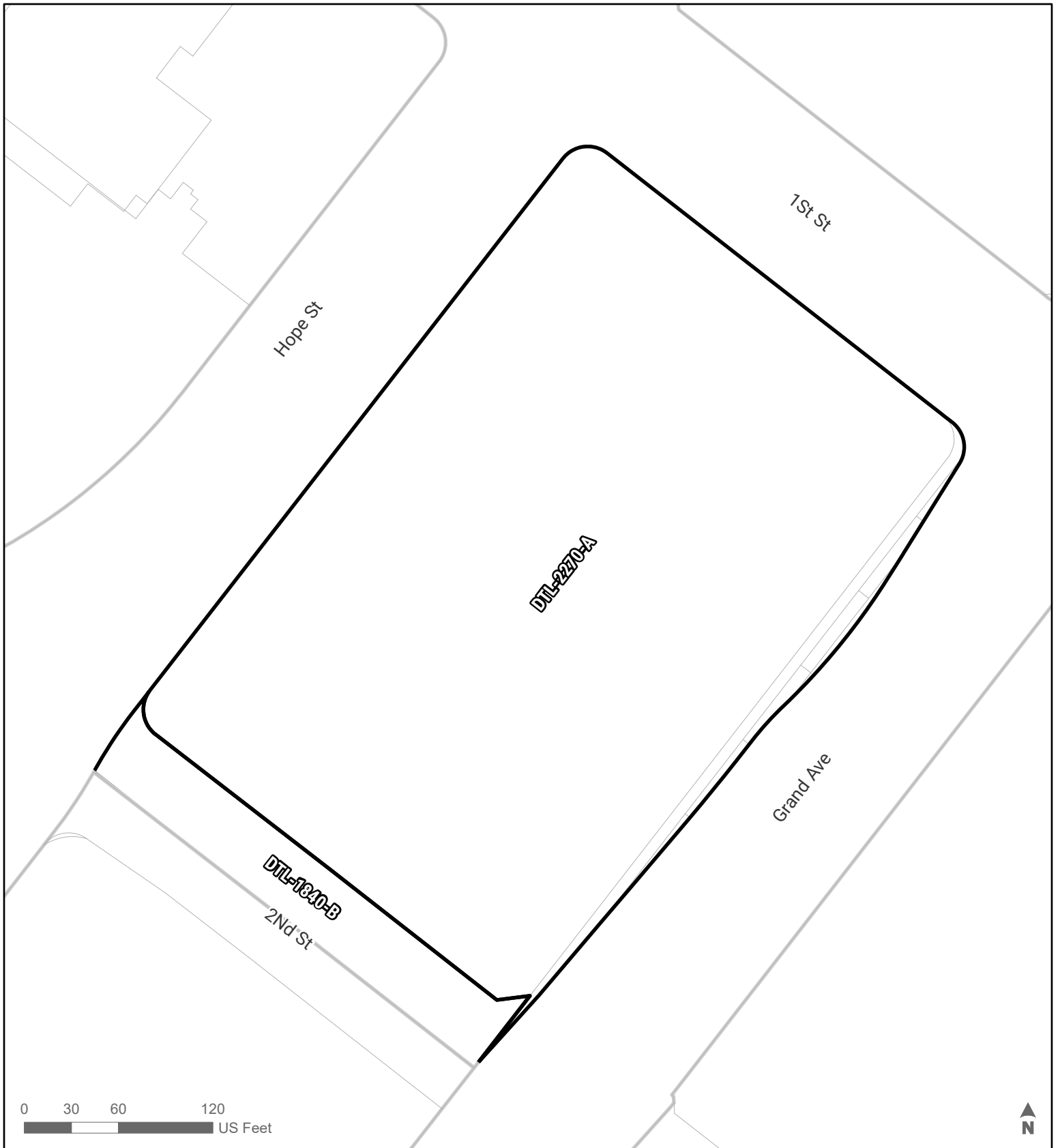
 Building Line Removal

Section:

**2260**

CPC-1994-0213-CPU


**Downtown  
Community Plan Area**



ZONING MAP AMENDMENTS

**SUBAREAS**

DTL-1840-B, DTL-2270-A

 Building Line Removal

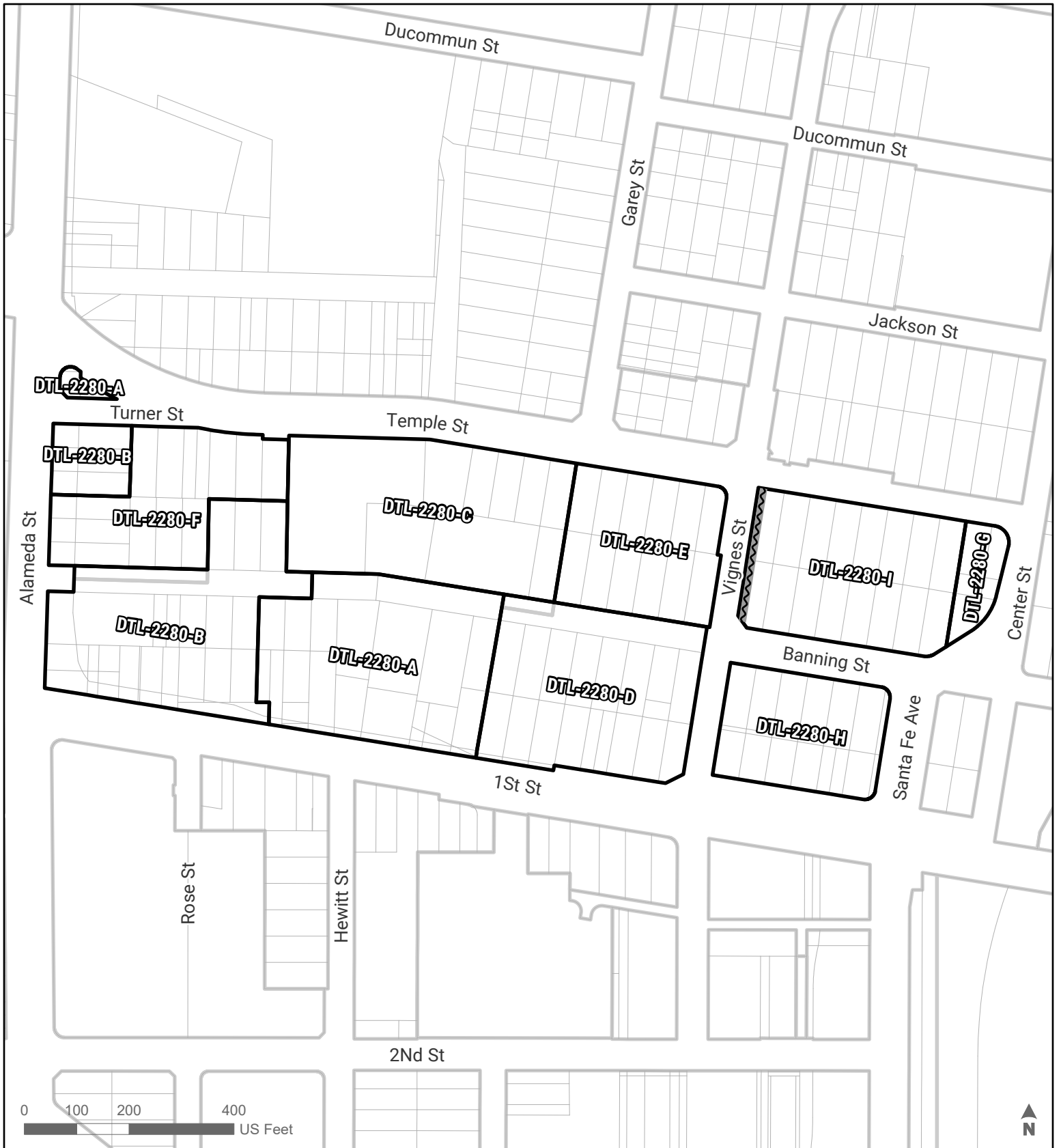
Section:

**2270**

CPC-1994-0213-CPU

**Downtown  
Community Plan Area**






ZONING MAP AMENDMENTS

**SUBAREAS**

DTL-2280-A, DTL-2280-B, DTL-2280-C, DTL-2280-D, DTL-2280-E, DTL-2280-F,  
DTL-2280-G, DTL-2280-H, DTL-2280-I

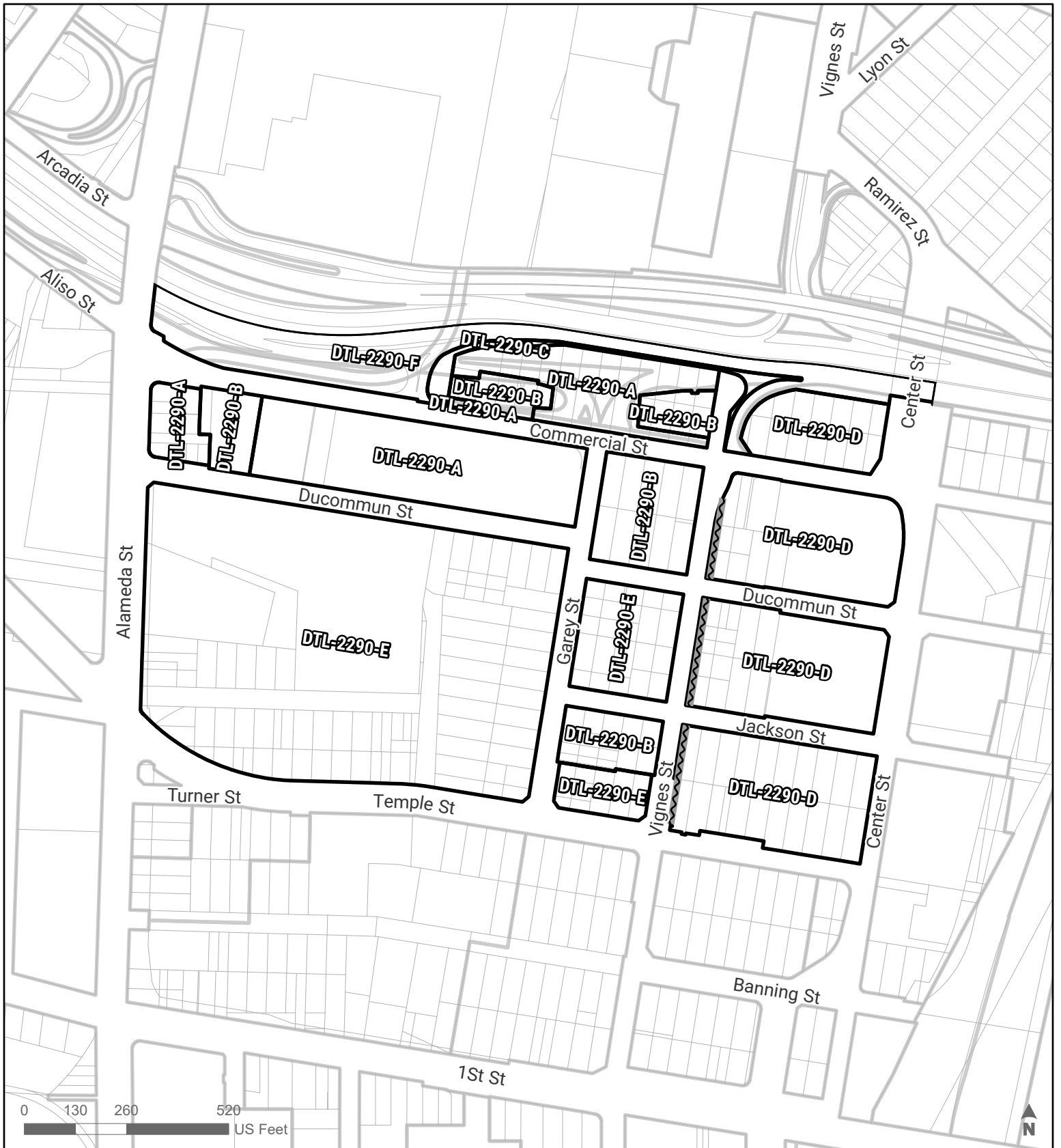
 Building Line Removal

Section:

**2280**

CPC-1994-0213-CPU


**Downtown  
Community Plan Area**



ZONING MAP AMENDMENTS

**SUBAREAS**

DTL-220-G, DTL-2290-A, DTL-2290-B, DTL-2290-C, DTL-2290-D, DTL-2290-E, DTL-2290-F

 Building Line Removal

Section:

**2290**

CPC-1994-0213-CPU


**Downtown  
Community Plan Area**



ZONING MAP AMENDMENTS

**SUBAREAS**

DTL-2300-A, DTL-2300-B, DTL-2310-H

 Building Line Removal

Section:

**2300**

CPC-1994-0213-CPU


**Downtown  
Community Plan Area**



ZONING MAP AMENDMENTS

**SUBAREAS**

DTL-1710-B, DTL-1720-A, DTL-2300-A, DTL-2310-A, DTL-2310-B, DTL-2310-C,  
 DTL-2310-D, DTL-2310-E, DTL-2310-F, DTL-2310-G, DTL-2310-H, DTL-2310-I,  
 DTL-2310-J, DTL-2310-K, DTL-2340-B, DTL-2350-A

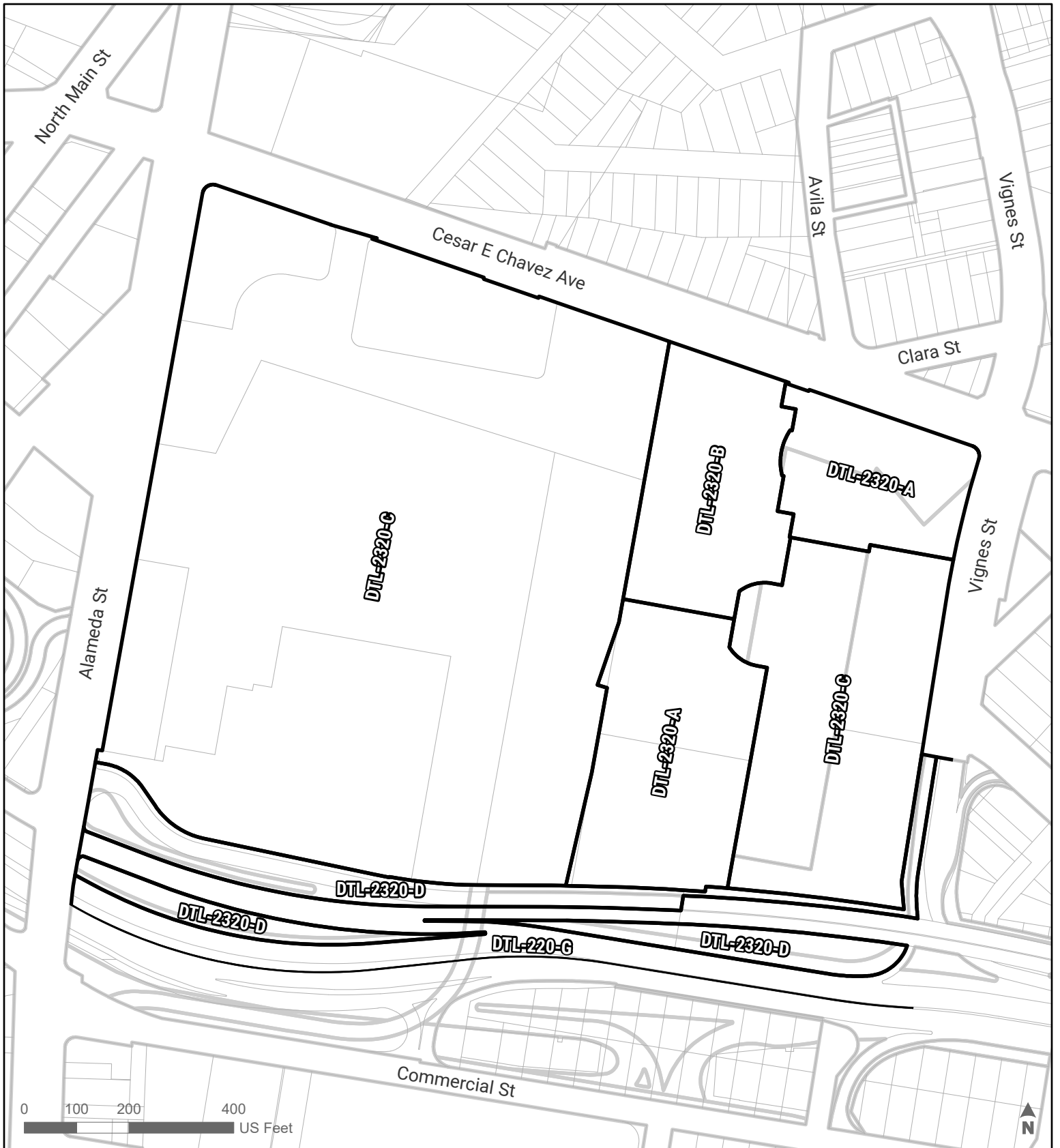
 Building Line Removal

Section:

**2310**

CPC-1994-0213-CPU


**Downtown  
 Community Plan Area**



ZONING MAP AMENDMENTS

**SUBAREAS**

DTL-220-G, DTL-2290-F, DTL-2320-A, DTL-2320-B, DTL-2320-C, DTL-2320-D

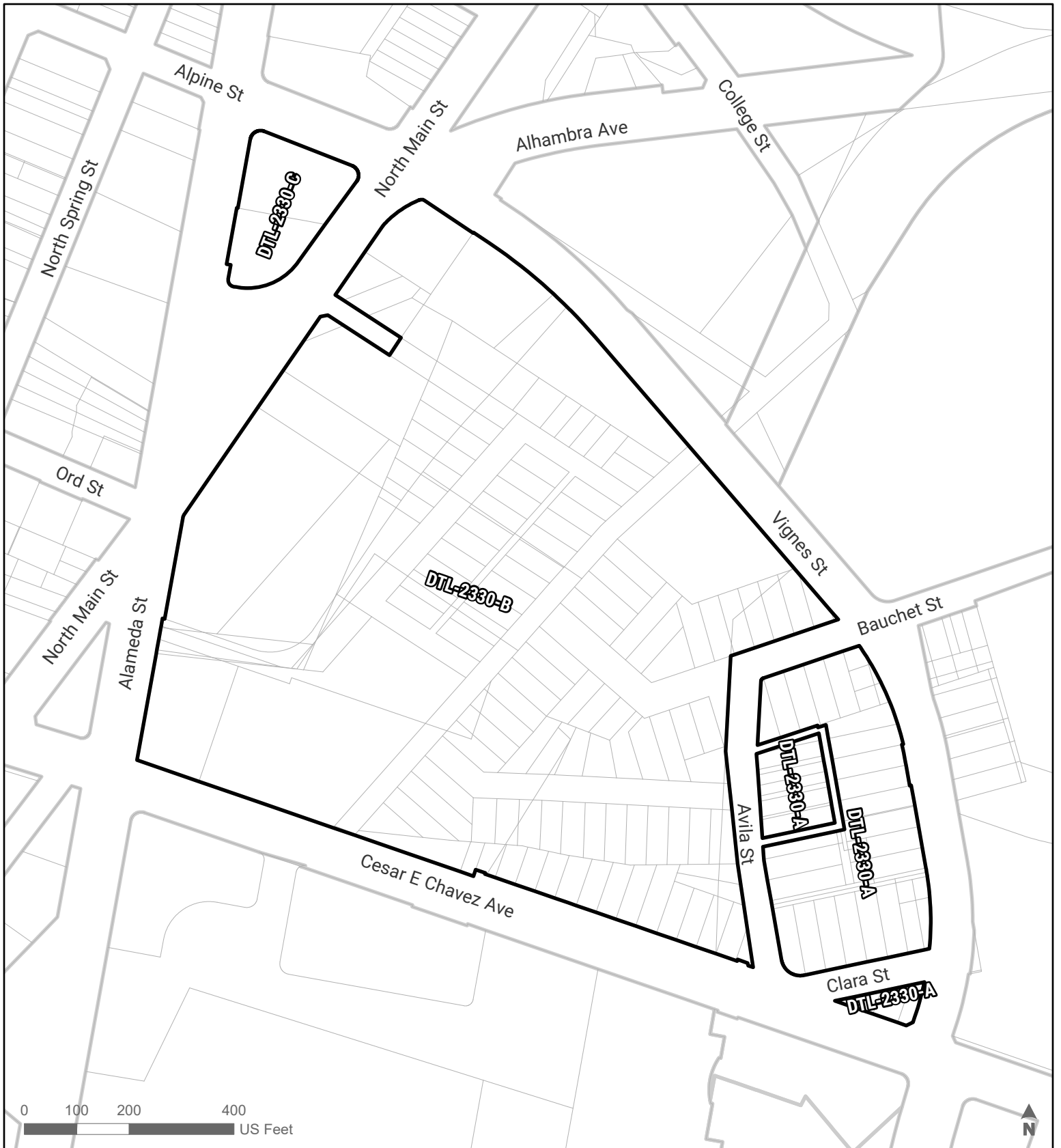
 Building Line Removal

Section:

**2320**

CPC-1994-0213-CPU


**Downtown  
Community Plan Area**



ZONING MAP AMENDMENTS

**SUBAREAS**

DTL-2330-A, DTL-2330-B, DTL-2330-C

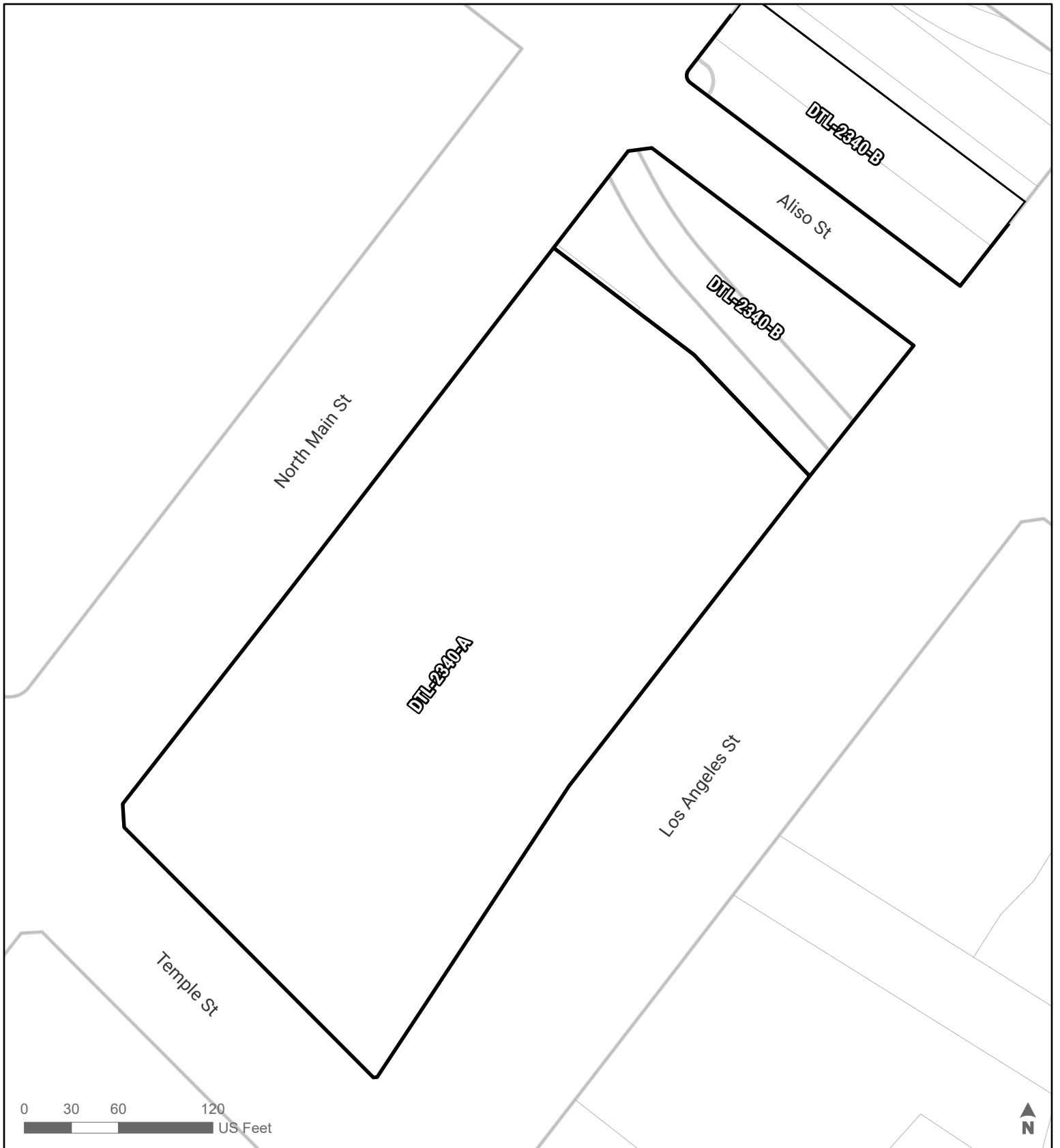
 Building Line Removal

Section:

**2330**

CPC-1994-0213-CPU


**Downtown  
Community Plan Area**



ZONING MAP AMENDMENTS

**SUBAREAS**

DTL-2310-H, DTL-2340-A, DTL-2340-B

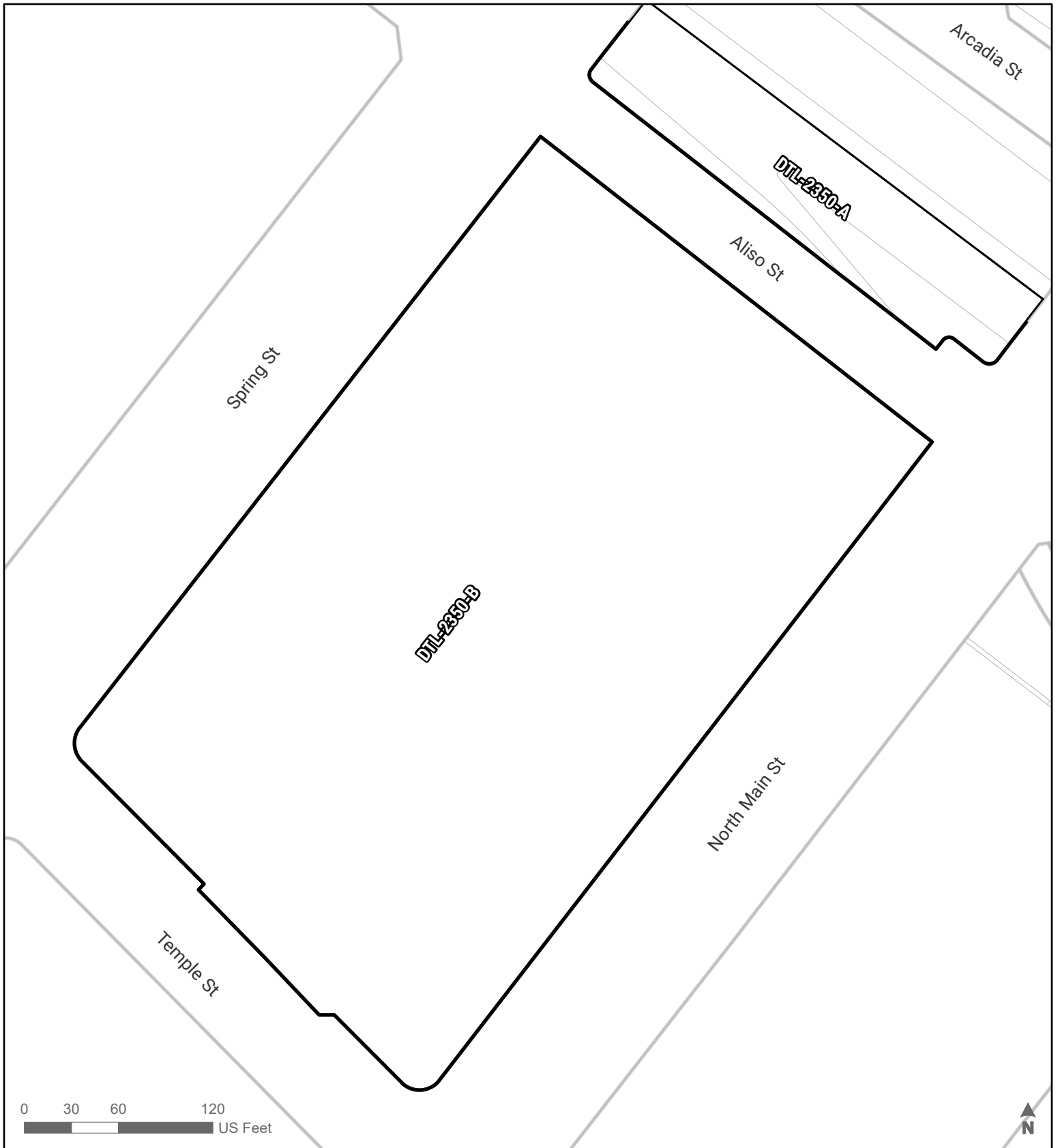
 Building Line Removal

Section:

**2340**

CPC-1994-0213-CPU


**Downtown  
Community Plan Area**



ZONING MAP AMENDMENTS

**SUBAREAS**

DTL-2310-H, DTL-2350-A, DTL-2350-B

 Building Line Removal

Section:

**2350**

CPC-1994-0213-CPU

**Downtown  
Community Plan Area**






ZONING MAP AMENDMENTS

**SUBAREAS**

DTL-2360-A, DTL-2360-B, DTL-2360-C, DTL-2360-D, DTL-2360-E

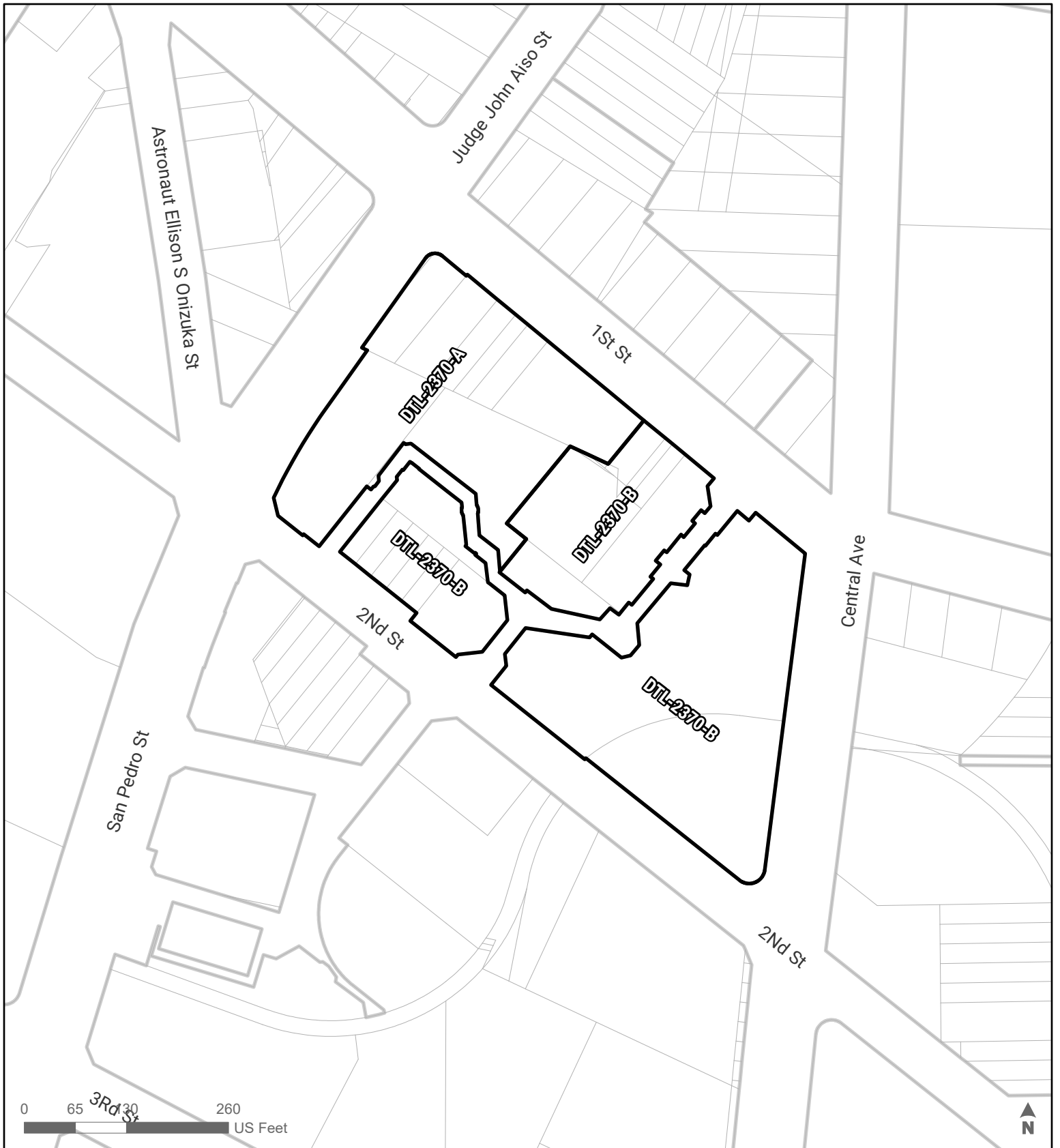
 Building Line Removal

Section:

**2360**

CPC-1994-0213-CPU


**Downtown  
Community Plan Area**



ZONING MAP AMENDMENTS

**SUBAREAS**

DTL-2370-A, DTL-2370-B

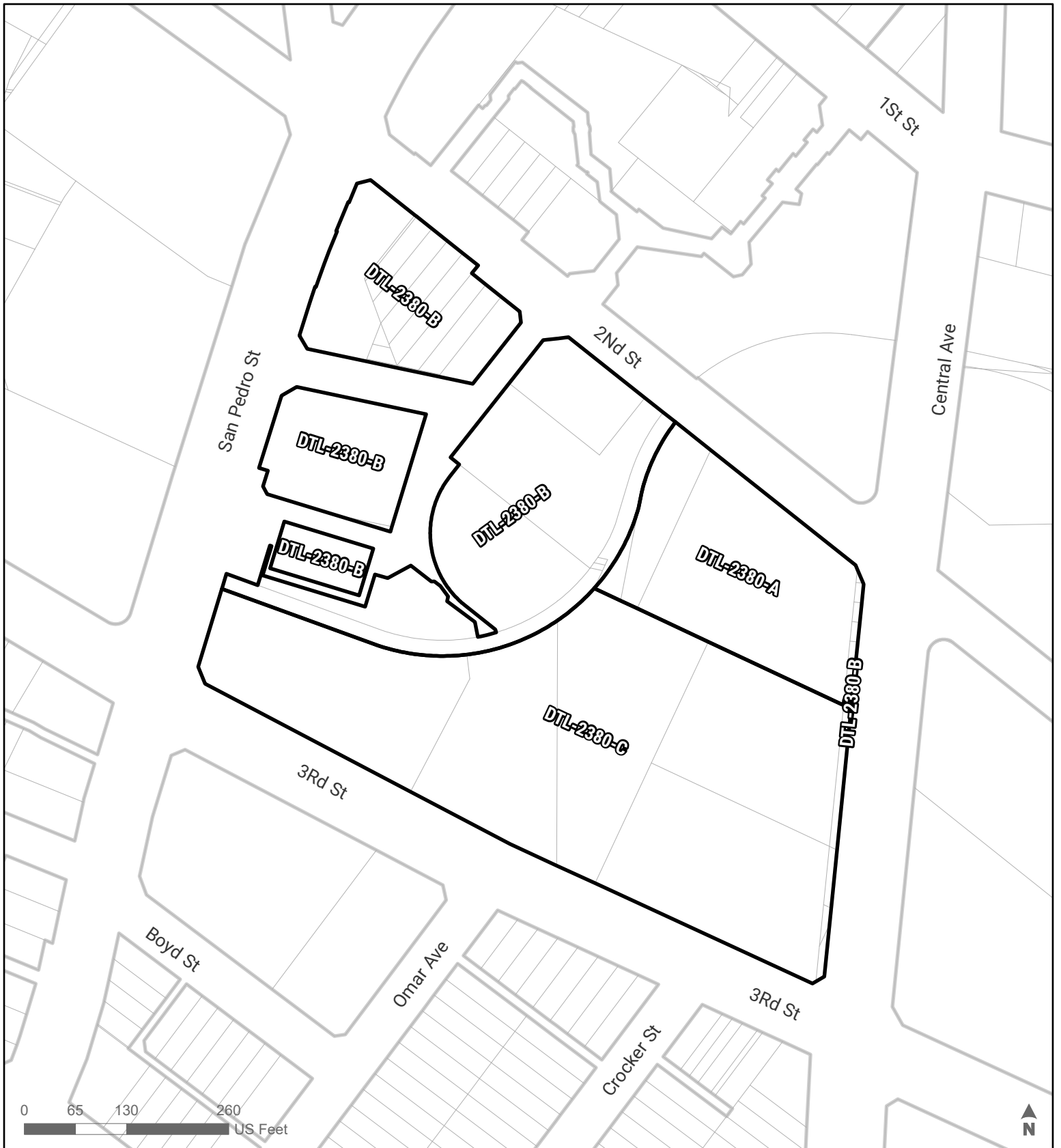
 Building Line Removal

Section:

**2370**

CPC-1994-0213-CPU


**Downtown  
Community Plan Area**



ZONING MAP AMENDMENTS

**SUBAREAS**

DTL-2380-A, DTL-2380-B, DTL-2380-C

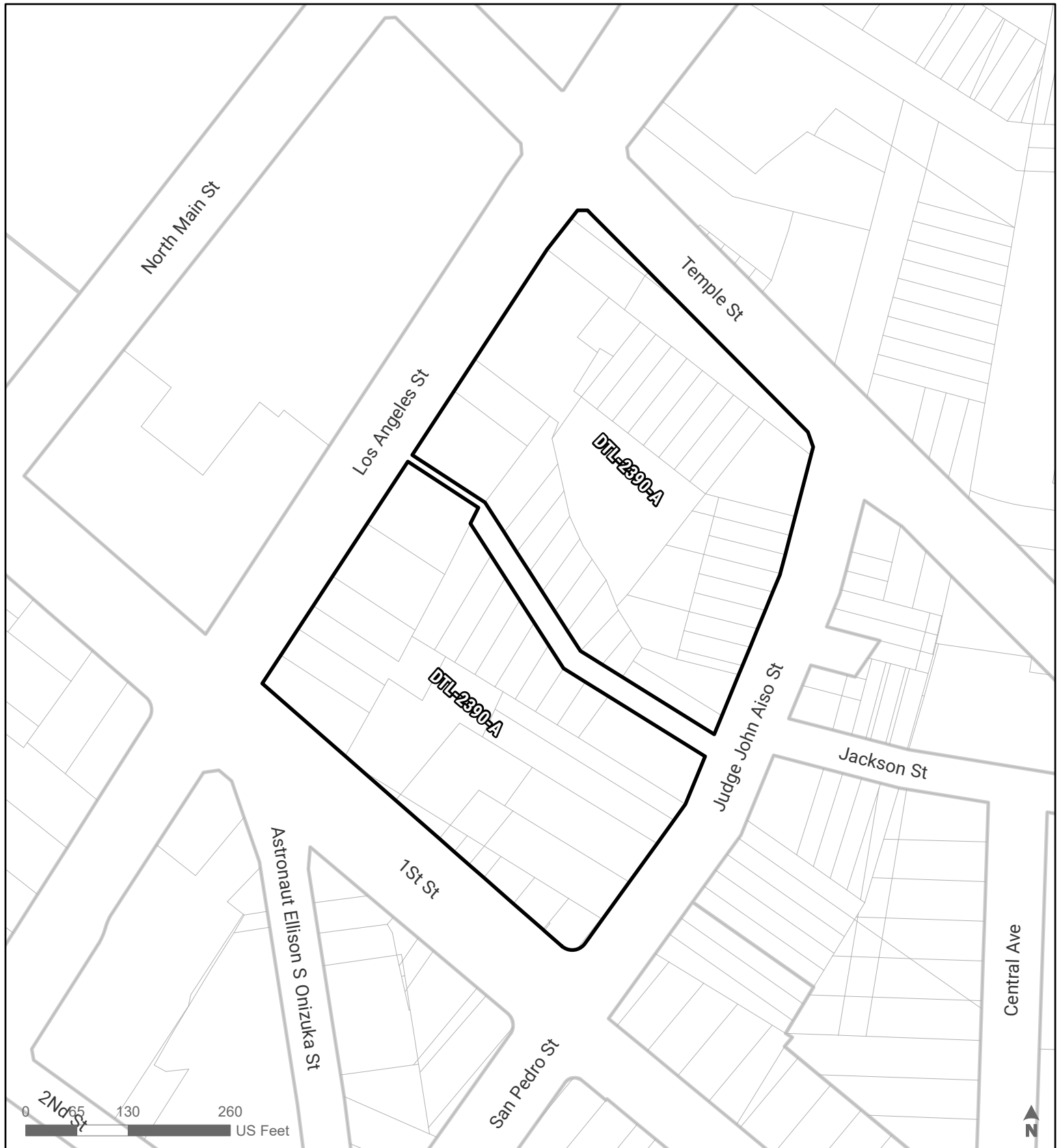
 Building Line Removal

Section:


**2380**

CPC-1994-0213-CPU

**Downtown  
Community Plan Area**



ZONING MAP AMENDMENTS  
**SUBAREAS**  
 DTL-2390-A

 Building Line Removal

Section:

**2390**

CPC-1994-0213-CPU


**Downtown  
 Community Plan Area**



ZONING MAP AMENDMENTS

**SUBAREAS**

DTL-1700-E, DTL-2400-A, DTL-2400-B, DTL-2400-C

 Building Line Removal

Section:

**2400**

CPC-1994-0213-CPU


**Downtown  
Community Plan Area**



ZONING MAP AMENDMENTS

**SUBAREAS**

DTL-220-G, DTL-2290-F, DTL-2410-A, DTL-2410-B, DTL-2410-C, DTL-2410-D,  
DTL-2410-E, DTL-2410-F, DTL-2410-G

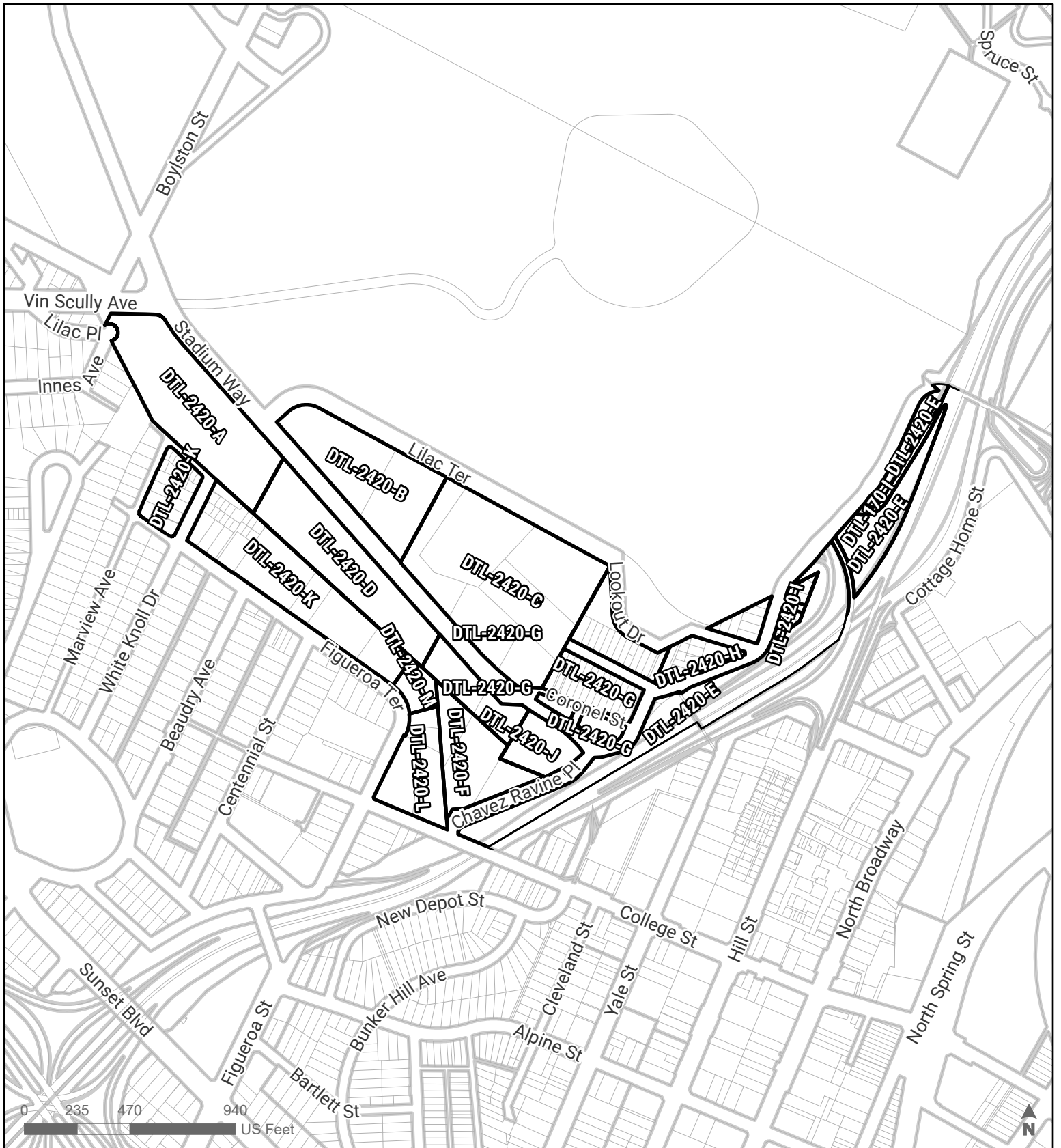
 Building Line Removal

Section:

**2410**

CPC-1994-0213-CPU


**Downtown  
Community Plan Area**



ZONING MAP AMENDMENTS

**SUBAREAS**

DTL-170-I, DTL-1660-O, DTL-2420-A, DTL-2420-B, DTL-2420-C, DTL-2420-D, DTL-2420-E, DTL-2420-F, DTL-2420-G, DTL-2420-H, DTL-2420-I, DTL-2420-J, DTL-2420-K, DTL-2420-L, DTL-2420-M

 Building Line Removal

Section:

**2420**

CPC-1994-0213-CPU


**Downtown  
Community Plan Area**



ZONING MAP AMENDMENTS

**SUBAREAS**

DTL-1630-D, DTL-1640-G, DTL-1660-O, DTL-2430-A, DTL-2430-B, DTL-2430-C,  
 DTL-2430-D, DTL-2430-E, DTL-2430-F, DTL-2430-G, DTL-2430-H, DTL-2430-I,  
 DTL-2430-J, DTL-2430-K

 Building Line Removal

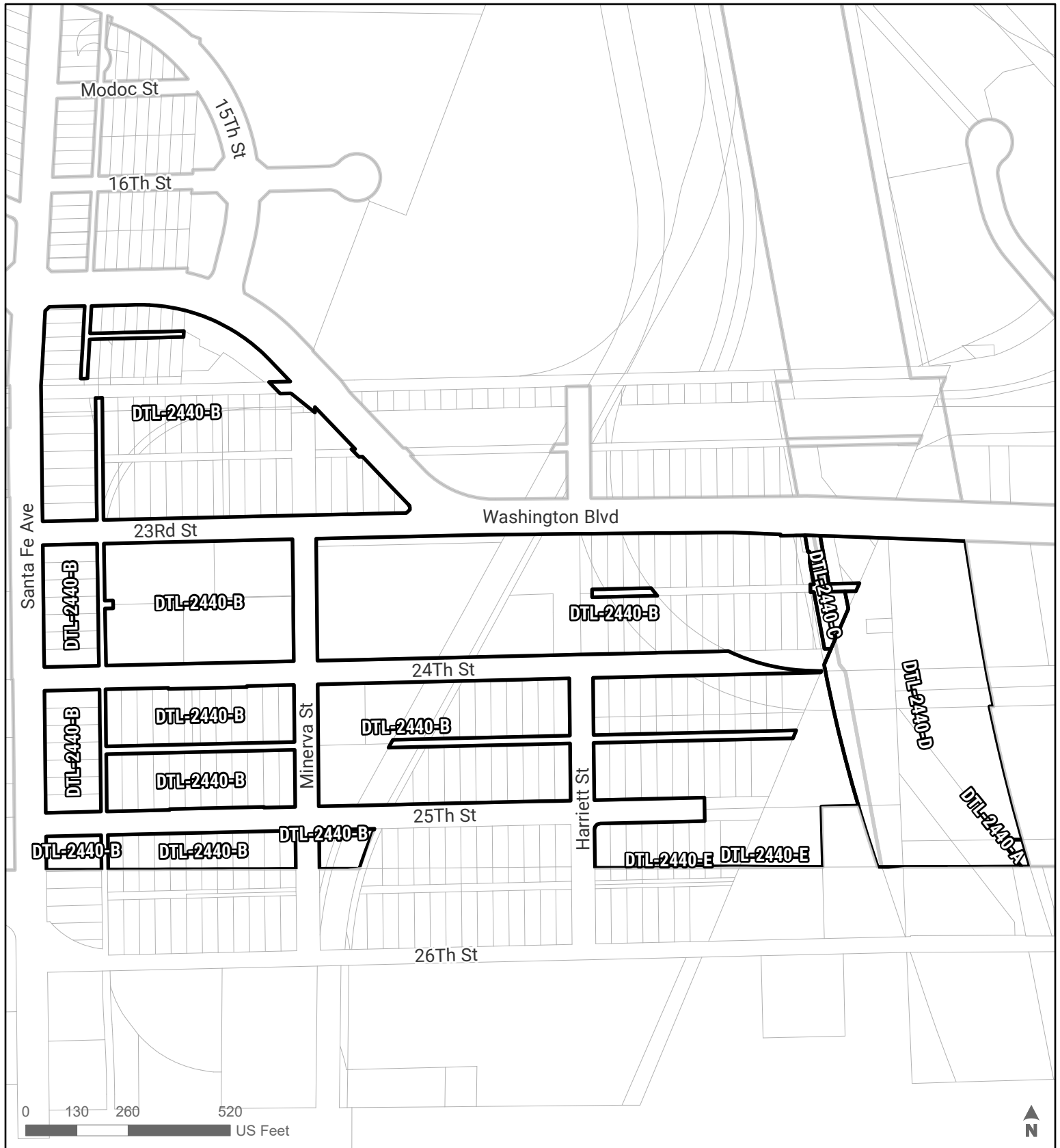
Section:

**2430**

CPC-1994-0213-CPU

**Downtown  
 Community Plan Area**





ZONING MAP AMENDMENTS

**SUBAREAS**


DTL-2440-A, DTL-2440-B, DTL-2440-C, DTL-2440-D, DTL-2440-E

Section:

**2440**

CPC-1994-0213-CPU

**Downtown  
Community Plan Area**

 Building Line Removal